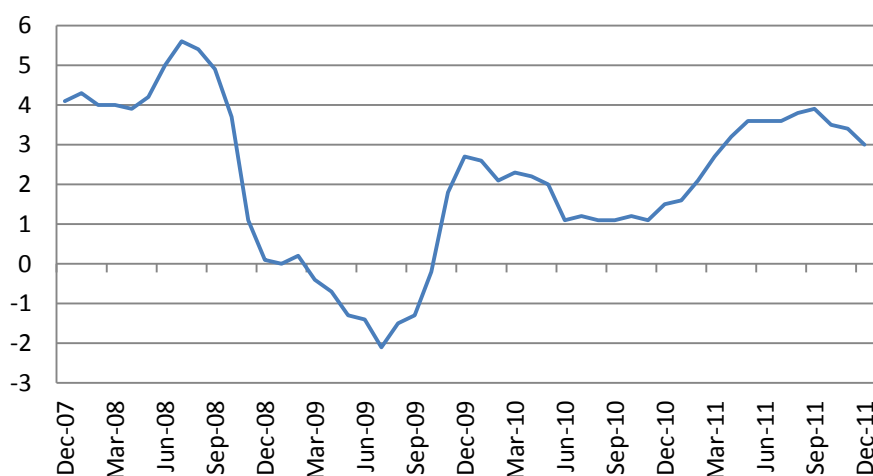


## Ежедневный обзор мирового рынка акций

20 января 2012 г.

На биржах США в четверг наблюдался осторожный рост котировок после объявления итогов аукционов по суверенным облигациям в Еврозоне, в результате которых доходности существенно снизились. Оптимизма инвесторам добавили сообщения о том, что переговоры Греции с кредиторами близки к завершению, а также заявления представителей ЕЦБ о решимости идти на дополнительные нестандартные меры по борьбе с кризисом. Индекс S&P по итогам дня прибавил 0.49%, индекс Russell – 0.4%. В лидерах были акции потребительского циклического сектора (+0.94%) (медийные, интернет-компании и отели) и промышленного сектора (0.89%). В аутсайдерах были акции сектора электроэнергетики (-0.84%). Отчетность Bank of America, Morgan Stanley носила в целом оптимистичный характер. Статистические данные сюрпризов не принесли. Индекс потребительских цен в декабре не изменился в месячном выражении, за год вырос на 3.0%, совпав с прогнозом.

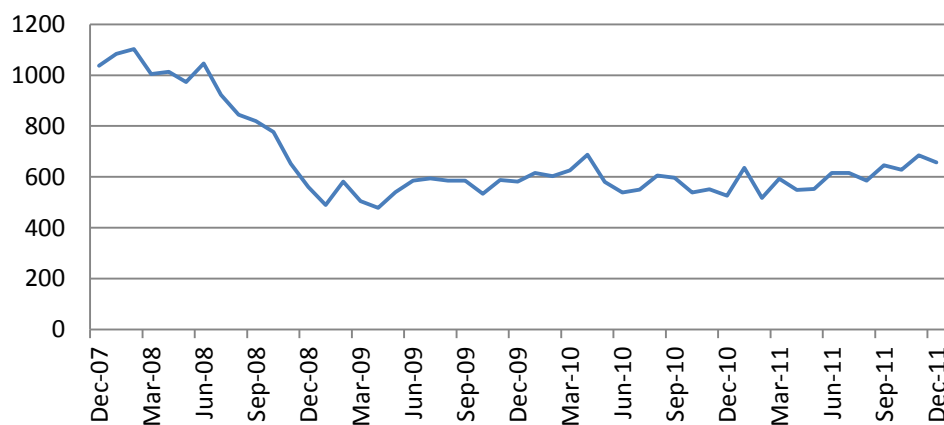


Объемы новостроек в декабре сократились на 4.7% до 657 тыс. против прогноза сокращения на 0.7%.

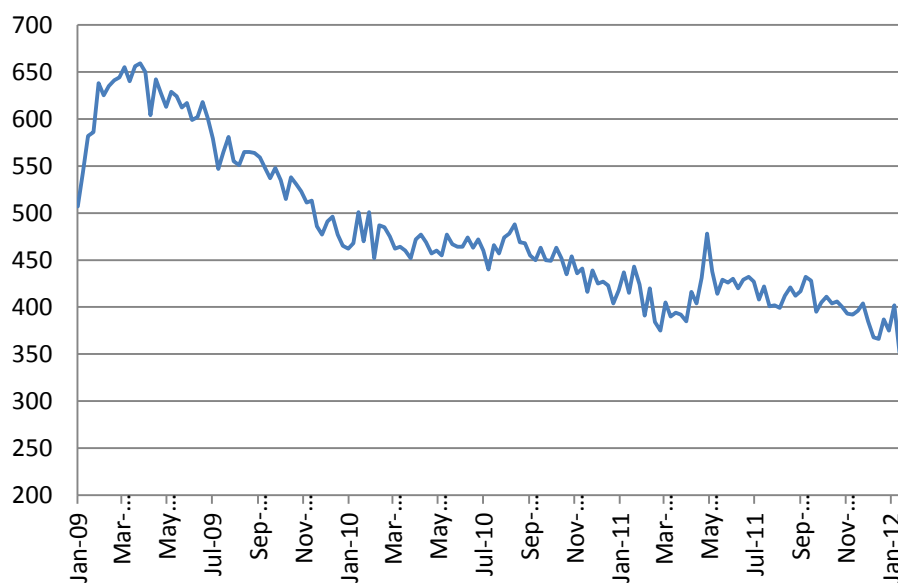
Основные индикаторы рынка		
CDS HY 5Y	602.14	-1.84%
ITX Crossover Euro	458.80	-3.06%
CDS Japan 5Y	140.31	-3.50%
CDS EM 5Y	109.47	+0.47%
CDS Russia 5Y	242.31	-3.59%
US Tsys 10Y	2.51%	-0.02%
US Tsys 5Y	1.19%	-0.01%
Brazil 10Y	2.97%	+0.72%
Germany 10Y	1.42%	-0.51%
EUR/USD	1.2965	+0.26%
USD/JPY	77.12	+0.14%
EUR/GBP	0.8369	-0.10%
Oil Brent	112.01	+0.41%
Gold	1657.7	+0.19%
Copper	8365	+1.53%
Nickel	20148	+3.64%
S&P 500	1309.75	-0.06%
Russell 2000	782.37	+0.40%
Bovespa	61926.69	+0.33%
Topix	753.5	+1.62%
Shanghai Comp	2,310.65	+0.63%
S&P/ASX 300	4,239.60	+0.59%
Sensex 30	16,768.22	+0.75%
Bovespa	61,926.69	+0.33%
DJ Euro Stoxx 50 Fu	2431	+1.89%
CAC Futures	3327	+1.90%
DAX Futures	6417.5	+0.93%
CBOE Put/Call	0.47	-14.55%
CBOE Buy/Write M	867.89	+0.02%
VIX	19.87	-4.88%
VSTOXX	26.5407	-4.39%

\*На 10:00 мск, по данным Bloomberg

## Ежедневный обзор



Количество первичных заявок на пособие по безработице за неделю резко сократилось до 352 тыс.



Индекс производственной активности ФРБ Филадельфии в январе сократился до 7.3 п. против прогноза 10.3 п.

На азиатских рынках в четверг преобладает оптимизм. Гонконгский Hang Seng прибавил 0.68%. Японский Nikkei на 9:50 мск повысился на 1.49%, корейский Kospi – на 1.78%. Австралийский S&P/ASX 200 прибавил 0.59%. Шанхайские индексы по итогам дня прибавили в пределах 1%. Индекс производственной активности HSBS в январе составил 48.8, сигнализируя, что замедление в производственном секторе «поднебесной» продолжается.

Сегодня в США в 19:00 выйдут и данные по объемам продаж на вторичном рынке жилья за декабрь.

Продолжится сезон отчетности – опубликуют финансовые отчеты 7 корпораций индекса S&P 500, включая Parker Hannifin, Schlumberger, General Electric.

Почитать:

[S&P 500 Snapshot: The "January Effect" Rolls On](#)

[Money Supply Figures Suggests Italy Headed Into Depression; Non-Performing Spanish Loans Hit 134](#)

[Google results fall short, rare miss hurts shares](#)

[Intel boosts capex, beats tempered expectations](#)

[Greece Near Deal on Debt](#)

[ISDA Finds An Event Of Default At Eastman Kodak, Whose Bonds Are Trading 27% Higher Than Greece](#)

Подиндекс		
S&P 500		Изм.
CONS DISCRET	328.39	+3.00%
CONS STAPLES	333.32	+0.45%
ENERGY	536.43	+1.43%
FINANCIALS	189.42	+1.36%
HEALTH CARE	414.89	+1.00%
INDUSTRIALS	314.07	+2.37%
INFO TECH	433.45	+2.66%
MATERIALS	232.30	+2.56%
TELECOM SERV	129.11	+1.10%
UTILITIES	175.86	-1.18%

Наиболее активные акции в США *		
JOHNSON CONTROLS	32.46	-7.04%
CABOT OIL & GAS	63.09	-4.93%
NRG ENERGY	16.42	-4.76%
FRONTIER COMMUNI	4.87	-4.70%
WPX ENERGY	14.83	-4.26%
STATE ST CORP	41.06	-3.95%
CENTERPOINT ENER	18.43	-3.66%
REYNOLDS AMERICA	40.22	-3.36%
JDS UNIPHASE	12.93	+9.76%
MICRON TECH	7.88	+10.06%
AUTODESK INC	35.43	+10.17%
GOLDMAN SACHS GP	107.68	+10.24%
ALTERA CORP	40.88	+10.31%
SALESFORCE.COM	114.51	+10.70%
WHIRLPOOL CORP	55.43	+11.10%

## Ежедневный обзор

Календарь макроэкономической статистики*						
Date Time		Event		Survey	Prior	Revised
01/16/2012 00:01	UK	Rightmove House Prices (MoM)	JAN	--	-2.7%	--
01/16/2012 00:01	UK	Rightmove House Prices (YoY)	JAN	--	1.5%	--
01/16/2012 05:00	JN	Consumer Confidence	DEC	38,5	38,1	--
01/16/2012 23:50	JN	Tertiary Industry Index (MoM)	NOV	-0.4%	0.6%	--
01/17/2012	EC	ECB's Reserve Maintenance Period				
01/17/2012 02:00	CH	Industrial Production YTD YoY	DEC	13.8%	14.0%	--
01/17/2012 02:00	CH	Industrial Production (YoY)	DEC	12.3%	12.4%	--
01/17/2012 02:00	CH	Fixed Assets Inv Excl. Rural YTD YoY	DEC	24.1%	24.5%	--
01/17/2012 02:00	CH	Real GDP YTD (YoY)	4Q	9.2%	9.4%	--
01/17/2012 02:00	CH	Real GDP (QoQ)	4Q	--	2.3%	--
01/17/2012 02:00	CH	Real GDP (YoY)	4Q	8.7%	9.1%	--
01/17/2012 02:00	CH	Retail Sales YTD YoY	DEC	17.0%	17.0%	--
01/17/2012 02:00	CH	Retail Sales (YoY)	DEC	17.3%	17.3%	--
01/17/2012 06:00	JN	Machine Tool Orders (YoY)	DEC F	--	17.4%	--
01/17/2012 07:00	EC	EU 25 New Car Registrations	DEC	--	-3.5%	--
01/17/2012 09:30	UK	DCLG UK House Prices (YoY)	NOV	--	-0.4%	--
01/17/2012 09:30	UK	CPI (MoM)	DEC	0.4%	0.2%	--
01/17/2012 09:30	UK	CPI (YoY)	DEC	4.2%	4.8%	--
01/17/2012 09:30	UK	Core CPI YOY	DEC	3.0%	3.2%	--
01/17/2012 09:30	UK	Retail Price Index	DEC	--	238,5	--
01/17/2012 09:30	UK	RPI (MoM)	DEC	0.4%	0.2%	--
01/17/2012 09:30	UK	RPI (YoY)	DEC	4.8%	5.2%	--
01/17/2012 09:30	UK	RPI Ex Mort Int.Payments (YoY)	DEC	4.9%	5.3%	--
01/17/2012 10:00	EC	Euro-Zone CPI - Core (YoY)	DEC	1.6%	1.6%	--
01/17/2012 10:00	EC	Euro-Zone CPI (MoM)	DEC	0.4%	0.1%	--
01/17/2012 10:00	EC	Euro-Zone CPI (YoY)	DEC	2.8%	3.0%	--
01/17/2012 10:00	GE	Zew Survey (Current Situation)	JAN	24,5	26,8	--
01/17/2012 10:00	EC	ZEW Survey (Econ. Sentiment)	JAN	--	-54,1	--
01/17/2012 10:00	GE	ZEW Survey (Econ. Sentiment)	JAN	-49,8	-53,8	--
01/17/2012 13:30	US	Empire Manufacturing	JAN	10,5	9,53	--
01/18/2012 04:30	JN	Industrial Production (MoM)	NOV F	--	-2.6%	--
01/18/2012 04:30	JN	Industrial Production YOY%	NOV F	--	-4.0%	--
01/18/2012 04:30	JN	Capacity Utilization (MoM)	NOV F	--	4.1%	--
01/18/2012 09:30	UK	Claimant Count Rate	DEC	5.0%	5.0%	--
01/18/2012 09:30	UK	Jobless Claims Change	DEC	10.0K	3.0K	--
01/18/2012 09:30	UK	Average Weekly Earnings 3M/YoY	NOV	2.0%	2.0%	--
01/18/2012 09:30	UK	Weekly Earnings exBonus 3M/YoY	NOV	1.9%	1.8%	--
01/18/2012 09:30	UK	ILO Unemployment Rate (3mths)	NOV	8.3%	8.3%	--
01/18/2012 10:00	EC	Construction Output SA MoM	NOV	--	-1.4%	--

Eurostoxx 600		
SX3P	380.81	-0.35%
SX4P	553.89	+0.28%
SX6P	257.15	-0.45%
SX7P	144.84	+6.17%
SX86P	107.73	+3.42%
SX8P	200.62	+0.58%
SXAP	309.64	+1.90%
SXDP	441.66	-0.34%
SXEP	348.72	+0.43%
SXFP	223.45	+1.81%
SXIP	147.68	+3.70%
SXKP	249.66	+0.16%
SXMP	165.33	+0.21%
SXNP	302.47	+1.19%
SXOP	248.71	+2.57%
SXPP	510.38	+0.99%
SXQP	433.17	-0.21%
SXRP	241.61	+0.45%
SXTP	118.23	+1.27%
SXXP	256.57	+1.22%

Наиболее активные акции в Европе*		
IMPERIAL TOBACCO	2221	-5.89%
ESSAR ENERGY	120	-5.51%
TULLOW OIL	1383	-4.95%
TELE2 AB-B SHS	127.1	-4.79%
RWE AG	27.66	-4.29%
ELAN CORP PLC	10.44	-3.78%
ROLLS-ROYCE HOLD	735	-3.67%
ENEL SPA	3.082	-3.57%
PIRAEUS BANK	0.286	+13.94%
ALSTOM	28.15	+14.06%
SOC GENERALE	20.1	+19.19%
BANCA POP MILANO	0.378	+22.43%
EFG EUROBANK ERG	0.421	+23.10%
ALPHA BANK A.E.	0.621	+27.78%
CHARTER INTERNAT	968	#N/A N/A

## Ежедневный обзор

01/18/2012 10:00	EC	Construction Output WDA YoY	NOV	--	-2.8%	--
01/18/2012 12:00	US	MBA Mortgage Applications	JAN 13	--	4.5%	--
01/18/2012 13:30	US	Producer Price Index (MoM)	DEC	0.1%	0.3%	--
01/18/2012 13:30	US	PPI Ex Food & Energy (MoM)	DEC	0.1%	0.1%	--
01/18/2012 13:30	US	PPI Ex Food & Energy (YoY)	DEC	2.8%	2.9%	--
01/18/2012 13:30	US	Producer Price Index (YoY)	DEC	5.1%	5.7%	--
01/18/2012 14:00	US	Total Net TIC Flows	NOV	--	-\$48.8B	--
01/18/2012 14:00	US	Net Long-term TIC Flows	NOV	--	\$4.8B	--
01/18/2012 14:15	US	Industrial Production	DEC	0.5%	-0.2%	--
01/18/2012 14:15	US	Capacity Utilization	DEC	78.1%	77.8%	--
01/18/2012 14:30	US	Fed's Tarullo to Testify on Volcker				
01/18/2012 15:00	US	NAHB Housing Market Index	JAN	22	21	--
01/18/2012 21:30	US	API U.S. Crude Oil Inventories	JAN 13	--	397K	--
01/18/2012 21:30	US	API Cushing Crude OK Inventory	JAN 13	--	-173K	--
01/18/2012 21:30	US	API U.S. Distillate Inventory	JAN 13	--	846K	--
01/18/2012 21:30	US	API U.S. Gasoline Inventories	JAN 13	--	1892K	--
01/18/2012 23:50	JN	Japan Buying Foreign Bonds	JAN 13	--	¥386.3B	--
01/18/2012 23:50	JN	Japan Buying Foreign Stocks	JAN 13	--	¥56.4B	--
01/18/2012 23:50	JN	Foreign Buying Japan Bonds	JAN 13	--	¥141.3B	--
01/18/2012 23:50	JN	Foreign Buying Japan Stocks	JAN 13	--	¥43.1B	--
01/19/2012 02:00	CH	Conference Board China November				
01/19/2012 04:00	JN	Tokyo Condominium Sales (YoY)	DEC	--	31.0%	--
01/19/2012 05:30	JN	Nationwide Dept. Sales (YoY)	DEC	--	-1.9%	--
01/19/2012 05:30	JN	Tokyo Dept. Store Sales (YoY)	DEC	--	-3.0%	--
01/19/2012 09:00	EC	ECB Publishes Jan. Monthly Report				
01/19/2012 09:00	EC	Euro-Zone Current Account nsa	NOV	--	1.7B	--
01/19/2012 09:00	EC	ECB Euro-Zone Current Account SA	NOV	--	-7.5B	--
01/19/2012 13:30	US	Consumer Price Index (MoM)	DEC	0.1%	-0.0%	--
01/19/2012 13:30	US	CPI Ex Food & Energy (MoM)	DEC	0.1%	0.2%	--
01/19/2012 13:30	US	Consumer Price Index (YoY)	DEC	3.1%	3.4%	--
01/19/2012 13:30	US	CPI Ex Food & Energy (YoY)	DEC	2.2%	2.2%	--
01/19/2012 13:30	US	Consumer Price Index NSA	DEC	--	226,23	--
01/19/2012 13:30	US	CPI Core Index SA	DEC	--	226,836	--
01/19/2012 13:30	US	Housing Starts	DEC	685K	685K	--
01/19/2012 13:30	US	Building Permits MOM%	DEC	-0.7%	5.7%	--
01/19/2012 13:30	US	Building Permits	DEC	675K	681K	680K
01/19/2012 13:30	US	Housing Starts MOM%	DEC	0.0%	9.3%	--
01/19/2012 13:30	US	Initial Jobless Claims	JAN 14	--	399K	--
01/19/2012 13:30	US	Continuing Claims	JAN 7	--	3628K	--
01/19/2012 14:45	US	Bloomberg Consumer Comfort	JAN 15	--	-44,7	--
01/19/2012 14:45	US	Bloomberg Economic Expectations	JAN	--	-17	--
01/19/2012 15:00	US	Philadelphia Fed.	JAN	11	10,3	6,8
01/19/2012 15:30	US	EIA Natural Gas Storage Change	JAN 13	--	-95	--

## Ежедневный обзор

01/19/2012 16:00	US	DOE U.S. Crude Oil Inventories	JAN 13	--	4958K	--
01/19/2012 16:00	US	DOE Cushing OK Crude Inventory	JAN 13	--	-191K	--
01/19/2012 16:00	US	DOE U.S. Distillate Inventory	JAN 13	--	3985K	--
01/19/2012 16:00	US	DOE U.S. Gasoline Inventories	JAN 13	--	3610K	--
01/19/2012 16:00	US	DOE U.S. Refinery Utilization	JAN 13	--	0.60%	--
01/19/2012 16:00	US	DOE Crude Oil Implied Demand	JAN 13	--	15043	--
01/19/2012 16:00	US	DOE Distillate Implied Demand	JAN 13	--	4350,7	--
01/19/2012 16:00	US	DOE Gasoline Implied Demand	JAN 13	--	8701,9	--
01/19/2012 18:00	US	U.S. to Sell USD15 Bln 10-Year TIPS				
01/19/2012 18:30	EC	ECB's Weidmann Speaks in				
01/20/2012 04:30	JN	All Industry Activity Index (MoM)	NOV	-0.9%	0.8%	--
01/20/2012 05:00	JN	Coincident Index CI	NOV F	--	90,3	--
01/20/2012 05:00	JN	Leading Index CI	NOV F	--	92,9	--
01/20/2012 07:00	GE	Producer Prices (MoM)	DEC	0.1%	0.1%	--
01/20/2012 07:00	GE	Producer Prices (YoY)	DEC	4.6%	5.2%	--
01/20/2012 07:00	JN	Convenience Store Sales YoY	DEC	--	7.5%	--
01/20/2012 09:30	UK	Retail Sales Ex Auto Fuel(MoM)	DEC	0.6%	-0.7%	--
01/20/2012 09:30	UK	Retail Sales Ex Auto Fuel(YoY)	DEC	--	0.5%	--
01/20/2012 09:30	UK	Retail Sales w/Auto Fuel (MoM)	DEC	0.7%	-0.4%	--
01/20/2012 09:30	UK	Retail Sales w/Auto Fuel (YoY)	DEC	2.5%	0.7%	--
01/20/2012 15:00	US	Existing Home Sales MoM	DEC	5.2%	4.0%	--
01/20/2012 15:00	US	Existing Home Sales	DEC	4.65M	4.42M	--
01/20/2012 18:00	US	Baker Hughes U.S. Rig Count	JAN 20	--	--	--
01/23/2012 05:00	JN	Supermarket Sales (YoY)	DEC	--	-2.3%	--
01/23/2012 15:00	EC	Euro-Zone Consumer Confidence	JAN A	--	-21,1	--
01/24/2012	JN	BOJ Target Rate	JAN 24	--	0.10%	--
01/24/2012 08:30	GE	PMI Manufacturing	JAN A	--	48,4	--
01/24/2012 08:30	GE	PMI Services	JAN A	--	52,4	--
01/24/2012 09:00	EC	PMI Composite	JAN A	--	48,3	--
01/24/2012 09:00	EC	PMI Manufacturing	JAN A	--	46,9	--
01/24/2012 09:00	EC	PMI Services	JAN A	--	48,8	--
01/24/2012 09:30	UK	Public Finances (PSNCR)	DEC	--	10.6B	--
01/24/2012 09:30	UK	PSNB ex Interventions	DEC	--	18.1B	--
01/24/2012 09:30	UK	Public Sector Net Borrowing	DEC	--	15.2B	--
01/24/2012 10:00	EC	Industrial New Orders NSA (YoY)	NOV	--	1.6%	--
01/24/2012 10:00	EC	Industrial New Orders SA (MoM)	NOV	--	1.8%	--
01/24/2012 15:00	US	Richmond Fed Manufact. Index	JAN	--	3	--
01/24/2012 21:30	US	API U.S. Crude Oil Inventories	JAN 20	--	397K	--
01/24/2012 21:30	US	API Cushing Crude OK Inventory	JAN 20	--	--	--
01/24/2012 21:30	US	API U.S. Distillate Inventory	JAN 20	--	--	--
01/24/2012 21:30	US	API U.S. Gasoline Inventories	JAN 20	--	--	--
01/24/2012 23:50	JN	Merchnds Trade Balance Total	DEC	--	-¥684.7B	-
01/24/2012 23:50	JN	Adjusted Merchnds Trade Bal.	DEC	--	-¥537.9B	--

## Ежедневный обзор

01/24/2012 23:50	JN	Merchnds Trade Exports YoY	DEC	--	-4,5	--
01/24/2012 23:50	JN	Merchnds Trade Imports YoY	DEC	--	11,4	--
01/25/2012 09:00	GE	IFO - Business Climate	JAN	--	107,2	--
01/25/2012 09:00	GE	IFO - Current Assessment	JAN	--	116,7	--
01/25/2012 09:00	GE	IFO - Expectations	JAN	--	98,4	--
01/25/2012 09:30	UK	Bank of England Minutes				
01/25/2012 09:30	UK	BBA Loans for House Purchase	DEC	--	34738	--
01/25/2012 09:30	UK	GDP (QoQ)	4Q A	--	0.6%	--
01/25/2012 09:30	UK	GDP (YoY)	4Q A	--	0.5%	--
01/25/2012 09:30	UK	Index of Services (MoM)	NOV	--	-0.7%	--
01/25/2012 09:30	UK	Index of Services (3mth/3mth)	NOV	--	0.2%	--
01/25/2012 10:00	EC	ECB Announces Allotment in 7-Day				
01/25/2012 11:00	UK	CBI Trends Total Orders	JAN	--	-23	--
01/25/2012 11:00	UK	CBI Trends Selling Prices	JAN	--	7	--
01/25/2012 11:00	UK	CBI Business Optimism	JAN	--	-30	--
01/25/2012 12:00	US	MBA Mortgage Applications	JAN 20	--	--	--
01/25/2012 15:00	US	House Price Index MoM	NOV	--	-0.2%	--
01/25/2012 15:00	US	Pending Home Sales MoM	DEC	--	7.3%	--
01/25/2012 15:00	US	Pending Home Sales YoY	DEC	--	6.9%	--
01/25/2012 15:30	US	DOE U.S. Crude Oil Inventories	JAN 20	--	--	--
01/25/2012 15:30	US	DOE Cushing OK Crude Inventory	JAN 20	--	--	--
01/25/2012 15:30	US	DOE U.S. Distillate Inventory	JAN 20	--	--	--
01/25/2012 15:30	US	DOE U.S. Gasoline Inventories	JAN 20	--	--	--
01/25/2012 15:30	US	DOE U.S. Refinery Utilization	JAN 20	--	--	--
01/25/2012 15:30	US	DOE Crude Oil Implied Demand	JAN 20	--	--	--
01/25/2012 15:30	US	DOE Distillate Implied Demand	JAN 20	--	4350,7	--
01/25/2012 15:30	US	DOE Gasoline Implied Demand	JAN 20	--	--	--
01/25/2012 17:30	US	FOMC Rate Decision	JAN 25	--	0.25%	--
01/25/2012 18:00	US	U.S. to Sell 5-Year Notes				
01/25/2012 23:50	JN	Corp Service Price Index (YoY)	DEC	--	-0.2%	--
01/25/2012 23:50	JN	Japan Buying Foreign Bonds	JAN 20	--	--	--
01/25/2012 23:50	JN	Japan Buying Foreign Stocks	JAN 20	--	--	--
01/25/2012 23:50	JN	Foreign Buying Japan Bonds	JAN 20	--	--	--
01/25/2012 23:50	JN	Foreign Buying Japan Stocks	JAN 20	--	--	--
01/26/2012	PO	Bank of Portugal Publishes Bank				
01/26/2012 07:00	GE	GfK Consumer Confidence Survey	FEB	--	5,6	--
01/26/2012 11:00	UK	CBI Reported Sales	JAN	--	9	--
01/26/2012 13:30	US	Chicago Fed Nat Activity Index	DEC	--	-0,37	--
01/26/2012 13:30	US	Durable Goods Orders	DEC	--	3.8%	3.7%
01/26/2012 13:30	US	Durables Ex Transportation	DEC	--	0.3%	--
01/26/2012 13:30	US	Cap Goods Orders Nondef Ex Air	DEC	--	-1.2%	--
01/26/2012 13:30	US	Initial Jobless Claims	JAN 21	--	--	--
01/26/2012 13:30	US	Continuing Claims	JAN 14	--	--	--

## Ежедневный обзор

01/26/2012 14:45	US	Bloomberg Consumer Comfort	JAN 22	--	--	--
01/26/2012 15:00	US	Revisions: Leading Indicators				
01/26/2012 15:00	US	Leading Indicators	DEC	--	0.5%	--
01/26/2012 15:00	US	New Home Sales MoM	DEC	--	1.6%	--
01/26/2012 15:00	US	New Home Sales	DEC	--	315K	--
01/26/2012 15:30	US	EIA Natural Gas Storage Change	JAN 20	--	--	--
01/26/2012 16:00	US	Kansas City Fed Manf. Activity	JAN	--	-4	--
01/26/2012 18:00	US	U.S. to Sell 7-Year Notes				
01/26/2012 23:30	JN	Tokyo CPI YoY	JAN	--	-0.4%	--
01/26/2012 23:30	JN	Tokyo CPI Ex-Fresh Food YoY	JAN	--	-0.3%	--
01/26/2012 23:30	JN	Tokyo CPI Ex Food, Energy YoY	JAN	--	-1.1%	--
01/26/2012 23:30	JN	Natl CPI YoY	DEC	--	-0.5%	--
01/26/2012 23:30	JN	Natl CPI Ex-Fresh Food YoY	DEC	--	--	--
01/26/2012 23:30	JN	Natl CPI Ex Food, Energy YoY	DEC	--	-1.1%	--
01/26/2012 23:50	JN	Retail Trade YoY	DEC	--	-2.3%	--
01/26/2012 23:50	JN	Retail Trade MoM SA	DEC	--	-2.1%	--
01/26/2012 23:50	JN	Large Retailers' Sales	DEC	--	-2.5%	--
01/27/2012 09:00	EC	Euro-Zone M3 s.a. 3 mth ave.	DEC	--	2.5%	--
01/27/2012 09:00	EC	Euro-Zone M3 s.a. (YoY)	DEC	--	2.0%	--
01/27/2012 13:30	US	GDP QoQ (Annualized)	4Q A	--	1.8%	--
01/27/2012 13:30	US	GDP Price Index	4Q A	--	2.6%	--
01/27/2012 13:30	US	Core PCE QoQ	4Q A	--	2.1%	--
01/27/2012 13:30	US	Personal Consumption	4Q A	--	1.7%	--
01/27/2012 14:55	US	U. of Michigan Confidence	JAN F	--	--	--
01/27/2012 18:00	US	Baker Hughes U.S. Rig Count	JAN 27	--	--	--
16-17 JAN	GE	Wholesale Price Index (MoM)	DEC	--	0.7%	--
16-17 JAN	GE	Wholesale price Index (YoY)	DEC	--	4.9%	--
16-18 JAN	CH	Actual FDI (YoY)	DEC	--	-9.8%	--
16-20 JAN	UK	Nationwide Consumer Confidence	DEC	--	40	--
17-18 JAN	AS	ECB's Nowotny, Hungary Simor at				
19-20 JAN	GE	G-20 Vice Ministers of Finance				
22-25 JAN	CH	HSBC Flash China Manufacturing	JAN	--	49	--
24-30 JAN	GE	Import Price Index (MoM)	DEC	--	0.4%	--
24-30 JAN	GE	Import Price Index (YoY)	DEC	--	6.0%	--
26-31 JAN	UK	Nat'wide House prices sa (MoM)	JAN	--	-0.2%	--
26-31 JAN	UK	Nat'wide House prices nsa(YoY)	JAN	--	1.0%	--

## Ежедневный обзор

Календарь отчетности, Европа*						
Компания	Тиккер	Дата	Время	Период	Факт	Консенсус
ASML Holding NV	ASML NA	1/18/2012	6:00	Y 2011	3.447	3.274
Novozymes A/S	NZYMB DC	1/19/2012	7:00	Y 2011		5.809
Bankinter SA	BKT SM	1/19/2012		Y 2011		0.33
Aurubis AG	NDA GR	1/19/2012		Y 2011		4.345
Wincor Nixdorf AG	WIN GR	1/23/2012		Q1 2012		0.92
Nordea Bank AB	NDA SS	1/24/2012	6:00	Y 2011		0.65
Koninklijke KPN NV	KPN NA	1/24/2012	6:30	Y 2011		1.207
Chemring Group PLC	CHG LN	1/24/2012	7:00	Y 2011		0.529
Investor AB	INVEB SS	1/24/2012	7:15	Y 2011		-14.35
Castellum AB	CAST SS	1/24/2012	10:00	Y 2011		6
STMicroelectronics NV	STM IM	1/24/2012	10:00	Y 2011		0.411
Software AG	SOW GR	1/24/2012		Y 2011		2.257
Siemens AG	SIE GR	1/24/2012		Q1 2012		1.726
Novartis AG	NOVN VX	1/25/2012	Bef-mkt	Y 2011		5.536
SAP AG	SAP GR	1/25/2012	Bef-mkt	Y 2011		2.78
Telefonaktiebolaget LM Ericsson	ERICB SS	1/25/2012	6:30	Y 2011		6.021
Beiersdorf AG	BEI GR	1/25/2012	7:00	Y 2011		1.789
Coloplast A/S	COLOB DC	1/25/2012		Q1 2012		12.211
Lonza Group AG	LONN VX	1/25/2012		Y 2011		4.231
Logitech International SA	LOGN VX	1/26/2012	3:00	Q3 2012		0.417
Hennes & Mauritz AB	HMB SS	1/26/2012	7:00	Y 2011		9.532
Banco de Sabadell SA	SAB SM	1/26/2012	7:30	Y 2011		0.171
Kone OYJ	KNEBV FH	1/26/2012	10:30	Y 2011		2.281
SKF AB	SKFB SS	1/26/2012	11:00	Y 2011		13.922
Svenska Cellulosa AB	SCAB SS	1/26/2012	11:00	Y 2011		8.443
Nokia OYJ	NOK1V FH	1/26/2012		Y 2011		0.244
Getinge AB	GETIB SS	1/26/2012		Y 2011		10.509
Kazakhmys PLC	KAZ LN	1/26/2012		Y 2011		2.745
Wartsila OYJ Abp	WRT1V FH	1/27/2012	6:30	Y 2011		1.634
Zardoya Otis SA	ZOT SM	1/27/2012		Y 2011		0.534
Enel Green Power SpA	EGPW IM	1/27/2012		Y 2011		0.088
CaixaBank	CABK SM	1/27/2012		Y 2011		0.328
Koninklijke Philips Electronics NV	PHIA NA	1/30/2012	6:00	Y 2011		0.652
Ryanair Holdings PLC	RYA ID	1/30/2012		Q3 2012		-0.021
ARM Holdings PLC	ARM LN	1/31/2012	7:00	Y 2011		0.118
British Sky Broadcasting Group PLC	BSY LN	1/31/2012	7:00	S1 2012		0.238
Atlas Copco AB	ATCOA SS	1/31/2012	11:00	Y 2011		10.547
Amer Sports OYJ	AMEAS FH	1/31/2012	11:00	Y 2011		0.759

## Ежедневный обзор

Banco Santander SA	SAN SM	1/31/2012		Y 2011		0.854
Enel SpA	ENEL IM	1/31/2012		Y 2011		0.44
QIAGEN NV	QGEN US	1/31/2012		Q4 2011		0.276
Roche Holding AG	ROG VX	2/1/2012	6:00	Y 2011		12.389
Fortum OYJ	FUM1V FH	2/1/2012	7:00	Y 2011		1.512
UPM-Kymmene OYJ	UPM1V FH	2/1/2012	7:30	Y 2011		0.932
Scania AB	SCVB SS	2/1/2012	8:30	Y 2011		11.862
Unibail-Rodamco SE	UL FP	2/1/2012	Aft-mkt	Y 2011		8.946
NCC AB	NCCA SS	2/1/2012		Y 2011		10.369
Fiat Industrial SpA	FI IM	2/1/2012		Y 2011		0.592
Infineon Technologies AG	IFX GR	2/1/2012		Q1 2012		0.091
Fiat SpA	F IM	2/1/2012		Y 2011		0.448
Sandvik AB	SAND SS	2/1/2012		Y 2011		6.991
Deutsche Bank AG	DBK GR	2/2/2012	Bef-mkt	Y 2011		4.995
YIT OYJ	YTY1V FH	2/2/2012	6:00	Y 2011		1.167
Unilever NV	UNA NA	2/2/2012	7:00	Y 2011		1.553
Kesko OYJ	KESBV FH	2/2/2012	7:00	Y 2011		1.936
Electrolux AB	ELUXB SS	2/2/2012	7:00	Y 2011		9.791
Unilever PLC	ULVR LN	2/2/2012	7:00	Y 2011		1.553
Royal Dutch Shell PLC	RDSA LN	2/2/2012	7:00	Y 2011		4.264
Konecranes OYJ	KCR1V FH	2/2/2012	7:30	Y 2011		1.19
Novo Nordisk A/S	NOVOB DC	2/2/2012		Y 2011		29.043
LVMH Moet Hennessy Louis Vuitton SA	MC FP	2/2/2012		Y 2011		6.2
Holmen AB	HOLMB SS	2/2/2012		Y 2011		15.724
Banco Bilbao Vizcaya Argentaria SA	BBVA SM	2/2/2012		Y 2011		0.842
TeliaSonera AB	TLSN SS	2/2/2012		Y 2011		4.336
Banco Comercial Portugues SA	BCP PL	2/2/2012		Y 2011		0.021
AstraZeneca PLC	AZN LN	2/2/2012		Y 2011		7.248
Smith & Nephew PLC	SN/ LN	2/2/2012		Y 2011		0.728
Banco Popular Espanol SA	POP SM	2/3/2012	Bef-mkt	Y 2011		0.327
Neste Oil OYJ	NES1V FH	2/3/2012	7:00	Y 2011		0.389
TDC A/S	TDC DC	2/3/2012	7:00	Y 2011		3.494
Elisa OYJ	ELI1V FH	2/3/2012		Y 2011		1.218
Bankia SA	BKIA SM	2/3/2012		Q4 2011		
Christian Dior SA	CDI FP	2/3/2012		Y 2011		6.829
Volvo AB	VOLVB SS	2/3/2012		Y 2011		8.651
BT Group PLC	BT/A LN	2/3/2012		Q3 2012		0.049
Banco Espirito Santo SA	BES PL	2/3/2012		Y 2011		0.181

## Ежедневный обзор

Календарь отчетности, США*						
Компания	Тикер	Дата	Время			Консенсус
Northern Trust Corp	NTRS US	1/18/2012	Bef-mkt	Q4 2011		0.68
US Bancorp	USB US	1/18/2012	Bef-mkt	Q4 2011		0.634
Charles Schwab Corp/The	SCHW US	1/18/2012	Bef-mkt	Q4 2011		0.13
PNC Financial Services Group Inc	PNC US	1/18/2012	Bef-mkt	Q4 2011		1.488
State Street Corp	STT US	1/18/2012	Bef-mkt	Q4 2011		0.938
Bank of New York Mellon Corp/The	BK US	1/18/2012	11:30	Q4 2011		0.533
Fastenal Co	FAST US	1/18/2012	13:00	Q4 2011		0.294
Goldman Sachs Group Inc/The	GS US	1/18/2012	13:00	Q4 2011		1.226
F5 Networks Inc	FFIV US	1/18/2012	21:05	Q1 2012		1.009
Xilinx Inc	XLNX US	1/18/2012	21:20	Q3 2012		0.371
SLM Corp	SLM US	1/18/2012	Aft-mkt	Q4 2011		0.489
eBay Inc	EBAY US	1/18/2012	Aft-mkt	Q4 2011		0.571
UnitedHealth Group Inc	UNH US	1/19/2012	Bef-mkt	Q4 2011		1.036
PPG Industries Inc	PPG US	1/19/2012	Bef-mkt	Q4 2011		1.266
Huntington Bancshares Inc/OH	HBAN US	1/19/2012	Bef-mkt	Q4 2011		0.141
BB&T Corp	BBT US	1/19/2012	Bef-mkt	Q4 2011		0.525
BlackRock Inc	BLK US	1/19/2012	Bef-mkt	Q4 2011		2.989
Southwest Airlines Co	LUV US	1/19/2012	Bef-mkt	Q4 2011		0.078
Freeport-McMoRan Copper & Gold Inc	FCX US	1/19/2012	Bef-mkt	Q4 2011		0.607
Bank of America Corp	BAC US	1/19/2012	12:00	Q4 2011		0.137
Morgan Stanley	MS US	1/19/2012	12:15	Q4 2011		-0.568
Rockwell Collins Inc	COL US	1/19/2012	12:30	Q1 2012		0.85
People's United Financial Inc	PBCT US	1/19/2012	21:00	Q4 2011		0.186
Capital One Financial Corp	COF US	1/19/2012	21:05	Q4 2011		1.544
International Business Machines Corp	IBM US	1/19/2012	21:30	Q4 2011		4.622
American Express Co	AXP US	1/19/2012	Aft-mkt	Q4 2011		0.973
Johnson Controls Inc	JCI US	1/19/2012	Aft-mkt	Q1 2012		0.621
Intel Corp	INTC US	1/19/2012	Aft-mkt	Q4 2011		0.611
Intuitive Surgical Inc	ISRG US	1/19/2012	Aft-mkt	Q4 2011		3.356
Microsoft Corp	MSFT US	1/19/2012	Aft-mkt	Q2 2012		0.762
Google Inc	GOOG US	1/19/2012	Aft-mkt	Q4 2011		10.495
Union Pacific Corp	UNP US	1/19/2012		Q4 2011		1.815
Amphenol Corp	APH US	1/19/2012		Q4 2011		0.703
Progressive Corp/The	PGR US	1/19/2012		Q4 2011		0.348
Hudson City Bancorp Inc	HCBK US	1/19/2012		Q4 2011		0.153
First Horizon National Corp	FHN US	1/20/2012	Bef-mkt	Q4 2011		0.142
SunTrust Banks Inc	STI US	1/20/2012	Bef-mkt	Q4 2011		0.267
Parker Hannifin Corp	PH US	1/20/2012	Bef-mkt	Q2 2012		1.624

## Ежедневный обзор

General Electric Co	GE US	1/20/2012	Bef-mkt	Q4 2011		0.379
Comerica Inc	CMA US	1/20/2012	Bef-mkt	Q4 2011		0.513
Fifth Third Bancorp	FITB US	1/20/2012	11:30	Q4 2011		0.349
Schlumberger Ltd	SLB US	1/20/2012		Q4 2011		1.095
Consolidated Edison Inc	ED US	1/20/2012		Q4 2011		0.718
TripAdvisor Inc	TRIP US	1/22/2012		Q3 2011		0.379
Texas Instruments Inc	TXN US	1/23/2012	21:30	Q4 2011		0.228
Western Digital Corp	WDC US	1/23/2012	Aft-mkt	Q2 2012		0.709
Zions Bancorporation	ZION US	1/23/2012	Aft-mkt	Q4 2011		0.332
CSX Corp	CSX US	1/23/2012	Aft-mkt	Q4 2011		0.439
Halliburton Co	HAL US	1/23/2012		Q4 2011		0.988
Cooper Industries PLC	CBE US	1/24/2012	Bef-mkt	Q4 2011		0.952
Harley-Davidson Inc	HOG US	1/24/2012	Bef-mkt	Q4 2011		0.224
KeyCorp	KEY US	1/24/2012	Bef-mkt	Q4 2011		0.204
Air Products & Chemicals Inc	APD US	1/24/2012	Bef-mkt	Q1 2012		1.357
Quest Diagnostics Inc	DGX US	1/24/2012	Bef-mkt	Q4 2011		1.061
Baker Hughes Inc	BHI US	1/24/2012	Bef-mkt	Q4 2011		1.33
McDonald's Corp	MCD US	1/24/2012	Bef-mkt	Q4 2011		1.289
El du Pont de Nemours & Co	DD US	1/24/2012	11:00	Q4 2011		0.329
EMC Corp/Massachusetts	EMC US	1/24/2012	12:00	Q4 2011		0.461
Verizon Communications Inc	VZ US	1/24/2012	12:30	Q4 2011		0.539
Total System Services Inc	TSS US	1/24/2012	21:00	Q4 2011		0.312
Stryker Corp	SYK US	1/24/2012	21:00	Q4 2011		1.028
Altera Corp	ALTR US	1/24/2012	21:15	Q4 2011		0.42
CA Inc	CA US	1/24/2012	21:30	Q3 2012		0.544
Norfolk Southern Corp	NSC US	1/24/2012	Aft-mkt	Q4 2011		1.396
Apple Inc	AAPL US	1/24/2012	Aft-mkt	Q1 2012		10.048
Yahoo! Inc	YHOO US	1/24/2012	Aft-mkt	Q4 2011		0.242
Travelers Cos Inc/The	TRV US	1/24/2012		Q4 2011		1.507
Advanced Micro Devices Inc	AMD US	1/24/2012		Q4 2011		0.157
International Game Technology	IGT US	1/24/2012		Q1 2012		0.219
Johnson & Johnson	JNJ US	1/24/2012		Q4 2011		1.1
Peabody Energy Corp	BTU US	1/24/2012		Q4 2011		1.321
Regions Financial Corp	RF US	1/24/2012		Q4 2011		0.03
Waters Corp	WAT US	1/24/2012		Q4 2011		1.5
Coach Inc	COH US	1/24/2012		Q2 2012		1.152
Kimberly-Clark Corp	KMB US	1/24/2012		Q4 2011		1.295
Automatic Data Processing Inc	ADP US	1/25/2012	Bef-mkt	Q2 2012		0.679
Bemis Co Inc	BMS US	1/25/2012	Bef-mkt	Q4 2011		0.395
MeadWestvaco Corp	MWV US	1/25/2012	Bef-mkt	Q4 2011		0.36

## Ежедневный обзор

TE Connectivity Ltd	TEL US	1/25/2012	Bef-mkt	Q1 2012		0.699
Corning Inc	GLW US	1/25/2012	Bef-mkt	Q4 2011		0.325
Praxair Inc	PX US	1/25/2012	Bef-mkt	Q4 2011		1.367
United Technologies Corp	UTX US	1/25/2012	Bef-mkt	Q4 2011		1.457
Abbott Laboratories	ABT US	1/25/2012	Bef-mkt	Q4 2011		1.435
Rockwell Automation Inc	ROK US	1/25/2012	Bef-mkt	Q1 2012		1.202
WellPoint Inc	WLP US	1/25/2012	11:00	Q4 2011		1.119
Motorola Solutions Inc	MSI US	1/25/2012	12:00	Q4 2011		0.813
Dover Corp	DOV US	1/25/2012	12:00	Q4 2011		1.063
Boeing Co/The	BA US	1/25/2012	12:30	Q4 2011		1.002
St Jude Medical Inc	STJ US	1/25/2012	12:30	Q4 2011		0.84
Molex Inc	MOLX US	1/25/2012	12:30	Q2 2012		0.408
Southern Co/The	SO US	1/25/2012	12:30	Q4 2011		0.298
WW Grainger Inc	GWV US	1/25/2012	13:00	Q4 2011		2.12
ConocoPhillips	COP US	1/25/2012	13:00	Q4 2011		1.887
Citrix Systems Inc	CTXS US	1/25/2012	21:05	Q4 2011		0.757
Netflix Inc	NFLX US	1/25/2012	21:05	Q4 2011		0.543
Varian Medical Systems Inc	VAR US	1/25/2012	22:00	Q1 2012		0.748
Teradyne Inc	TER US	1/25/2012	23:00	Q4 2011		0.116
Jacobs Engineering Group Inc	JEC US	1/25/2012	Aft-mkt	Q1 2012		0.694
Noble Corp	NE US	1/25/2012	Aft-mkt	Q4 2011		0.536
Owens-Illinois Inc	OI US	1/25/2012	Aft-mkt	Q4 2011		0.467
E*Trade Financial Corp	ETFC US	1/25/2012	Aft-mkt	Q4 2011		0.196
SanDisk Corp	SNDK US	1/25/2012	Aft-mkt	Q4 2011		1.257
Stanley Black & Decker Inc	SWK US	1/25/2012	Aft-mkt	Q4 2011		1.289
Symantec Corp	SYMC US	1/25/2012	Aft-mkt	Q3 2012		0.408
LSI Corp	LSI US	1/25/2012	Aft-mkt	Q4 2011		0.105
Textron Inc	TXT US	1/25/2012		Q4 2011		0.339
Murphy Oil Corp	MUR US	1/25/2012		Q4 2011		1.409
Occidental Petroleum Corp	OXY US	1/25/2012		Q4 2011		1.972
Allegheny Technologies Inc	ATI US	1/25/2012		Q4 2011		0.572
Xerox Corp	XRX US	1/25/2012		Q4 2011		0.326
Hess Corp	HES US	1/25/2012		Q4 2011		1.352
Gilead Sciences Inc	GILD US	1/25/2012		Q4 2011		1.046
Exelon Corp	EXC US	1/25/2012		Q4 2011		0.887
Ball Corp	BLL US	1/26/2012	Bef-mkt	Q4 2011		0.53
Colgate-Palmolive Co	CL US	1/26/2012	Bef-mkt	Q4 2011		1.298
AmerisourceBergen Corp	ABC US	1/26/2012	Bef-mkt	Q1 2012		0.625
Time Warner Cable Inc	TWC US	1/26/2012	Bef-mkt	Q4 2011		1.205
Mead Johnson Nutrition Co	MJN US	1/26/2012	Bef-mkt	Q4 2011		0.508

## Ежедневный обзор

Airgas Inc	ARG US	1/26/2012	Bef-mkt	Q3 2012		0.969
Covidien PLC	COV US	1/26/2012	Bef-mkt	Q1 2012		1.037
EQT Corp	EQT US	1/26/2012	Bef-mkt	Q4 2011		0.543
Eaton Corp	ETN US	1/26/2012	Bef-mkt	Q4 2011		1.116
Raytheon Co	RTN US	1/26/2012	12:00	Q4 2011		1.344
Zimmer Holdings Inc	ZMH US	1/26/2012	12:00	Q4 2011		1.341
Consol Energy Inc	CNX US	1/26/2012	12:00	Q4 2011		0.617
Caterpillar Inc	CAT US	1/26/2012	12:30	Q4 2011		1.727
Invesco Ltd	IVZ US	1/26/2012	12:30	Q4 2011		0.404
AT&T Inc	T US	1/26/2012	13:00	Q4 2011		0.43
Sherwin-Williams Co/The	SHW US	1/26/2012	13:00	Q4 2011		0.831
VeriSign Inc	VRSN US	1/26/2012	21:05	Q4 2011		0.414
KLA-Tencor Corp	KLAC US	1/26/2012	21:15	Q2 2012		0.655
Eastman Chemical Co	EMN US	1/26/2012	22:00	Q4 2011		0.794
Federated Investors Inc	FII US	1/26/2012	Aft-mkt	Q4 2011		0.384
Amgen Inc	AMGN US	1/26/2012	Aft-mkt	Q4 2011		1.22
Starbucks Corp	SBUX US	1/26/2012	Aft-mkt	Q1 2012		0.482
Chubb Corp/The	CB US	1/26/2012	Aft-mkt	Q4 2011		1.585
Juniper Networks Inc	JNPR US	1/26/2012	Aft-mkt	Q4 2011		0.281
Celgene Corp	CELG US	1/26/2012		Q4 2011		1.054
Robert Half International Inc	RHI US	1/26/2012		Q4 2011		0.312
DeVry Inc	DV US	1/26/2012		Q2 2012		1.005
McCormick & Co Inc/MD	MKC US	1/26/2012		Q4 2011		0.977
Bristol-Myers Squibb Co	BMJ US	1/26/2012		Q4 2011		0.551
Motorola Mobility Holdings Inc	MMI US	1/26/2012		Q4 2011		0.224
Precision Castparts Corp	PCP US	1/26/2012		Q3 2012		2.211
AutoNation Inc	AN US	1/26/2012		Q4 2011		0.481
Baxter International Inc	BAX US	1/26/2012		Q4 2011		1.168
Lockheed Martin Corp	LMT US	1/26/2012		Q4 2011		1.944
Nucor Corp	NUE US	1/26/2012		Q4 2011		0.276
General Dynamics Corp	GD US	1/26/2012		Q4 2011		1.993
3M Co	MMM US	1/26/2012		Q4 2011		1.305
NextEra Energy Inc	NEE US	1/27/2012	Bef-mkt	Q4 2011		0.913
Newell Rubbermaid Inc	NWL US	1/27/2012	Bef-mkt	Q4 2011		0.38
DR Horton Inc	DHI US	1/27/2012	Bef-mkt	Q1 2012		0.038
Honeywell International Inc	HON US	1/27/2012	Bef-mkt	Q4 2011		1.044
Altria Group Inc	MO US	1/27/2012	12:00	Q4 2011		0.488
Procter & Gamble Co/The	PG US	1/27/2012		Q2 2012		1.09
Legg Mason Inc	LM US	1/27/2012		Q3 2012		0.307
Microchip Technology Inc	MCHP US	1/27/2012		Q3 2012		0.418

## Ежедневный обзор

Ford Motor Co	F US	1/27/2012		Q4 2011		0.266
American Electric Power Co Inc	AEP US	1/27/2012		Q4 2011		0.403
T Rowe Price Group Inc	TROW US	1/27/2012		Q4 2011		0.693
Chevron Corp	CVX US	1/27/2012		Q4 2011		2.901
Dominion Resources Inc/VA	D US	1/27/2012		Q4 2011		0.651
Gannett Co Inc	GCI US	1/30/2012	Bef-mkt	Q4 2011		0.69
McKesson Corp	MCK US	1/30/2012	21:00	Q3 2012		1.372
Plum Creek Timber Co Inc	PCL US	1/30/2012	Aft-mkt	Q4 2011		0.39
Eli Lilly & Co	LLY US	1/31/2012	Bef-mkt	Q4 2011		0.803
L-3 Communications Holdings Inc	LLL US	1/31/2012	Bef-mkt	Q4 2011		2.405
McGraw-Hill Cos Inc/The	MHP US	1/31/2012	Bef-mkt	Q4 2011		0.564
Biogen Idec Inc	BIIB US	1/31/2012	Bef-mkt	Q4 2011		1.498
Archer-Daniels-Midland Co	ADM US	1/31/2012	Bef-mkt	Q2 2012		0.771
Tyco International Ltd	TYC US	1/31/2012	Bef-mkt	Q1 2012		0.781
United Parcel Service Inc	UPS US	1/31/2012	Bef-mkt	Q4 2011		1.252
Entergy Corp	ETR US	1/31/2012	Bef-mkt	Q4 2011		0.889
Danaher Corp	DHR US	1/31/2012	11:00	Q4 2011		0.783
Mattel Inc	MAT US	1/31/2012	11:00	Q4 2011		0.996
Harris Corp	HRS US	1/31/2012	12:00	Q2 2012		1.195
Illinois Tool Works Inc	ITW US	1/31/2012	13:00	Q4 2011		0.882
Avery Dennison Corp	AVY US	1/31/2012	13:30	Q4 2011		0.467
CH Robinson Worldwide Inc	CHRW US	1/31/2012	21:15	Q4 2011		0.677
ACE Ltd	ACE US	1/31/2012	Aft-mkt	Q4 2011		1.807
Broadcom Corp	BRCM US	1/31/2012	Aft-mkt	Q4 2011		0.646
Boston Properties Inc	BXP US	1/31/2012	Aft-mkt	Q4 2011		1.192
United States Steel Corp	X US	1/31/2012		Q4 2011		-0.866
PACCAR Inc	PCAR US	1/31/2012		Q4 2011		0.794
Exxon Mobil Corp	XOM US	1/31/2012		Q4 2011		2.011
Pfizer Inc	PFE US	1/31/2012		Q4 2011		0.466
Helmerich & Payne Inc	HP US	1/31/2012		Q1 2012		1.159
Amazon.com Inc	AMZN US	1/31/2012		Q4 2011		0.155
Aflac Inc	AFL US	1/31/2012		Q4 2011		1.519
Valero Energy Corp	VLO US	1/31/2012		Q4 2011		0.115
Lexmark International Inc	LXK US	1/31/2012		Q4 2011		1.163
CR Bard Inc	BCR US	1/31/2012		Q4 2011		1.683
Novellus Systems Inc	NVLS US	1/31/2012		Q4 2011		0.454
NiSource Inc	NI US	2/1/2012	Bef-mkt	Q4 2011		0.368
Thermo Fisher Scientific Inc	TMO US	2/1/2012	Bef-mkt	Q4 2011		1.155
Aetna Inc	AET US	2/1/2012	11:00	Q4 2011		0.962
NASDAQ OMX Group Inc/The	NDAQ US	2/1/2012	12:00	Q4 2011		0.617

## Ежедневный обзор

Franklin Resources Inc	BEN US	2/1/2012	13:30	Q1 2012		2.084
Chipotle Mexican Grill Inc	CMG US	2/1/2012	21:00	Q4 2011		1.819
QUALCOMM Inc	QCOM US	2/1/2012	21:00	Q1 2012		0.899
Allstate Corp/The	ALL US	2/1/2012	21:05	Q4 2011		0.925
Assurant Inc	AIZ US	2/1/2012	Aft-mkt	Q4 2011		1.372
Equity Residential	EQR US	2/1/2012	Aft-mkt	Q4 2011		0.646
Tesoro Corp	TSO US	2/1/2012	Aft-mkt	Q4 2011		-0.136
AvalonBay Communities Inc	AVB US	2/1/2012	Aft-mkt	Q4 2011		1.222
Ameriprise Financial Inc	AMP US	2/1/2012	Aft-mkt	Q4 2011		1.367
Wisconsin Energy Corp	WEC US	2/1/2012		Q4 2011		0.474
Marathon Petroleum Corp	MPC US	2/1/2012		Q4 2011		0.352
Hershey Co/The	HSY US	2/1/2012		Q4 2011		0.699
Electronic Arts Inc	EA US	2/1/2012		Q3 2012		0.938
BMC Software Inc	BMC US	2/1/2012		Q3 2012		0.824
Marathon Oil Corp	MRO US	2/1/2012		Q4 2011		0.831
Northrop Grumman Corp	NOC US	2/1/2012		Q4 2011		1.668
Boston Scientific Corp	BSX US	2/1/2012		Q4 2011		0.085
Perrigo Co	PRGO US	2/1/2012		Q2 2012		1.16
National Oilwell Varco Inc	NOV US	2/2/2012	Bef-mkt	Q4 2011		1.292
CME Group Inc	CME US	2/2/2012	Bef-mkt	Q4 2011		3.708
Ryder System Inc	R US	2/2/2012	Bef-mkt	Q4 2011		0.967
PulteGroup Inc	PHM US	2/2/2012	Bef-mkt	Q4 2011		0.066
Cardinal Health Inc	CAH US	2/2/2012	Bef-mkt	Q2 2012		0.761
International Paper Co	IP US	2/2/2012	Bef-mkt	Q4 2011		0.612
Goodrich Corp	GR US	2/2/2012	Bef-mkt	Q4 2011		1.575
Roper Industries Inc	ROP US	2/2/2012	Bef-mkt	Q4 2011		1.214
TECO Energy Inc	TE US	2/2/2012	Bef-mkt	Q4 2011		0.28
Xcel Energy Inc	XEL US	2/2/2012	Bef-mkt	Q4 2011		0.298
Cameron International Corp	CAM US	2/2/2012	Bef-mkt	Q4 2011		0.763
Starwood Hotels & Resorts Worldwide Inc	HOT US	2/2/2012	Bef-mkt	Q4 2011		0.565
Dow Chemical Co/The	DOW US	2/2/2012	11:30	Q4 2011		0.313
Cigna Corp	CI US	2/2/2012	11:30	Q4 2011		1.188
Viacom Inc	VIAB US	2/2/2012	13:00	Q1 2012		1.063
Kellogg Co	K US	2/2/2012	13:00	Q4 2011		0.629
Fiserv Inc	FISV US	2/2/2012	Aft-mkt	Q4 2011		1.249
Principal Financial Group Inc	PFG US	2/2/2012	Aft-mkt	Q4 2011		0.746
Genworth Financial Inc	GNW US	2/2/2012	Aft-mkt	Q4 2011		0.18
CareFusion Corp	CFN US	2/2/2012	Aft-mkt	Q2 2012		0.444
Sara Lee Corp	SLE US	2/2/2012		Q2 2012		0.254
Yum! Brands Inc	YUM US	2/2/2012		Q4 2011		0.739

## Ежедневный обзор

Edwards Lifesciences Corp	EW US	2/2/2012		Q4 2011		0.593
Diamond Offshore Drilling Inc	DO US	2/2/2012		Q4 2011		0.993
Cummins Inc	CMI US	2/2/2012		Q4 2011		2.219
Allergan Inc/United States	AGN US	2/2/2012		Q4 2011		0.995
Stericycle Inc	SRCL US	2/2/2012		Q4 2011		0.735
Dun & Bradstreet Corp/The	DNB US	2/2/2012		Q4 2011		2.117
Whirlpool Corp	WHR US	2/2/2012		Q4 2011		1.778
Merck & Co Inc	MRK US	2/2/2012		Q4 2011		0.949
Mastercard Inc	MA US	2/2/2012		Q4 2011		3.938
News Corp	NWSA US	2/2/2012		Q2 2012		0.34
Vulcan Materials Co	VMC US	2/2/2012		Q4 2011		-0.376
Weyerhaeuser Co	WY US	2/3/2012	Bef-mkt	Q4 2011		0.066
Simon Property Group Inc	SPG US	2/3/2012	Bef-mkt	Q4 2011		1.905
Estee Lauder Cos Inc/The	EL US	2/3/2012		Q2 2012		2.022
Tyson Foods Inc	TSN US	2/3/2012		Q1 2012		0.349
Snap-on Inc	SNA US	2/3/2012		Q4 2011		1.175
Harman International Industries Inc	HAR US	2/3/2012		Q2 2012		0.773
Reynolds American Inc	RAI US	2/3/2012		Q4 2011		0.689
PerkinElmer Inc	PKI US	2/3/2012		Q4 2011		0.511
Sunoco Inc	SUN US	2/3/2012		Q4 2011		-0.062
Beam Inc	BEAM US	2/3/2012		Q4 2011		0.666
PPL Corp	PPL US	2/3/2012		Q4 2011		0.596
Spectra Energy Corp	SE US	2/3/2012		Q4 2011		0.484
Aon Corp	AON US	2/3/2012		Q4 2011		0.961
Constellation Energy Group Inc	CEG US	2/3/2012		Q4 2011		0.686
CBRE Group Inc	CBG US	2/3/2012		Q4 2011		0.438
Moody's Corp	MCO US	2/3/2012		Q4 2011		0.482
Clorox Co/The	CLX US	2/3/2012		Q2 2012		0.691
JDS Uniphase Corp	JDSU US	2/3/2012		Q2 2012		0.099

**Заявление об ограничении ответственности:** Настоящие обзоры подготовлены в информационных целях. Они ни в коем случае не являются и не должны рассматриваться как предложение купить или продать соответствующие ценные бумаги. Информация, содержащаяся в данных обзорах, получена из вызывающих доверия открытых источников. Несмотря на то, что при подготовке обзоров были предприняты необходимые меры для получения достоверной информации, ИК РУСС-ИНВЕСТ не исключает возможность включения в обзор ошибочной информации, предоставленной соответствующими источниками, и не несет за это ответственности. ИК РУСС-ИНВЕСТ, его работники и клиенты могут быть заинтересованы в покупке или продаже ценных бумаг, упомянутых в обзорах.

[www.russ-invest.com](http://www.russ-invest.com)

**Москва**

Тел: +7(495) 363-93-80  
Факс: +7(495) 363-93-90  
E-mail: [mail@russ-invest.com](mailto:mail@russ-invest.com)  
Адрес: Москва, 119019, 5-3/12  
Нащокинский переулок

**Санкт-Петербург**

Тел: +7(812) 337-55-37  
Факс: +7(812) 337-55-37  
E-mail: [spb@russ-invest.com](mailto:spb@russ-invest.com)  
Адрес: 190002, СПб, Набережная р.  
Фонтанки, 52

**Самара**

Телефон: +7 (846) 262-75-52  
Факс: +7 (846) 262-75-52  
E-mail: [sam@russ-invest.com](mailto:sam@russ-invest.com)  
Адрес: 443067, Самара, ул. Гагарина,  
дом 95

© 2007 | ОАО «ИК РУСС-ИНВЕСТ»

Лицензия ФСФР №077-08757-000100 и №077-08755-001000

Лицензия ФСФР №177-06310-100000 и №177-06312-010000

Лицензия ФСФР №906