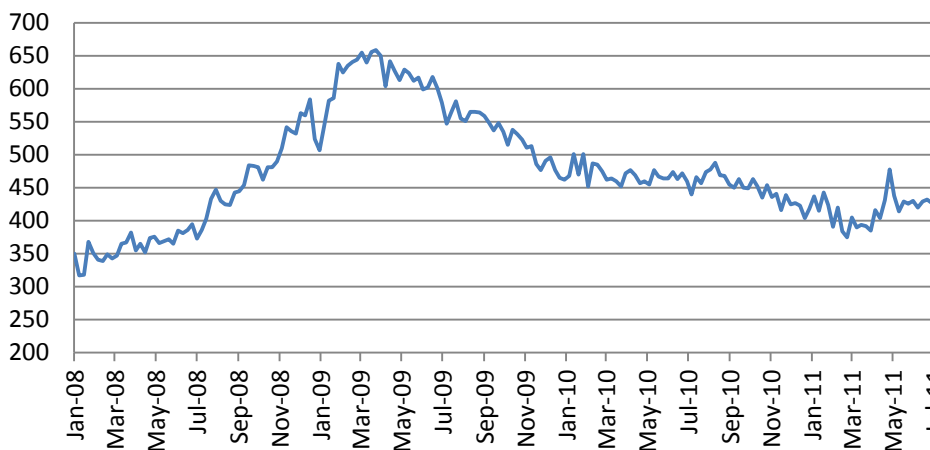


## Ежедневный обзор мирового рынка акций

22 июля 2011 г.

На рынках акций США в четверг наблюдался уверенный рост котировок. Индекс S&P повысился на 1.35%, индекс акций малой капитализации Russell 2000 – на 1.07%. В лидерах были акции финансового сектора (+2.36%) и нефтегазового сектора (+2.0%). Информационные утечки о достижении согласия странами-участниками саммита Еврогруппы по Греции способствовали уверенному росту аппетита к риску среди инвесторов. Параметры нового плана – 160 млрд. евро поддержки, из которых 37 млрд. евро предоставят частные финансовые институты. Экстренному фонду EFSF будет разрешено приобретать облигации на вторичном рынке и участвовать в рекапитализации банков. Впрочем, детали плана пока неизвестны. Тем не менее, доходности по проблемным странам Еврозоны резко снизились во второй половине дня. Агентство S&P ближе к концу торгов сообщило о 50% вероятности понижения рейтинга США в ближайшие 3 месяца. Статистика носила нейтральный характер – первичные заявки на пособие по безработице за неделю выросли на 10000 до 418 тыс. (прогноз – 410 тыс.)

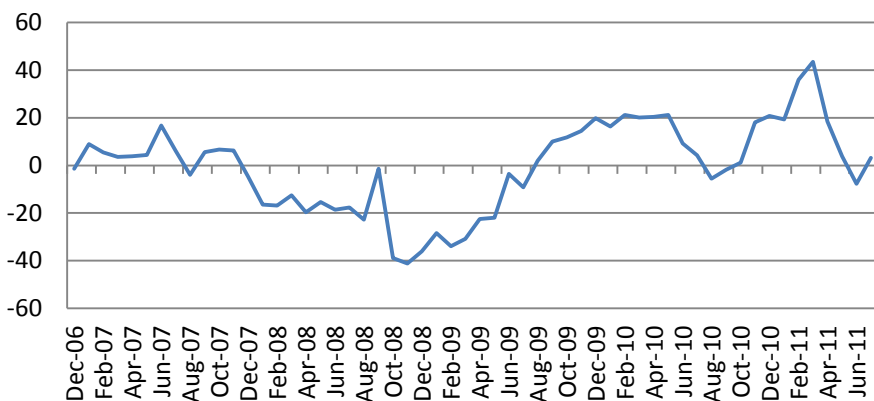


Индекс производственной активности ФРБ Филадельфии вырос до 3.2 п. против прогноза 2.0 п. Индекс опережающих индикаторов ФРБ Нью-Йорка в июне повысился на 0.3% против прогноза 0.2%. Индекс цен на недвижимость от FHFA в мае вырос на 0.4% против прогноза 0.1%. В целом опубликованные данные указывают на некоторый рост экономической активности США летом.

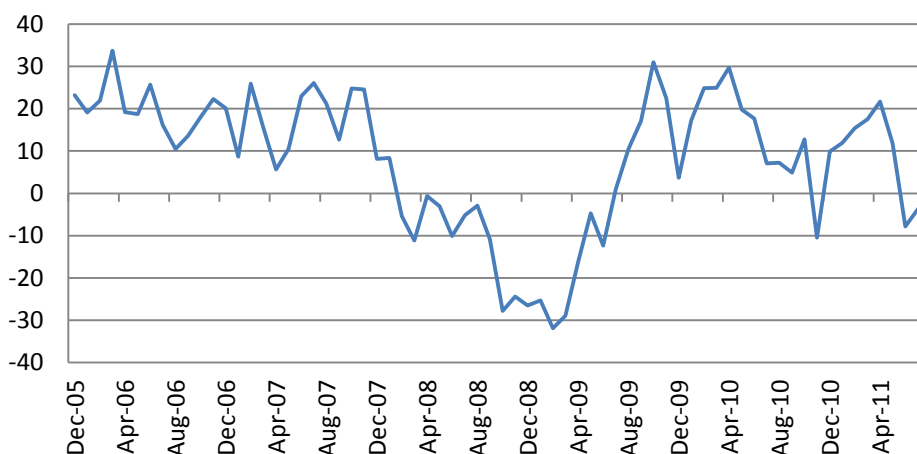
Основные индикаторы рынка		
CDS HY 5Y	463.22	-3.32%
ITX Crossover Euro	364.68	-4.03%
CDS Japan 5Y	90.12	-1.19%
CDS EM 5Y	112.97	+0.31%
CDS Russia 5Y	143.53	-3.89%
US Tsys 10Y	3.17%	+0.08%
US Tsys 5Y	1.72%	+0.05%
Brazil 10Y	3.60%	-0.45%
Germany 10Y	2.62%	-0.01%
EUR/USD	1.4401	+0.19%
USD/JPY	78.61	-0.14%
EUR/GBP	0.8832	-0.13%
Oil Brent	117.91	+0.34%
Gold	1588.8	+0.11%
Copper	9680	-0.77%
Nickel	23910	-0.39%
S&P 500	1345.75	+0.24%
Russell 2000	841.26	+1.07%
Bovespa	60262.95	+1.93%
Topix	869	+0.93%
Shanghai Comp	2,776.86	+0.40%
S&P/ASX 300	4,606.30	+1.10%
Sensex 30	18,689.87	+1.38%
Bovespa	60,262.95	+1.93%
DJ Euro Stoxx 50 Fu	2765	+2.22%
CAC Futures	3818.5	+1.69%
DAX Futures	7311.5	+1.04%
CBOE Put/Call	0.57	-8.06%
CBOE Buy/Write M	840.75	+0.50%
VIX	17.56	-8.01%
VSTOXX	23.8296	-13.83%

\* На 10:00 мск, по данным Bloomberg

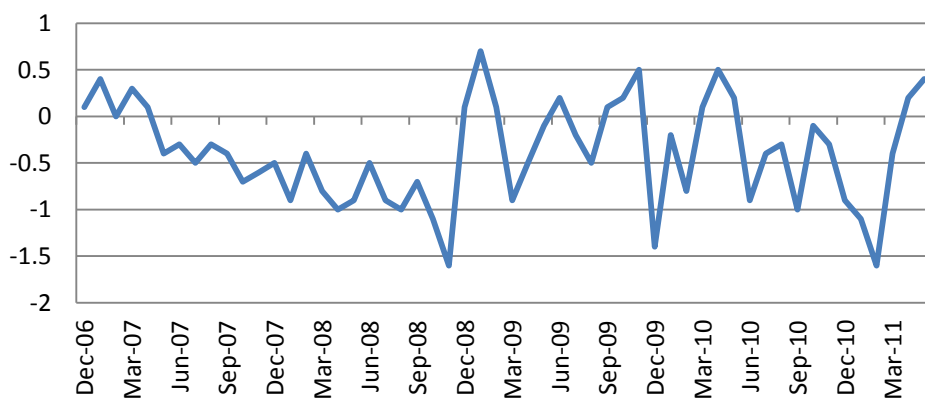
**Индекс производственной активности ФРБ Филадельфии**



**Индекс опережающих индикаторов ФРБ Нью-Йорка**



**Индекс цен на недвижимость от FHFA, %, м/м**



Евро закрепился вблизи уровня 1.44 по отношению к доллару США.

## Ежедневный обзор

Отчетность большинства компаний оказалась лучше прогноза. Из 109 компаний индекса S&P 500, представивших отчетность на сегодняшний день, 92 порадовали инвесторов с точки зрения прибыли на акцию и 15 – разочаровали. В Европе пока счет 33-18 в пользу оптимистов.

На латиноамериканских рынках наблюдался рост котировок – бразильский индекс Bovespa прибавил 1.91%. Бразильский ЦБ принял решение повысить ставку до 12.5% на 25 б.п.

На азиатских рынках в пятницу преобладал оптимизм. Гонконгский HangSeng по итогам дня прибавил 1.68%, японский Nikkei – прибавил 1.22%. Австралийский S&P/ASX 200 прибавил 1.03%. Индексы шанхайской биржи в среднем прибавили в пределах 0.55%. Корейский KOSPI повысился на 1.22%.

В Европе в начале дня наблюдается рост котировок. Фьючерс на индекс Dow Jones Stoxx 50 прибавил 1.05%, на DAX – на 0.76%. Фьючерс на индекс S&P 500 к закрытию прибавил 0.19%.

Наиболее активные акции в США*		
GENWORTH FINANC	8.21	-13.58%
SAFEWAY INC	21.47	-11.17%
INGERSOLL-RAND	41.03	-7.80%
SALESFORCE.COM	147.09	-7.68%
WESTERN DIGITAL	35.13	-6.89%
YAHOO! INC	13.59	-6.85%
AMERISOURCEBERG	39.26	-6.19%
WALGREEN CO	39.64	-5.95%
INTUITIVE SURGIC	413.735	+10.36%
CINTAS CORP	34.18	+10.76%
TEXTRON INC	24.68	+11.57%
MORGAN STANLEY	24.2	+15.35%
ROBERT HALF INTL	29.77	+15.84%
MEDCO HEALTH SOI	63.83	+17.05%
E*TRADE FINANCIA	15.43	+19.15%

	Подписис	
	S&P 500	Ивм
CONSDISCRET	323.20	+1.56%
CONSTAPLES	327.23	+1.37%
ENERGY	587.34	+5.30%
FINANCIALS	207.00	+3.28%
HEALTHCARE	412.19	+0.76%
INDUSTRIALS	321.50	+1.92%
INFOTECH	426.95	+4.05%
MATERIALS	250.82	+2.32%
TELECOMSERV	131.52	+0.01%
UTILITIES	172.78	+2.14%

**Сегодня в Европе в 12:00 мск будут опубликованы индексы IFO в экономике Германии за июль.**

**ФРС выкупит казначейских облигаций на \$1 млрд.**

## Ежедневный обзор

Календарь макроэкономической статистики*						
07/18/2011 13:30	EC	Adjusted Merchns Trade Bal.	JUN	-	--	-
07/18/2011 13:30	EC	Continuing Claims	9-Jul	3705K	--	3727K
07/18/2011 14:00	US	API Cushing Crude OK Inventory	15-Jul	--	--	563K
07/18/2011 14:00	US	API U.S. Crude Oil Inventories	15-Jul	--	--	2341K
07/18/2011 14:00	US	API U.S. Distillate Inventory	15-Jul	--	--	4754K
07/18/2011 14:00	US	API U.S. Gasoline Inventories	15-Jul	--	--	-1577K
07/18/2011 14:30	US	DOE Crude Oil Implied Demand	15-Jul	--	--	15024
07/18/2011 14:30	US	DOE Cushing OK Crude Inventory	15-Jul	--	--	615K
07/18/2011 15:00	US	DOE Distillate Implied Demand	15-Jul	--	--	4178.1
07/18/2011 15:30	US	DOE Gasoline Implied Demand	15-Jul	--	--	9276
07/18/2011 15:30	US	DOE U.S. Crude Oil Inventories	15-Jul	--	--	-3124K
07/18/2011 15:30	US	DOE U.S. Distillate Inventory	15-Jul	--	--	2967K
07/18/2011 16:00	US	DOE U.S. Gasoline Inventories	15-Jul	--	--	-840K
07/18/2011 16:00	US	DOE U.S. Refinery Utilization	15-Jul	--	--	-0.40%
07/18/2011 16:00	US	EIA Natural Gas Storage Change	15-Jul	--	--	84
07/18/2011 16:00	US	MBA Mortgage Applications	15-Jul	--	--	-5.10%
07/18/2011 16:00	US	Continuing Claims	16-Jul	--	--	--
07/18/2011 16:15	US	Initial Jobless Claims	16-Jul	410K	--	405K
07/18/2011 16:30	US	Bloomberg Consumer Comfort	17-Jul	--	--	-43.9
07/18/2011 16:45	US	API Cushing Crude OK Inventory	22-Jul	--	--	563K
07/18/2011 17:00	US	API U.S. Crude Oil Inventories	22-Jul	--	--	--
07/18/2011 18:00	US	API U.S. Distillate Inventory	22-Jul	--	--	--
07/18/2011 18:00	US	API U.S. Gasoline Inventories	22-Jul	--	--	--
07/18/2011 18:30	US	Baker Hughes U.S. Rig Count	22-Jul	--	--	1905
07/18/2011 18:30	US	DOE Crude Oil Implied Demand	22-Jul	--	--	--
07/18/2011 22:00	US	DOE Cushing OK Crude Inventory	22-Jul	--	--	--
07/19/2011 05:30	JN	DOE Distillate Implied Demand	22-Jul	--	--	--
07/19/2011 05:30	JN	DOE Gasoline Implied Demand	22-Jul	--	--	--
07/19/2011 09:00	EC	DOE U.S. Crude Oil Inventories	22-Jul	--	--	--
07/19/2011 09:00	EC	DOE U.S. Distillate Inventory	22-Jul	--	--	--
07/19/2011 09:00	GE	DOE U.S. Gasoline Inventories	22-Jul	--	--	--
07/19/2011 09:00	EC	DOE U.S. Refinery Utilization	22-Jul	--	--	--
07/19/2011 09:00	GE	EIA Natural Gas Storage Change	22-Jul	--	--	84
07/19/2011 09:15	EC	Initial Jobless Claims	22-Jul	--	--	--
07/19/2011 11:00	EC	MBA Mortgage Applications	22-Jul	--	--	--
07/19/2011 11:00	US	Bloomberg Consumer Comfort	24-Jul	--	--	--
07/19/2011 12:00	US	Baker Hughes U.S. Rig Count	29-Jul	--	--	--
07/19/2011 12:30	US	Employment Cost Index	2Q	0.50%	--	0.60%
07/19/2011 12:30	US	Core PCE QoQ	2Q A	--	--	1.60%

Наиболее активные акции в Европе*		
MARINE HARVEST	3.308	-7.39%
EDENRED	20.12	-6.85%
KONECRANES OYJ	22.92	-6.45%
AIXTRON SE	18.985	-5.34%
STORA ENSO OYJ-R	6.09	-5.07%
INFINEON TECH	7.124	-4.34%
HALFORDS GRP PLC	341.5	-4.07%
SCANIA AB-B	127.3	-3.92%
BANCA POP MILAN	1.672	+13.90%
BANCA MONTE DEI	0.544	+14.50%
UBI BANCA SCPA	3.84	+14.90%
BANCO ESPIRITO-R	2.581	+16.26%
UNICREDIT SPA	1.381	+16.44%
COMMERZBANK	2.75	+16.48%
INTESA SANPAOLO	1.803	+16.77%

Eurostoxx 600		
SX3P	365.5	+0.37%
SX4P	595.54	+0.95%
SX6P	297.82	+1.29%
SX7P	181.91	+4.09%
SX86P	123.36	+0.46%
SX8P	206.39	-0.80%
SXAP	374.26	-0.87%
SXDP	416.45	-0.14%
SXEP	332.1	+0.62%
SXFP	260.45	+0.88%
SXIP	158.11	+2.98%
SXKP	256.42	+1.26%
SXMP	170.4	+0.99%
SXNP	321.45	+0.12%
SXOP	265.77	+1.56%
SXPP	564.58	-0.39%
SXQP	427.08	+0.99%
SXRP	250.54	+0.56%
SXTP	120.44	+0.47%
SXXP	270.48	+1.03%

## Ежедневный обзор

07/19/2011 12:30	US	GDP (QoQ)	2Q A	--	--	0.50%
07/19/2011 12:30	US	GDP (YoY)	2Q A	--	--	1.60%
07/19/2011 12:30	US	GDP Price Index	2Q A	2.00%	--	2.00%
07/19/2011 12:30	US	GDP QoQ (Annualized)	2Q A	1.70%	--	1.90%
07/19/2011 12:30	US	Personal Consumption	2Q A	1.00%	--	2.20%
07/19/2011 12:30	US	GfK Consumer Confidence Survey	AUG	--	--	5.7
07/19/2011 12:30	US	Bloomberg Economic Expectations	JUL	--	--	-31
07/19/2011 12:45	US	Business Climate Indicator	JUL	--	--	0.92
07/19/2011 13:00	US	CBI Business Optimism	JUL	--	--	9
07/19/2011 13:00	US	CBI Reported Sales	JUL	--	--	-2
07/19/2011 13:00	US	CBI Trends Selling Prices	JUL	--	--	27
07/19/2011 13:00	US	CBI Trends Total Orders	JUL	--	--	1
07/19/2011 13:00	US	Chicago Purchasing Manager	JUL	61.1	--	61.1
07/19/2011 13:00	US	Consumer Confidence	JUL	59	--	58.5
07/19/2011 13:30	US	CPI - Baden Wuerttemberg (MoM)	JUL	--	--	0.20%
07/19/2011 13:30	US	CPI - Baden Wuerttemberg (YoY)	JUL	--	--	2.30%
07/19/2011 13:30	US	CPI - Bavaria (MoM)	JUL	--	--	0.10%
07/19/2011 14:00	US	CPI - Bavaria (YoY)	JUL	--	--	2.10%
07/19/2011 14:00	US	CPI - Brandenburg (MoM)	JUL	--	--	0.10%
07/19/2011 14:30	US	CPI - Brandenburg (YoY)	JUL	--	--	1.90%
07/19/2011 14:30	US	CPI - Hesse (MoM)	JUL	--	--	0.10%
07/19/2011 14:45	US	CPI - Hesse (YoY)	JUL	--	--	2.10%
07/19/2011 15:00	US	CPI - North Rhine-West. (MoM)	JUL	--	--	0.20%
07/19/2011 15:00	US	CPI - North Rhine-West. (YoY)	JUL	--	--	2.50%
07/19/2011 15:30	US	CPI - Saxony (MoM)	JUL	--	--	0.10%
07/19/2011 16:30	US	CPI - Saxony (YoY)	JUL	--	--	2.30%
07/19/2011 17:00	US	Dallas Fed Manf. Activity	JUL	--	--	-17.5
07/19/2011 17:00	US	Euro-Zone CPI Estimate (YoY)	JUL	--	--	2.70%
07/19/2011 18:00	US	Euro-Zone Economic Confidence	JUL	--	--	105.1
07/19/2011 18:00	US	Euro-Zone Indust. Confidence	JUL	--	--	3.2
07/19/2011 19:00	US	Euro-zone Services Confidence	JUL	--	--	9.9
07/19/2011 19:00	US	GfK Consumer Confidence Survey	JUL	--	--	-25
07/19/2011 19:30	US	HSBC Flash China Manufacturing	JUL	--	--	50.1
07/19/2011 20:00	US	IFO - Business Climate	JUL	113.6	--	114.5
07/19/2011 20:30	US	IFO - Current Assessment	JUL	122.2	--	123.3
07/19/2011 20:30	US	IFO - Expectations	JUL	105	--	106.3
07/19/2011 20:30	US	Lloyds Business Barometer	JUL	--	--	36
07/19/2011 20:30	US	Markit/JMMA Manufacturing PMI	JUL	--	--	50.7
07/19/2011 21:00	US	NAHB Housing Market Index	JUL	14	--	13
07/19/2011 21:30	US	NAPM-Milwaukee	JUL	--	--	59.3
07/19/2011 23:00	US	Nat'wide House prices nsa(YoY)	JUL	--	--	-1.10%
07/19/2011 23:30	US	Nat'wide House prices sa (MoM)	JUL	--	--	0.00%
07/20/2011 02:00	CH	Philadelphia Fed.	JUL	2	--	-7.7

## Ежедневный обзор

07/20/2011 05:00	JN	Richmond Fed Manufact. Index	JUL	--	--	3
07/20/2011 05:00	JN	Small Business Confidence	JUL	--	--	43.1
07/20/2011 06:00	GE	Tokyo CPI Ex Food, Energy YoY	JUL	--	--	0.10%
07/20/2011 06:00	GE	Tokyo CPI Ex-Fresh Food YoY	JUL	--	--	0.10%
07/20/2011 07:00	JN	Tokyo CPI YoY	JUL	--	--	-0.20%
07/20/2011 08:30	UK	Unemployment Change (000's)	JUL	--	--	-8K
07/20/2011 11:00	US	Unemployment Rate (s.a)	JUL	--	--	7.00%
07/20/2011 11:00	US	Zew Survey (Current Situation)	JUL	85	--	87.6
07/20/2011 12:00	US	ZEW Survey (Econ. Sentiment)	JUL	--	--	-5.9
07/20/2011 12:00	US	ZEW Survey (Econ. Sentiment)	JUL	-12.5	--	-9
07/20/2011 12:00	US	Euro-Zone Consumer Confidence	JUL A	-10	--	-9.8
07/20/2011 12:30	US	PMI Composite	JUL A	52.6	--	53.3
07/20/2011 13:00	US	PMI Manufacturing	JUL A	54.1	--	54.6
07/20/2011 13:00	US	PMI Manufacturing	JUL A	51.5	--	52
07/20/2011 13:30	US	PMI Services	JUL A	56.1	--	56.7
07/20/2011 13:45	US	PMI Services	JUL A	53.2	--	53.7
07/20/2011 14:00	US	Euro-Zone Consumer Confidence	JUL F	--	--	--
07/20/2011 14:00	EC	U. of Michigan Confidence	JUL F	--	--	63.8
07/20/2011 14:00	US	Consumer Price Index (MoM)	JUL P	--	--	0.10%
07/20/2011 14:00	US	Consumer Price Index (YoY)	JUL P	--	--	2.30%
07/20/2011 14:30	US	CPI - EU Harmonised (MoM)	JUL P	--	--	0.00%
07/20/2011 14:30	US	CPI - EU Harmonised (YoY)	JUL P	--	--	2.40%
07/20/2011 14:30	US	Annualized Housing Starts	JUN	--	--	0.815M
07/20/2011 14:30	US	BBA Loans for House Purchase	JUN	--	--	30509
07/20/2011 14:30	US	Building Permits	JUN	597K	--	612K
07/20/2011 14:30	US	Building Permits MOM%	JUN	-2.00%	--	8.70%
07/20/2011 14:30	US	Cap Goods Orders Nondef Ex Air	JUN	--	--	1.60%
07/20/2011 14:30	US	Cap Goods Ship Nondef Ex Air	JUN	--	--	1.40%
07/20/2011 15:00	US	Chicago Fed Nat Activity Index	JUN	--	--	-0.37
07/20/2011 15:30	US	Construction Orders (YoY)	JUN	--	--	25.50%
07/20/2011 15:30	US	Convenience Store Sales YoY	JUN	--	--	5.70%
07/20/2011 16:00	US	Corp Service Price Index (YoY)	JUN	--	--	-0.90%
07/20/2011 16:00	US	Durable Goods Orders	JUN	0.30%	--	1.90%
07/20/2011 16:00	US	Durables Ex Transportation	JUN	0.40%	--	0.60%
07/20/2011 16:30	US	Euro-Zone M3 s.a. (YoY)	JUN	--	--	2.40%
07/20/2011 18:30	US	Euro-Zone M3 s.a. 3 mth ave.	JUN	--	--	2.20%
07/20/2011 20:00	US	Existing Home Sales	JUN	4.95M	--	4.81M
07/20/2011 20:00	US	Existing Home Sales MoM	JUN	2.90%	--	-3.80%
07/20/2011 21:00	US	Housing Starts	JUN	575K	--	560K
07/20/2011 22:00	US	Housing Starts (YoY)	JUN	--	--	6.40%
07/20/2011 22:15	US	Housing Starts MOM%	JUN	2.70%	--	--
07/20/2011 22:30	US	Import Price Index (MoM)	JUN	--	--	-0.60%
07/20/2011 23:01	UK	Import Price Index (YoY)	JUN	--	--	8.10%

## Ежедневный обзор

07/20/2011 23:30	US	Industrial Profits YTD YoY	JUN	--	--	27.90%
07/20/2011 23:50	JN	Jobless Rate	JUN	--	--	4.50%
07/20/2011 23:50	JN	Job-To-Applicant Ratio	JUN	--	--	0.61
07/20/2011 23:50	JN	Large Retailers' Sales	JUN	--	--	-2.40%
07/20/2011 23:50	JN	Leading Index	JUN	--	--	101.98
07/21/2011 02:30	CH	Leading Indicators	JUN	0.20%	--	0.80%
07/21/2011 04:30	JN	Loans & Discounts Corp YoY	JUN	--	--	-2.00%
07/21/2011 07:30	GE	M4 Ex OFCs 3M Annualised	JUN	--	--	--
07/21/2011 07:30	GE	M4 Money Supply (MoM)	JUN	--	--	0.10%
07/21/2011 08:00	EC	M4 Money Supply (YoY)	JUN	--	--	-0.20%
07/21/2011 08:00	EC	Merchnds Trade Balance Total	JUN	-	--	-
07/21/2011 08:00	EC	Merchnds Trade Exports YoY	JUN	-4.1	--	-10.3
07/21/2011 08:00	EC	Merchnds Trade Imports YoY	JUN	11	--	12.3
07/21/2011 08:00	EC	Mortgage Approvals	JUN	--	--	45.9K
07/21/2011 08:30	UK	Nationwide Consumer Confidence	JUN	49	--	55
07/21/2011 08:30	UK	Nationwide Dept. Sales (YoY)	JUN	--	--	--
07/21/2011 08:30	UK	Natl CPI Ex Food, Energy YoY	JUN	--	--	0.10%
07/21/2011 08:30	UK	Natl CPI Ex-Fresh Food YoY	JUN	--	--	0.60%
07/21/2011 08:30	UK	Natl CPI YoY	JUN	--	--	0.30%
07/21/2011 08:30	UK	Net Consumer Credit	JUN	--	--	0.2B
07/21/2011 08:30	UK	Net Lending Sec. on Dwellings	JUN	--	--	1.1B
07/21/2011 10:00	PO	New Home Sales	JUN	313K	--	319K
07/21/2011 11:00	US	New Home Sales MoM	JUN	-2.00%	--	-2.10%
07/21/2011 12:00	US	Overall Hhold Spending (YoY)	JUN	--	--	-1.90%
07/21/2011 12:30	US	Pending Home Sales MoM	JUN	-2.00%	--	8.20%
07/21/2011 12:30	US	Pending Home Sales YoY	JUN	--	--	15.50%
07/21/2011 12:30	US	Producer Prices (MoM)	JUN	0.00%	--	0.00%
07/21/2011 12:30	US	Producer Prices (YoY)	JUN	5.50%	--	6.10%
07/21/2011 13:00	US	PSNB ex Interventions	JUN	12.5B	--	17.4B
07/21/2011 13:00	US	Public Finances (PSNCR)	JUN	17.0B	--	11.1B
07/21/2011 13:15	US	Public Sector Net Borrowing	JUN	10.2B	--	15.2B
07/21/2011 13:45	US	Retail Sales (MoM)	JUN	--	--	-2.80%
07/21/2011 13:45	US	Retail Sales (YoY)	JUN	--	--	2.20%
07/21/2011 14:00	US	Retail Sales Ex Auto Fuel(MoM)	JUN	0.70%	--	-1.60%
07/21/2011 14:00	US	Retail Sales Ex Auto Fuel(YoY)	JUN	0.20%	--	0.00%
07/21/2011 14:00	US	Retail Sales w/Auto Fuel (MoM)	JUN	0.70%	--	-1.40%
07/21/2011 14:00	US	Retail Sales w/Auto Fuel (YoY)	JUN	0.40%	--	0.20%
07/21/2011 14:00	US	Retail Trade MoM SA	JUN	--	--	2.40%
07/21/2011 14:00	US	Retail Trade YoY	JUN	--	--	-1.30%
07/21/2011 14:30	US	Supermarket Sales (YoY)	JUN	--	--	-1.40%
07/21/2011 15:00	US	Tokyo Dept. Store Sales (YoY)	JUN	--	--	--
07/21/2011 15:00	US	Vehicle Production (YoY)	JUN	--	--	-30.90%
07/21/2011 16:00	US	Industrial Production (MoM)	JUN P	--	--	6.20%

## Ежедневный обзор

07/21/2011 16:00	US	Industrial Production YOY%	JUN P	--	--	-5.50%
07/21/2011 16:00	US	All Industry Activity Index (MoM)	MAY	1.80%	--	1.50%
07/21/2011 16:15	US	Construction Output SA MoM	MAY	--	--	0.70%
07/21/2011 16:15	US	Construction Output WDA YoY	MAY	--	--	-2.00%
07/21/2011 17:00	US	ECB Euro-Zone Current Account SA	MAY	--	--	-5.1B
07/21/2011 17:00	US	Euro-Zone Current Account nsa	MAY	--	--	-6.5B
07/21/2011 18:00	US	House Price Index MoM	MAY	0.10%	--	0.80%
07/21/2011 18:00	US	Index of Services (3mth/3mth)	MAY	--	--	0.90%
07/21/2011 18:00	US	Index of Services (MoM)	MAY	--	--	--
07/21/2011 20:00	US	Industrial New Orders NSA (YoY)	MAY	10.30%	--	8.60%
07/22/2011 05:00	JN	Industrial New Orders SA (MoM)	MAY	0.80%	--	0.70%
07/22/2011 08:00	GE	Net Long-term TIC Flows	MAY	\$40.0B	--	\$30.6B
07/22/2011 08:00	GE	S&P/CaseShiller Home Price Ind	MAY	--	--	138.84
07/22/2011 08:00	GE	S&P/CS 20 City MoM% SA	MAY	--	--	-0.09%
07/22/2011 09:00	EC	S&P/CS Composite-20 YoY	MAY	--	--	-3.96%
07/22/2011 09:00	EC	Total Net TIC Flows	MAY	--	--	\$68.2B
07/22/2011 11:00	US	Coincident Index CI	MAY F	--	--	106
07/22/2011 12:00	US	Leading Index CI	MAY F	--	--	99.8
07/26/2011 08:30	UK	Fed Releases Beige Book Economic				
07/26/2011 08:30	UK	Fed's Beige Book				
07/26/2011 08:30	UK	Fed's Bernanke Testifies on Dodd-				
07/26/2011 08:30	UK	Fed's Bullard and Lockhart Discuss				
07/26/2011 09:15	EC	Fed's Evans Speaks to Reporters in				
07/26/2011 11:00	EC	Fed's Hoenig Speaks on Monetary				
07/26/2011 13:00	US	Fed's Lacker Speaks on economy in				
07/26/2011 13:00	US	Fed's Sack to Speak to Money				
07/26/2011 13:00	US	Fed's Williams Speaks in Salt Lake				
07/29/2011 08:30	UK	U.S. Fed to Purchases USD0.50-				
07/29/2011 09:00	EC	U.S. Fed to Purchases USD0.50-				
07/29/2011 12:30	US	U.S. Fed to Purchases USD2.50-				
07/29/2011 12:30	US	U.S. Fed to Purchases USD2.75-				
07/29/2011 12:30	US	U.S. to Sell 2-Year Notes				
07/29/2011 13:55	US	U.S. to Sell 5-Year Notes				
07/29/2011 14:00	US	U.S. to Sell 6-Month Bills				
07/29/2011 15:00	US	U.S. to Sell 7-Year Notes				
07/29/2011 17:00	US	U.S. to Sell USD13 Bln 10-Year TIPS				
07/29/2011 19:15	US	U.S. to Sell USD24 Bln 6-Month				
07/31/2011 23:01	UK	U.S. to Sell USD27 Bln 3-Month				

## Ежедневный обзор

Календарь отчетности, Европа*						
Компания	Тиккер	Дата	Время	Период	Факт	Консенсус
Kuehne + Nagel International AG	KNIN VX	7/18/2011	3:30	S1 2011		
Atlas Copco AB	ATCOA SS	7/18/2011	10:00	Q2 2011		2.607
Koninklijke Philips Electronics NV	PHIA NA	7/18/2011		S1 2011		
Georg Fischer AG	FI/N SW	7/18/2011		S1 2011		
Enagas SA	ENG SM	7/19/2011	Bef-mkt	S1 2011		0.73
Nordea Bank AB	NDA SS	7/19/2011	5:00	Q2 2011		0.186
Renewable Energy Corp ASA	REC NO	7/19/2011	5:00	Q2 2011		0.191
Novartis AG	NOVN VX	7/19/2011	5:00	Q2 2011		1.406
Elisa OYJ	ELI1V FH	7/19/2011	5:30	Q2 2011		0.284
Yara International ASA	YAR NO	7/19/2011	6:00	Q2 2011		8.821
Husqvarna AB	HUSQB SS	7/19/2011	6:00	Q2 2011		1.35
Fortum OYJ	FUM1V FH	7/19/2011	6:00	Q2 2011		0.295
Sandvik AB	SAND SS	7/19/2011	6:00	Q2 2011		1.966
Investor AB	INVEB SS	7/19/2011	6:15	Q2 2011		
Alfa Laval AB	ALFA SS	7/19/2011	6:30	Q2 2011		2.009
Kone OYJ	KNEBV FH	7/19/2011	9:30	Q2 2011		0.555
Boliden AB	BOL SS	7/19/2011		Q2 2011		3.133
Electrolux AB	ELUXB SS	7/19/2011		Q2 2011		2.314
Groupe Eurotunnel SA	GET FP	7/19/2011		S1 2011		
IG Group Holdings PLC	IGG LN	7/19/2011		Y 2011		0.324
Orkla ASA	ORK NO	7/20/2011	5:00	Q2 2011		-0.657
TeliaSonera AB	TLSN SS	7/20/2011	5:15	Q2 2011		1.029
Wartsila OYJ	WRT1V FH	7/20/2011	5:30	Q2 2011		0.417
Svenska Handelsbanken AB	SHBA SS	7/20/2011	5:30	Q2 2011		4.798
Trelleborg AB	TRELB SS	7/20/2011	5:45	Q2 2011		1.59
Swedish Match AB	SWMA SS	7/20/2011	6:00	Q2 2011		2.982
Outokumpu OYJ	OUT1V FH	7/20/2011	6:00	Q2 2011		-0.293
Rautaruukki OYJ	RTRKS FH	7/20/2011		Q2 2011		0.302
Marine Harvest ASA	MHG NO	7/20/2011		Q2 2011		0.209
Modern Times Group AB	MTGA SS	7/20/2011		Q2 2011		7.349
Wincor Nixdorf AG	WIN GR	7/20/2011		Q3 2011		0.68
Unibail-Rodamco SE	UL FP	7/20/2011		S1 2011		4.832
Tele2 AB	TEL2B SS	7/20/2011		Q2 2011		2.659
Elan Corp PLC	ELN ID	7/20/2011		Q2 2011		-0.005
Publicis Groupe SA	PUB FP	7/21/2011	Bef-mkt	S1 2011		1.13
Roche Holding AG	ROG VX	7/21/2011	5:00	S1 2011		6.303

## Ежедневный обзор

Swedbank AB	SWEDA SS	7/21/2011	5:00	Q2 2011		2.838
Telenor ASA	TEL NO	7/21/2011	5:00	Q2 2011		1.882
Akzo Nobel NV	AKZA NA	7/21/2011	5:00	S1 2011		2.13
Skanska AB	SKAB SS	7/21/2011	6:00	Q2 2011		5.402
Kinnevik Investment AB	KINVB SS	7/21/2011	6:00	Q2 2011		
Banco de Sabadell SA	SAB SM	7/21/2011	6:30	S1 2011		
Konecranes OYJ	KCR1V FH	7/21/2011	6:30	Q2 2011		0.39
Iberdrola SA	IBE SM	7/21/2011	7:00	S1 2011		0.27
Scania AB	SCVB SS	7/21/2011	7:30	Q2 2011		3.4
Stora Enso OYJ	STERV FH	7/21/2011	10:00	Q2 2011		0.201
Svenska Cellulosa AB	SCAB SS	7/21/2011	10:00	Q2 2011		2.156
Nokia OYJ	NOK1V FH	7/21/2011		Q2 2011		0.008
Mapfre SA	MAP SM	7/21/2011		S1 2011		
ABB Ltd	ABBN VX	7/21/2011		Q2 2011		0.399
Sulzer AG	SUN SW	7/21/2011		S1 2011		3.89
Actelion Ltd	ATLN VX	7/21/2011		S1 2011		
Telefonaktiebolaget LM Ericsson	ERICB SS	7/21/2011		Q2 2011		1.425
Capita Group PLC/The	CPI LN	7/21/2011		S1 2011		
Bankinter SA	BKT SM	7/22/2011	Bef-mkt	S1 2011		
Julius Baer Group Ltd	BAER VX	7/22/2011	5:00	S1 2011		1.194
Syngenta AG	SYNN VX	7/22/2011	5:00	S1 2011		17.336
Volvo AB	VOLVB SS	7/22/2011	5:30	Q2 2011		2.44
SSAB AB	SSABA SS	7/22/2011	6:00	Q2 2011		1.936
Banco Popular Espanol SA	POP SM	7/22/2011	6:30	S1 2011		
CaixaBank	CABK SM	7/22/2011		S1 2011		
Akzo Nobel NV	AKZA NA	7/22/2011		Q2 2011		1.053
Elan Corp PLC	ELN ID	7/22/2011		S1 2011		
Britvic PLC	BVIC LN	7/22/2011		Q3 2011		
Vodafone Group PLC	VOD LN	7/22/2011		Q1 2012		
STMicroelectronics NV	STM IM	7/25/2011	Aft-mkt	S1 2011		
Klepierre	LI FP	7/25/2011	Aft-mkt	S1 2011		1.793
SEB SA	SK FP	7/25/2011	19:00	S1 2011		
Bulgari SpA	BUL IM	7/25/2011		S1 2011		
Fiat Industrial SpA	FI IM	7/25/2011		S1 2011		
Fiat Industrial SpA	FI IM	7/25/2011		Q2 2011		0.2
Luxottica Group SpA	LUX IM	7/25/2011		S1 2011		
Ryanair Holdings PLC	RYA ID	7/25/2011		Q1 2012		0.093
Reckitt Benckiser Group PLC	RB/ LN	7/25/2011		S1 2011		1.061
Koninklijke KPN NV	KPN NA	7/26/2011	Bef-mkt	S1 2011		
Norsk Hydro ASA	NHY NO	7/26/2011	5:00	Q2 2011		0.776

## Ежедневный обзор

Mobistar SA	MOBB BB	7/26/2011	5:00	S1 2011		1.81
ARM Holdings PLC	ARM LN	7/26/2011	6:00	S1 2011		
BG Group PLC	BG/ LN	7/26/2011	6:00	S1 2011		
BP PLC	BP/ LN	7/26/2011	6:00	Q2 2011		0.334
Kesko OYJ	KESBV FH	7/26/2011	6:00	Q2 2011		0.6
GlaxoSmithKline PLC	GSK LN	7/26/2011	11:00	S1 2011		
APERAM	APAM NA	7/26/2011	16:00	Q2 2011		0.94
Metropole Television SA	MMT FP	7/26/2011	Aft-mkt	S1 2011		0.66
LVMH Moet Hennessy Louis Vuitton SA	MC FP	7/26/2011	Aft-mkt	S1 2011		2.49
Societe Television Francaise 1	TFI FP	7/26/2011		Q2 2011		0.28
Fiat SpA	F IM	7/26/2011		S1 2011		
STMicroelectronics NV	STM IM	7/26/2011		Q2 2011		0.161
UBS AG	UBSN VX	7/26/2011		Q2 2011		0.384
Deutsche Bank AG	DBK GR	7/26/2011		Q2 2011		1.323
Terna Rete Elettrica Nazionale SpA	TRN IM	7/26/2011		S1 2011		0.11
Sika AG	SIK SW	7/26/2011		S1 2011		
Informa PLC	INF LN	7/26/2011		S1 2011		0.174
PagesJaunes Groupe	PAJ FP	7/27/2011	Bef-mkt	S1 2011		
Peugeot SA	UG FP	7/27/2011	Bef-mkt	S1 2011		
Jeronimo Martins SGPS SA	JMT PL	7/27/2011	Bef-mkt	S1 2011		0.22
Clariant AG	CLN VX	7/27/2011	5:00	Q2 2011		0.43
Gecina SA	GFC FP	7/27/2011	5:30	S1 2011		
Daimler AG	DAI GR	7/27/2011	5:30	Q2 2011		1.405
Rexel SA	RXL FP	7/27/2011	5:30	S1 2011		
Assa Abloy AB	ASSAB SS	7/27/2011	6:00	Q2 2011		3.028
Wolters Kluwer NV	WKL NA	7/27/2011	6:00	S1 2011		0.598
Gas Natural SDG SA	GAS SM	7/27/2011	7:00	S1 2011		0.83
Temenos Group AG	TEMN SW	7/27/2011	15:30	Q2 2011		0.278
Vallourec SA	VK FP	7/27/2011	15:45	Q2 2011		1.085
Thales SA	HO FP	7/27/2011	Aft-mkt	S1 2011		
Lonza Group AG	LONN VX	7/27/2011		S1 2011		2.09
AtoS	ATO FP	7/27/2011		S1 2011		1.517
Saipem SpA	SPM IM	7/27/2011		S1 2011		
Fonciere Des Regions	FDR FP	7/27/2011		S1 2011		2.64
Air France-KLM	AF FP	7/27/2011		Q1 2012		0.007
Christian Dior SA	CDI FP	7/27/2011		S1 2011		2.85
Merck KGaA	MRK GR	7/27/2011		Q2 2011		1.835
Snam Rete Gas SpA	SRG IM	7/27/2011		S1 2011		0.16
SAP AG	SAP GR	7/27/2011		Q2 2011		0.563
Valeo SA	FR FP	7/27/2011		S1 2011		

## Ежедневный обзор

Puma AG Rudolf Dassler Sport	PUM GR	7/27/2011	Q2 2011		2.33
Verbund AG	VER AV	7/27/2011	Q2 2011		0.41
Nyrstar	NYR BB	7/27/2011	S1 2011		0.5
ICADE	ICAD FP	7/27/2011	S1 2011		2
Finmeccanica SpA	FNC IM	7/27/2011	S1 2011		
ArcelorMittal	MT NA	7/27/2011	Q2 2011		0.914
Nexans SA	NEX FP	7/27/2011	S1 2011		
Ebro Foods SA	EBRO SM	7/27/2011	S1 2011		
Pirelli & C SpA	PC IM	7/27/2011	S1 2011		
Banco Santander SA	SAN SM	7/27/2011	Q2 2011		0.237
Daily Mail & General Trust PLC	DMGT LN	7/27/2011	Q3 2011		
British American Tobacco PLC	BATS LN	7/27/2011	S1 2011		0.946
ITV PLC	ITV LN	7/27/2011	S1 2011		0.038
Provident Financial PLC	PFG LN	7/27/2011	S1 2011		0.318
Banco Comercial Portugues SA	BCP PL	7/27/2011	S1 2011		
EDP Renovaveis SA	EDPR PL	7/27/2011	S1 2011		0.05

## Календарь отчетности, США\*

Компания	Тиккер	Дата	Время	Консенсус	
Gannett Co Inc	GCI US	7/18/2011	Bef-mkt	Q2 2011	0.566
Zions Bancorporation	ZION US	7/18/2011	21:30	Q2 2011	-0.013
International Business Machines Corp	IBM US	7/18/2011	Aft-mkt	Q2 2011	3.021
Halliburton Co	HAL US	7/18/2011		Q2 2011	0.723
Charles Schwab Corp/The	SCHW US	7/18/2011		Q2 2011	0.197
Hasbro Inc	HAS US	7/18/2011		Q2 2011	0.385
Forest Laboratories Inc	FRX US	7/19/2011	Bef-mkt	Q1 2012	0.95
UnitedHealth Group Inc	UNH US	7/19/2011	Bef-mkt	Q2 2011	0.885
Stanley Black & Decker Inc	SWK US	7/19/2011	Bef-mkt	Q2 2011	1.261
Coca-Cola Co/The	KO US	7/19/2011	Bef-mkt	Q2 2011	1.164
Harley-Davidson Inc	HOG US	7/19/2011	Bef-mkt	Q2 2011	0.712
Comerica Inc	CMA US	7/19/2011	Bef-mkt	Q2 2011	0.537
Bank of New York Mellon Corp/The	BK US	7/19/2011	10:30	Q2 2011	0.56
Bank of America Corp	BAC US	7/19/2011	11:00	Q2 2011	0.283
WW Grainger Inc	GWV US	7/19/2011	12:00	Q2 2011	2.107
Goldman Sachs Group Inc/The	GS US	7/19/2011	12:00	Q2 2011	2.299
Wells Fargo & Co	WFC US	7/19/2011	12:00	Q2 2011	0.691
Chipotle Mexican Grill Inc	CMG US	7/19/2011	20:00	Q2 2011	1.672
Stryker Corp	SYK US	7/19/2011	20:00	Q2 2011	0.899
Altera Corp	ALTR US	7/19/2011	20:15	Q2 2011	0.639
CSX Corp	CSX US	7/19/2011	Aft-mkt	Q2 2011	0.439

## Ежедневный обзор

Fidelity National Information Services Inc	FIS US	7/19/2011	Aft-mkt	Q2 2011		0.541
Cintas Corp	CTAS US	7/19/2011	Aft-mkt	Q4 2011		0.434
Johnson & Johnson	JNJ US	7/19/2011		Q2 2011		1.242
Omnicom Group Inc	OMC US	7/19/2011		Q2 2011		0.912
Peabody Energy Corp	BTU US	7/19/2011		Q2 2011		1.045
Intuitive Surgical Inc	ISRG US	7/19/2011		Q2 2011		2.702
Apple Inc	AAPL US	7/19/2011		Q3 2011		5.769
State Street Corp	STT US	7/19/2011		Q2 2011		0.971
KeyCorp	KEY US	7/19/2011		Q2 2011		0.201
Yahoo! Inc	YHOO US	7/19/2011		Q2 2011		0.184
Quest Diagnostics Inc/DE	DGX US	7/20/2011	Bef-mkt	Q2 2011		1.121
BlackRock Inc	BLK US	7/20/2011	Bef-mkt	Q2 2011		2.935
United Technologies Corp	UTX US	7/20/2011	Bef-mkt	Q2 2011		1.414
Northern Trust Corp	NTRS US	7/20/2011	Bef-mkt	Q2 2011		0.687
Johnson Controls Inc	JCI US	7/20/2011	Bef-mkt	Q3 2011		0.53
Host Hotels & Resorts Inc	HST US	7/20/2011	Bef-mkt	Q2 2011		0.291
US Bancorp	USB US	7/20/2011	Bef-mkt	Q2 2011		0.534
Abbott Laboratories	ABT US	7/20/2011	Bef-mkt	Q2 2011		1.111
EMC Corp/Massachusetts	EMC US	7/20/2011	11:00	Q2 2011		0.338
Altria Group Inc	MO US	7/20/2011	11:00	Q2 2011		0.532
St Jude Medical Inc	STJ US	7/20/2011	11:30	Q2 2011		0.838
Qualcomm Inc	QCOM US	7/20/2011	20:00	Q3 2011		0.706
CA Inc	CA US	7/20/2011	20:30	Q1 2012		0.512
E*Trade Financial Corp	ETFC US	7/20/2011	Aft-mkt	Q2 2011		0.164
American Express Co	AXP US	7/20/2011	Aft-mkt	Q2 2011		0.981
Noble Corp	NE US	7/20/2011	Aft-mkt	Q2 2011		0.321
SLM Corp	SLM US	7/20/2011	Aft-mkt	Q2 2011		0.411
F5 Networks Inc	FFIV US	7/20/2011		Q3 2011		0.907
Boston Scientific Corp	BSX US	7/20/2011		Q2 2011		0.085
eBay Inc	EBAY US	7/20/2011		Q2 2011		0.462
PNC Financial Services Group Inc	PNC US	7/20/2011		Q2 2011		1.47
Intel Corp	INTC US	7/20/2011		Q2 2011		0.505
Textron Inc	TXT US	7/20/2011		Q2 2011		0.24
Xilinx Inc	XLNX US	7/20/2011		Q1 2012		0.53
Newfield Exploration Co	NFX US	7/21/2011	Bef-mkt	Q2 2011		1.067
Janus Capital Group Inc	JNS US	7/21/2011	Bef-mkt	Q2 2011		0.229
Freeport-McMoRan Copper & Gold Inc	FCX US	7/21/2011	Bef-mkt	Q2 2011		1.383
PPG Industries Inc	PPG US	7/21/2011	Bef-mkt	Q2 2011		2.009
Medco Health Solutions Inc	MHS US	7/21/2011	Bef-mkt	Q2 2011		0.943
Union Pacific Corp	UNP US	7/21/2011	Bef-mkt	Q2 2011		1.577

## Ежедневный обзор

Goodrich Corp	GR US	7/21/2011	Bef-mkt	Q2 2011		1.318
BB&T Corp	BBT US	7/21/2011	Bef-mkt	Q2 2011		0.43
Huntington Bancshares Inc/OH	HBAN US	7/21/2011	Bef-mkt	Q2 2011		0.148
Laboratory Corp of America Holdings	LH US	7/21/2011	Bef-mkt	Q2 2011		1.609
Snap-On Inc	SNA US	7/21/2011	Bef-mkt	Q2 2011		1.06
Whirlpool Corp	WHR US	7/21/2011	10:00	Q2 2011		2.758
Danaher Corp	DHR US	7/21/2011	10:00	Q2 2011		0.67
Fifth Third Bancorp	FITB US	7/21/2011	10:30	Q2 2011		0.274
Ingersoll-Rand PLC	IR US	7/21/2011	11:00	Q2 2011		0.931
PepsiCo Inc/NC	PEP US	7/21/2011	11:00	Q2 2011		1.206
Morgan Stanley	MS US	7/21/2011	11:15	Q2 2011		-0.597
AT&T Inc	T US	7/21/2011	12:00	Q2 2011		0.599
Sherwin-Williams Co/The	SHW US	7/21/2011	12:00	Q2 2011		1.761
People's United Financial Inc	PBCT US	7/21/2011	20:00	Q2 2011		0.153
Edwards Lifesciences Corp	EW US	7/21/2011	20:00	Q2 2011		0.499
SanDisk Corp	SNDK US	7/21/2011	Aft-mkt	Q2 2011		1.002
Western Digital Corp	WDC US	7/21/2011	Aft-mkt	Q4 2011		0.654
Microsoft Corp	MSFT US	7/21/2011	Aft-mkt	Q4 2011		0.573
Chubb Corp	CB US	7/21/2011	Aft-mkt	Q2 2011		1.007
M&T Bank Corp	MTB US	7/21/2011		Q2 2011		1.57
Philip Morris International Inc	PM US	7/21/2011		Q2 2011		1.215
VF Corp	VFC US	7/21/2011		Q2 2011		1.023
Baxter International Inc	BAX US	7/21/2011		Q2 2011		1.021
Compuware Corp	CPWR US	7/21/2011		Q1 2012		0.08
Diamond Offshore Drilling Inc	DO US	7/21/2011		Q2 2011		1.873
Amphenol Corp	APH US	7/21/2011		Q2 2011		0.77
ProLogis Inc	PLD US	7/21/2011		Q2 2011		
Hudson City Bancorp Inc	HCBK US	7/21/2011		Q2 2011		0.185
Safeway Inc	SWY US	7/21/2011		Q2 2011		0.393
Robert Half International Inc	RHI US	7/21/2011		Q2 2011		0.22
Capital One Financial Corp	COF US	7/21/2011		Q2 2011		1.705
Nucor Corp	NUE US	7/21/2011		Q2 2011		0.815
Travelers Cos Inc/The	TRV US	7/21/2011		Q2 2011		-0.628
Advanced Micro Devices Inc	AMD US	7/21/2011		Q2 2011		0.082
SunTrust Banks Inc	STI US	7/22/2011	Bef-mkt	Q2 2011		0.314
Air Products & Chemicals Inc	APD US	7/22/2011	Bef-mkt	Q3 2011		1.457
McDonald's Corp	MCD US	7/22/2011	Bef-mkt	Q2 2011		1.283
Eli Lilly & Co	LLY US	7/22/2011	10:30	Q2 2011		1.161
Dover Corp	DOV US	7/22/2011	11:00	Q2 2011		1.132
Rockwell Collins Inc	COL US	7/22/2011	11:30	Q3 2011		1.038

## Ежедневный обзор

Honeywell International Inc	HON US	7/22/2011	13:30	Q2 2011		0.981
Xerox Corp	XRX US	7/22/2011		Q2 2011		0.241
General Electric Co	GE US	7/22/2011		Q2 2011		0.325
Schlumberger Ltd	SLB US	7/22/2011		Q2 2011		0.849
Caterpillar Inc	CAT US	7/22/2011		Q2 2011		1.75
FLIR Systems Inc	FLIR US	7/22/2011		Q2 2011		0.39
Ford Motor Co	F US	7/22/2011		Q2 2011		0.604
NextEra Energy Inc	NEE US	7/22/2011		Q2 2011		1.081
CR Bard Inc	BCR US	7/22/2011		Q2 2011		1.571
Verizon Communications Inc	VZ US	7/22/2011		Q2 2011		0.548
Reynolds American Inc	RAI US	7/22/2011		Q2 2011		0.708
Baker Hughes Inc	BHI US	7/25/2011	Bef-mkt	Q2 2011		0.903
Roper Industries Inc	ROP US	7/25/2011	Bef-mkt	Q2 2011		0.991
Eaton Corp	ETN US	7/25/2011	Bef-mkt	Q2 2011		0.95
Netflix Inc	NFLX US	7/25/2011	20:05	Q2 2011		1.12
Texas Instruments Inc	TXN US	7/25/2011	20:30	Q2 2011		0.578
Masco Corp	MAS US	7/25/2011	Aft-mkt	Q2 2011		0.078
Broadcom Corp	BRCM US	7/25/2011	Aft-mkt	Q2 2011		0.397
FMC Technologies Inc	FTI US	7/25/2011	Aft-mkt	Q2 2011		0.382
Plum Creek Timber Co Inc	PCL US	7/25/2011	Aft-mkt	Q2 2011		0.284
Anadarko Petroleum Corp	APC US	7/25/2011	Aft-mkt	Q2 2011		0.905
Lorillard Inc	LO US	7/25/2011		Q2 2011		2.019
Jacobs Engineering Group Inc	JEC US	7/25/2011		Q3 2011		0.698
Range Resources Corp	RRC US	7/25/2011		Q2 2011		0.186
Kimberly-Clark Corp	KMB US	7/25/2011		Q2 2011		1.143
Biogen Idec Inc	BIIB US	7/26/2011	Bef-mkt	Q2 2011		1.391
Covidien PLC	COV US	7/26/2011	Bef-mkt	Q3 2011		0.95
Watson Pharmaceuticals Inc	WPI US	7/26/2011	Bef-mkt	Q2 2011		0.986
National Oilwell Varco Inc	NOV US	7/26/2011	Bef-mkt	Q2 2011		1.004
United Parcel Service Inc	UPS US	7/26/2011	Bef-mkt	Q2 2011		1.043
AK Steel Holding Corp	AKS US	7/26/2011	Bef-mkt	Q2 2011		0.493
Simon Property Group Inc	SPG US	7/26/2011	Bef-mkt	Q2 2011		1.583
Western Union Co/The	WU US	7/26/2011	11:00	Q2 2011		0.375
Invesco Ltd	IVZ US	7/26/2011	11:30	Q2 2011		0.428
Illinois Tool Works Inc	ITW US	7/26/2011	12:00	Q2 2011		1.031
Avery Dennison Corp	AVY US	7/26/2011	12:30	Q2 2011		0.877
Total System Services Inc	TSS US	7/26/2011	20:00	Q2 2011		0.268
CH Robinson Worldwide Inc	CHRW US	7/26/2011	20:15	Q2 2011		0.685
Linear Technology Corp	LLTC US	7/26/2011	Aft-mkt	Q4 2011		0.549
QEP Resources Inc	QEP US	7/26/2011	Aft-mkt	Q2 2011		0.329

## Ежедневный обзор

Amazon.com Inc	AMZN US	7/26/2011	Aft-mkt	Q2 2011		0.333
Norfolk Southern Corp	NSC US	7/26/2011	Aft-mkt	Q2 2011		1.285
Kimco Realty Corp	KIM US	7/26/2011	Aft-mkt	Q2 2011		0.302
Nabors Industries Ltd	NBR US	7/26/2011	Aft-mkt	Q2 2011		0.249
Fiserv Inc	FISV US	7/26/2011	Aft-mkt	Q2 2011		1.083
Juniper Networks Inc	JNPR US	7/26/2011	Aft-mkt	Q2 2011		0.335
ACE Ltd	ACE US	7/26/2011	Aft-mkt	Q2 2011		1.694
United States Steel Corp	X US	7/26/2011		Q2 2011		1.271
Hershey Co/The	HSY US	7/26/2011		Q2 2011		0.542
PACCAR Inc	PCAR US	7/26/2011		Q2 2011		0.683
Sigma-Aldrich Corp	SIAL US	7/26/2011		Q2 2011		0.922
Legg Mason Inc	LM US	7/26/2011		Q1 2012		0.406
Gilead Sciences Inc	GILD US	7/26/2011		Q2 2011		0.991
Electronic Arts Inc	ERTS US	7/26/2011		Q1 2012		-0.452
SUPERVALU Inc	SVU US	7/26/2011		Q1 2012		0.343
Lexmark International Inc	LXK US	7/26/2011		Q2 2011		1.031
Cummins Inc	CMI US	7/26/2011		Q2 2011		1.983
Lockheed Martin Corp	LMT US	7/26/2011		Q2 2011		1.928
T Rowe Price Group Inc	TROW US	7/26/2011		Q2 2011		0.774
Tellabs Inc	TLAB US	7/26/2011		Q2 2011		-0.021
International Game Technology	IGT US	7/26/2011		Q3 2011		0.222
Regions Financial Corp	RF US	7/26/2011		Q2 2011		-0.004
3M Co	MMM US	7/26/2011		Q2 2011		1.593
Valero Energy Corp	VLO US	7/26/2011		Q2 2011		1.515
Occidental Petroleum Corp	OXY US	7/26/2011		Q2 2011		2.226
Waters Corp	WAT US	7/26/2011		Q2 2011		1.141
Bemis Co Inc	BMS US	7/27/2011	Bef-mkt	Q2 2011		0.496
MeadWestvaco Corp	MWV US	7/27/2011	Bef-mkt	Q2 2011		0.543
Mylan Inc/PA	MYL US	7/27/2011	Bef-mkt	Q2 2011		0.453
Praxair Inc	PX US	7/27/2011	Bef-mkt	Q2 2011		1.374
Corning Inc	GLW US	7/27/2011	Bef-mkt	Q2 2011		0.472
Moody's Corp	MCO US	7/27/2011	Bef-mkt	Q2 2011		0.58
Ecolab Inc	ECL US	7/27/2011	Bef-mkt	Q2 2011		0.632
Thermo Fisher Scientific Inc	TMO US	7/27/2011	Bef-mkt	Q2 2011		0.976
Hospira Inc	HSP US	7/27/2011	Bef-mkt	Q2 2011		0.793
WellPoint Inc	WLP US	7/27/2011	10:00	Q2 2011		1.781
Aetna Inc	AET US	7/27/2011	10:00	Q2 2011		1.065
Dow Chemical Co/The	DOW US	7/27/2011	10:30	Q2 2011		0.811
Southern Co	SO US	7/27/2011	11:00	Q2 2011		0.64
NASDAQ OMX Group Inc/The	NDAQ US	7/27/2011	11:00	Q2 2011		0.602

## Ежедневный обзор

Zimmer Holdings Inc	ZMH US	7/27/2011	11:00	Q2 2011		1.187
Ryder System Inc	R US	7/27/2011	12:00	Q2 2011		0.768
ConocoPhillips	COP US	7/27/2011	12:30	Q2 2011		2.265
O'Reilly Automotive Inc	ORLY US	7/27/2011	22:30	Q2 2011		0.955
Cincinnati Financial Corp	CINF US	7/27/2011	Aft-mkt	Q2 2011		-0.618
Express Scripts Inc	ESRX US	7/27/2011	Aft-mkt	Q2 2011		0.714
Whole Foods Market Inc	WFM US	7/27/2011	Aft-mkt	Q3 2011		0.476
AvalonBay Communities Inc	AVB US	7/27/2011	Aft-mkt	Q2 2011		1.123
Equifax Inc	EFX US	7/27/2011	Aft-mkt	Q2 2011		0.598
Visa Inc	V US	7/27/2011	Aft-mkt	Q3 2011		1.226
Owens-Illinois Inc	OI US	7/27/2011	Aft-mkt	Q2 2011		0.61
LSI Corp	LSI US	7/27/2011	Aft-mkt	Q2 2011		0.104
Varian Medical Systems Inc	VAR US	7/27/2011	Aft-mkt	Q3 2011		0.834
Assurant Inc	AIZ US	7/27/2011	Aft-mkt	Q2 2011		0.812
Ameriprise Financial Inc	AMP US	7/27/2011	Aft-mkt	Q2 2011		1.335
Cabot Oil & Gas Corp	COG US	7/27/2011	Aft-mkt	Q2 2011		0.255
Equity Residential	EQR US	7/27/2011	Aft-mkt	Q2 2011		0.604
L-3 Communications Holdings Inc	LLL US	7/27/2011		Q2 2011		2.115
Starbucks Corp	SBUX US	7/27/2011		Q3 2011		0.338
Boeing Co/The	BA US	7/27/2011	Bef-mkt	Q2 2011		0.952
Symantec Corp	SYMC US	7/27/2011		Q1 2012		0.369
Aflac Inc	AFL US	7/27/2011		Q2 2011		1.539
Wyndham Worldwide Corp	WYN US	7/27/2011		Q2 2011		0.559
Hess Corp	HES US	7/27/2011		Q2 2011		2.043
Stericycle Inc	SRCL US	7/27/2011		Q2 2011		0.685
BMC Software Inc	BMC US	7/27/2011		Q1 2012		0.676
SCANA Corp	SCG US	7/27/2011		Q2 2011		0.483
Exelon Corp	EXC US	7/27/2011		Q2 2011		0.955
CB Richard Ellis Group Inc	CBG US	7/27/2011		Q2 2011		0.237
Murphy Oil Corp	MUR US	7/27/2011		Q2 2011		1.677
Sealed Air Corp	SEE US	7/27/2011		Q2 2011		0.381
Akamai Technologies Inc	AKAM US	7/27/2011		Q2 2011		0.368
AutoNation Inc	AN US	7/27/2011		Q2 2011		0.455

**Заявление об ограничении ответственности:** Настоящие обзоры подготовлены в информационных целях. Они ни в коем случае не являются и не должны рассматриваться как предложение купить или продать соответствующие ценные бумаги. Информация, содержащаяся в данных обзорах, получена из вызывающих доверия открытых источников. Несмотря на то, что при подготовке обзоров были предприняты необходимые меры для получения достоверной информации, ИК РУСС-ИНВЕСТ не исключает возможность включения в обзор ошибочной информации, предоставленной соответствующими источниками, и не несет за это ответственности. ИК РУСС-ИНВЕСТ, его работники и клиенты могут быть заинтересованы в покупке или продаже ценных бумаг, упомянутых в обзорах.

[www.russ-invest.com](http://www.russ-invest.com)**Москва**

Тел: +7(495) 363-93-80  
Факс: +7(495) 363-93-90  
E-mail: [mail@russ-invest.com](mailto:mail@russ-invest.com)  
Адрес: Москва, 119019, 5-3/12  
Нащокинский переулок

**Санкт-Петербург**

Тел: +7(812) 337-55-37  
Факс: +7(812) 337-55-37  
E-mail: [spb@russ-invest.com](mailto:spb@russ-invest.com)  
Адрес: 190002, СПб, Набережная р.  
Фонтанки, 52

**Самара**

Телефон: +7 (846) 262-75-52  
Факс: +7 (846) 262-75-52  
E-mail: [sam@russ-invest.com](mailto:sam@russ-invest.com)  
Адрес: 443067, Самара, ул. Гагарина,  
дом 95

© 2007 | ОАО «ИК РУСС-ИНВЕСТ»

Лицензия ФСФР №077-08757-000100 и №077-08755-001000

Лицензия ФСФР №177-06310-100000 и №177-06312-010000

Лицензия ФСФР №906