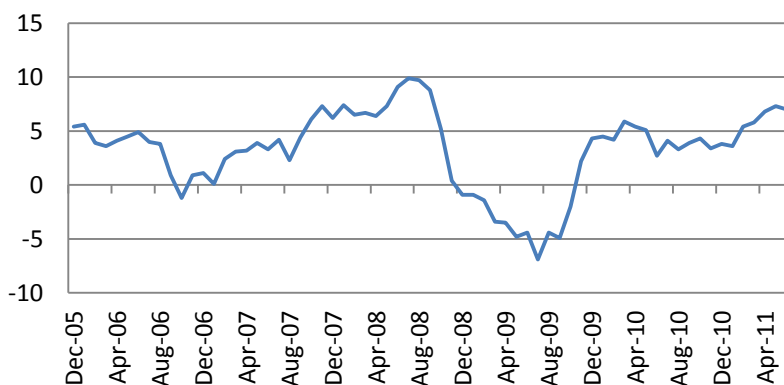


## Ежедневный обзор мирового рынка акций

15 июля 2011 г.

На рынках акций США в четверг преобладало снижение котировок. Индекс S&P потерял 0.67%, индекс акций малой капитализации Russell 2000 – 1.63%. В аутсайдерах были акции высокотехнологичного сектора (-0.94%) и промышленного сектора (-0.95%). Глава ФРС в ходе выступления в Конгрессе США сообщил об отсутствии у регулятора планов идти на какие-либо действия по смягчению монетарной политики в ближайшее время. Рейтинговое агентство S&P сообщило о возможности понижения рейтинга США даже в случае, если согласие между республиканцами и демократами будет достигнуто, но будет носить «краткосрочный характер». Экономические данные носили нейтральный характер. Индекс промышленных цен в июне снизился на 0.4%, а исключая продовольственный и топливный компонент – вырос на 0.3% (прогноз - -0.3 и +0.2%, соответственно). Снижение ценового давления на потребителя может подстегнуть активность потребителя в ближайшие месяцы.

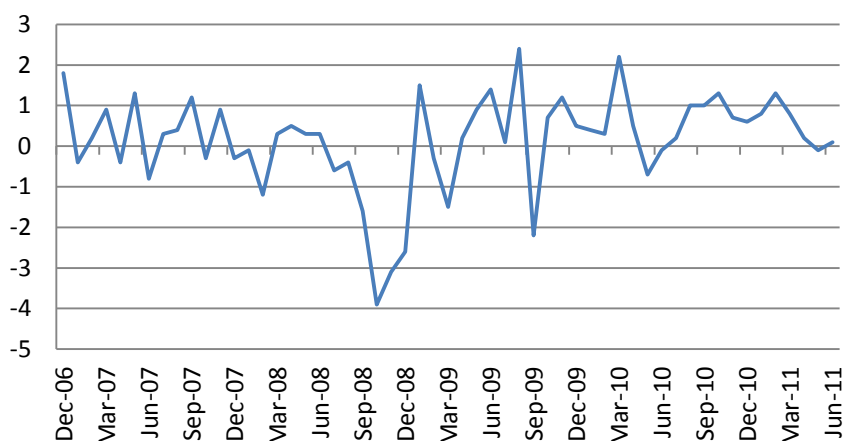
### Индекс промышленных цен PPI



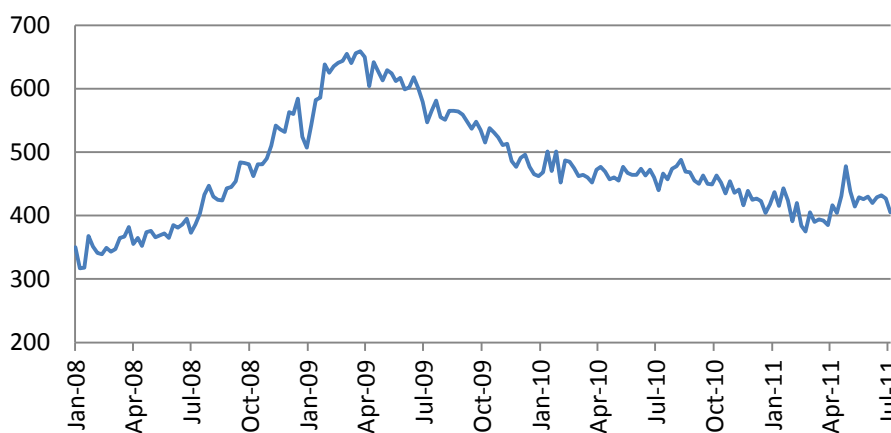
Розничные продажи в июне выросли на 0.1% против прогноза снижения на 0.1%. Исключая автомобильный и топливный компонент, розничные продажи увеличились на 0.2% (прогноз – 0.4%). Таким образом, реальный рост потребления во втором квартале мог составить 0.6%, а рост ВВП – в районе 2.0%.

Основные индикаторы рынка		
CDS HY 5Y	485.71	+0.12%
ITX Crossover Euro	379.15	+1.08%
CDS Japan 5Y	91.17	+0.52%
CDS EM 5Y	112.60	-0.01%
CDS Russia 5Y	148.99	-0.03%
US Tsys 10Y	3.14%	-0.04%
US Tsys 5Y	1.70%	-0.03%
Brazil 10Y	3.63%	+0.00%
Germany 10Y	2.47%	-0.01%
EUR/USD	1.4172	+0.09%
USD/JPY	79.17	-0.11%
EUR/GBP	0.8770	+0.10%
Oil Brent	115.99	-0.23%
Gold	1582.6	-0.42%
Copper	9630	-0.21%
Nickel	24176	+0.99%
S&P 500	1308	+0.10%
Russell 2000	823.32	-1.63%
Bovespa	59679.35	-1.63%
Topix	859.5	+0.35%
Shanghai Comp	2,816.38	+0.21%
S&P/ASX 300	4,475.20	-0.35%
Sensex 30	18,581.19	-0.20%
Bovespa	59,679.35	-1.63%
DJ Euro Stoxx 50 Fu	2701	-0.66%
CAC Futures	3750	-1.13%
DAX Futures	7244	-0.62%
CBOE Put/Call	0.84	+27.27%
CBOE Buy/Write M	832.98	+0.04%
VIX	20.8	+4.47%
VSTOXX	27.271	+3.04%

\* На 10:00 мск, по данным Bloomberg

**Advanced retail sales, % chg., m/m**

Первичные заявки на пособие по безработице сократились до 405 тыс. против прогноза 415 тыс.

**Первичные заявки на пособие по безработице, тыс.**

На валютном рынке пара EURUSD закончила день около отметки 1.42.

Отчетность Google и JPMorgan оказалась лучше ожиданий – акции обеих корпораций выросли по итогам торгов.

На азиатских рынках в пятницу наблюдалась смешанная динамика котировок. Гонконгский Hang Seng понизился на 0.25%, корейский KOSPI – прибавил 0.71%. Австралийский S&P/ASX 200 потерял 0.38%, японский Nikkei - прибавил 0.39%. Индексы шанхайской биржи в среднем выросли в пределах 0.2%.

В Европе в начале дня наблюдается снижение котировок. Фьючерс на индекс Dow Jones Stoxx 50 понизился на 0.41%, на DAX – на 0.21%. Фьючерс на индекс S&P 500 к закрытию прибавил 0.02%.

**Сегодня в США в 16:30 мск выйдут данные по индексу производственных цен и индексу производственной активности ФРБ Нью-Йорка в июле.**

**В 17:15 выйдут данные по промышленному производству за июнь, а также индекс потребительской уверенности Университета Мичиган за июль.**

**Кроме того, продолжится сезон отчетности – будут опубликованы отчеты корпораций Citigroup и Mattel.**

Наиболее активные акции в США*		
MARRIOTT INTL-A	34.69	-5.78%
BEST BUY CO INC	29.46	-5.43%
ALTERA CORP	42.58	-5.42%
MONSTER WORLDW	13.14	-5.33%
NETAPP INC	49.63	-4.50%
HASBRO INC	41.31	-4.49%
AKAMAI TECHNOLO	29.62	-4.27%
NVIDIA CORP	14.08	-4.22%
WASHINGTON POS-	417.68	+2.47%
NEWMONT MINING	56.75	+2.58%
NABORS INDS LTD	24.37	+3.00%
CIGNA CORP	52.06	+3.40%
TITANIUM METALS	18.27	+3.45%
CONSOL ENERGY	50.89	+5.87%
MARSHALL & SILSLEY	7.9	#N/A/N/A

По отрасли		
S&P 500		Изм
CONSDISCRET	318.23	-3.22%
CONSTAPLES	322.81	-1.83%
ENERGY	557.80	-2.84%
FINANCIALS	200.42	-4.93%
HEALTHCARE	409.07	-1.59%
INDUSTRIALS	315.45	-4.57%
INFOTECH	410.31	-3.83%
MATERIALS	245.14	-3.13%
TELECOMSERV	131.51	-2.43%
UTILITIES	169.15	-1.67%

## Ежедневный обзор

Календарь макроэкономической статистики*						
07/12/2011	EC	ECB's Reserve Maintenance Period				
07/12/2011	PO	Bank of Portugal Publishes				
07/12/2011 06:00	GE	Consumer Price Index (MoM)	JUN F	--	--	0.10%
07/12/2011 06:00	GE	Consumer Price Index (YoY)	JUN F	--	--	2.30%
07/12/2011 06:00	GE	CPI - EU Harmonised (MoM)	JUN F	--	--	0.00%
07/12/2011 06:00	GE	CPI - EU Harmonised (YoY)	JUN F	--	--	2.40%
07/12/2011 08:30	UK	DCLG UK House Prices (YoY)	MAY	--	--	-0.30%
07/12/2011 08:30	UK	Visible Trade Balance GBP/Mn	MAY	--	--	-£7389
07/12/2011 08:30	UK	Trade Balance Non EU GBP/Mn	MAY	--	--	-£4339
07/12/2011 08:30	UK	Total Trade Balance (GBP/Mln)	MAY	--	--	-£2762
07/12/2011 08:30	UK	CPI (MoM)	JUN	--	--	0.20%
07/12/2011 08:30	UK	CPI (YoY)	JUN	--	--	4.50%
07/12/2011 08:30	UK	Core CPI YOY	JUN	--	--	3.30%
07/12/2011 08:30	UK	Retail Price Index	JUN	--	--	235.2
07/12/2011 08:30	UK	RPI (MoM)	JUN	--	--	0.30%
07/12/2011 08:30	UK	RPI (YoY)	JUN	--	--	5.20%
07/12/2011 08:30	UK	RPI Ex Mort Int.Payments (YoY)	JUN	--	--	5.30%
07/12/2011 11:30	US	NFIB Small Business Optimism	JUN	--	--	90.9
07/12/2011 12:30	US	Trade Balance	MAY	-\$44.2B	--	-\$43.7B
07/12/2011 14:00	US	IBD/TIPP Economic Optimism	JUL	--	--	44.6
07/12/2011 14:00	US	JOLTs Job Openings	MAY	--	--	2972
07/12/2011 15:30	US	U.S. to Sell 4-Week Bills				
07/12/2011 16:00	US	DOE Short-Term Crude Outlook	JUL	--	--	107
07/12/2011 16:00	US	DOE Short-Term Mogas Outlook	JUL	--	--	3.67
07/12/2011 16:00	US	DOE Short-Term Diesel Outlook	JUL	--	--	3.95
07/12/2011 16:00	US	DOE Short-Term Ht Oil Outlook	JUL	--	--	4.08
07/12/2011 16:00	US	DOE Short-Term NatGas Outlook	JUL	--	--	12.19
07/12/2011 17:00	US	U.S. to Sell 3-Year Notes				
07/12/2011 18:00	US	Fed Releases Minutes from June				
07/12/2011 20:30	US	API U.S. Crude Oil Inventories	8-Jul	--	--	-2699K
07/12/2011 20:30	US	API Cushing Crude OK Inventory	8-Jul	--	--	--
07/12/2011 20:30	US	API U.S. Distillate Inventory	8-Jul	--	--	-945K
07/12/2011 20:30	US	API U.S. Gasoline Inventories	8-Jul	--	--	--
07/13/2011 08:30	UK	Claimant Count Rate	JUN	--	--	4.60%
07/13/2011 08:30	UK	Jobless Claims Change	JUN	--	--	19.6K
07/13/2011 08:30	UK	Average Weekly Earnings 3M/YoY	MAY	--	--	--
07/13/2011 08:30	UK	Weekly Earnings exBonus 3M/YoY	MAY	--	--	--
07/13/2011 08:30	UK	ILO Unemployment Rate (3mths)	MAY	--	--	7.70%
07/13/2011 09:00	EC	Euro-Zone Ind. Prod. wda (YoY)	MAY	--	--	5.20%

Наиболее активные акции в Европе*		
SOFTWARE AG	35.185	-15.62%
PARMALAT SPA	2.22	-9.76%
EFG EUROBANK ERG	2.74	-8.05%
PADDY POWER PLC	35	-7.94%
FIRSTGROUP PLC	329.8	-6.57%
SIKA AG-BR	1835	-6.38%
ALPHA BANK A.E.	2.97	-6.31%
ORIFLAME-SDR	284	-6.15%
LLOYDS BANKING	45.82	+4.46%
CABLE & WIRE	46.85	+4.67%
RANDGOLD RES LTD	5465	+4.79%
ATLANTIA SPA	13.16	+4.94%
SPECTRIS PLC	1679	+5.07%
BURBERRY GROUP	1514	+5.36%
BAYER MOTOREN V	71	+5.59%

Eurostoxx 600		
SX3P	366.81	+0.13%
SX4P	595.91	-0.68%
SX6P	291.37	-0.86%
SX7P	173.43	-0.76%
SX86P	123.54	-0.21%
SX8P	206.2	-2.40%
SXAP	377.97	-0.27%
SXDP	413.74	-0.52%
SXEP	325.83	-0.93%
SXFP	257.68	-0.87%
SXIP	153.99	-0.99%
SXKP	251.01	-0.81%
SXMP	167.28	-1.33%
SXNP	325.76	-1.12%
SXOP	263.71	-1.64%
SXPP	570.63	-1.24%
SXQP	427.46	-0.54%
SXRP	250.9	-1.17%
SXTP	120.04	-1.78%
SXXP	267.68	-0.84%

## Ежедневный обзор

07/13/2011 09:00	EC	Euro-Zone Ind. Prod. sa (MoM)	MAY	--	--	0.20%
07/13/2011 11:00	US	MBA Mortgage Applications	8-Jul	--	--	--
07/13/2011 12:30	US	Import Price Index (MoM)	JUN	-0.50%	--	0.20%
07/13/2011 12:30	US	Import Price Index (YoY)	JUN	--	--	12.50%
07/13/2011 14:00	US	Bernanke Delivers Semi-Annual				
07/13/2011 14:30	US	DOE U.S. Crude Oil Inventories	8-Jul	--	--	-4375K
07/13/2011 14:30	US	DOE Cushing OK Crude Inventory	8-Jul	--	--	-542K
07/13/2011 14:30	US	DOE U.S. Distillate Inventory	8-Jul	--	--	--
07/13/2011 14:30	US	DOE U.S. Gasoline Inventories	8-Jul	--	--	--
07/13/2011 14:30	US	DOE U.S. Refinery Utilization	8-Jul	--	--	--
07/13/2011 14:30	US	DOE Crude Oil Implied Demand	8-Jul	--	--	15096
07/13/2011 14:30	US	DOE Distillate Implied Demand	8-Jul	--	--	4406.1
07/13/2011 14:30	US	DOE Gasoline Implied Demand	8-Jul	--	--	--
07/13/2011 17:00	US	U.S. to Sell 10-Year Notes				
07/13/2011 18:00	US	Monthly Budget Statement	JUN	--	--	-\$57.6B
07/13/2011 18:00	US	Minutes of FOMC Meeting				
07/14/2011 08:00	EC	ECB Publishes July Monthly Report				
07/14/2011 09:00	EC	Euro-Zone CPI - Core (YoY)	JUN	--	--	1.50%
07/14/2011 09:00	EC	Euro-Zone CPI (MoM)	JUN	--	--	0.00%
07/14/2011 09:00	EC	Euro-Zone CPI (YoY)	JUN	--	--	--
07/14/2011 12:30	US	Producer Price Index (MoM)	JUN	-0.10%	--	0.20%
07/14/2011 12:30	US	Retail Sales Less Autos	JUN	0.10%	--	0.30%
07/14/2011 12:30	US	PPI Ex Food & Energy (MoM)	JUN	0.20%	--	0.20%
07/14/2011 12:30	US	Advance Retail Sales	JUN	0.20%	--	-0.20%
07/14/2011 12:30	US	PPI Ex Food & Energy (YoY)	JUN	--	--	2.10%
07/14/2011 12:30	US	Producer Price Index (YoY)	JUN	--	--	7.30%
07/14/2011 12:30	US	Retail Sales Ex Auto & Gas	JUN	--	--	0.30%
07/14/2011 12:30	US	Initial Jobless Claims	8-Jul	--	--	--
07/14/2011 12:30	US	Continuing Claims	2-Jul	--	--	--
07/14/2011 13:45	US	Bloomberg Consumer Comfort	10-Jul	--	--	--
07/14/2011 14:00	US	Business Inventories	MAY	0.90%	--	0.80%
07/14/2011 14:30	US	EIA Natural Gas Storage Change	8-Jul	--	--	78
07/14/2011 17:00	US	U.S. to Sell 30-Year Bonds				
07/15/2011 02:00	CH	Consumer Price Index (YoY)	JUN	6.30%	--	5.50%
07/15/2011 02:00	CH	Producer Price Index (YoY)	JUN	6.90%	--	6.80%
07/15/2011 02:00	CH	Real GDP (YoY)	2Q	9.50%	--	9.70%
07/15/2011 02:00	CH	Industrial Production (YoY)	JUN	13.10%	--	13.30%
07/15/2011 02:00	CH	Retail Sales (YoY)	JUN	17.00%	--	16.90%
07/15/2011 02:00	CH	Fixed Assets Inv Excl. Rural YTD YoY	JUN	25.90%	--	25.80%
07/15/2011 02:00	CH	Industrial Production YTD YoY	JUN	--	--	14.00%
07/15/2011 02:00	CH	Real GDP YTD (QoQ)	2Q	--	--	2.10%
07/15/2011 02:00	CH	Real GDP YTD (YoY)	2Q	--	--	9.70%
07/15/2011 02:00	CH	Real GDP (QoQ)	2Q	--	--	2.10%

## Ежедневный обзор

07/15/2011 02:00	CH	Retail Sales YTD YoY	JUN	--	--	16.60%
07/15/2011 06:00	EC	EU 25 New Car Registrations	JUN	--	--	7.10%
07/15/2011 09:00	EC	Euro-Zone Trade Balance sa	MAY	--	--	-2.9B
07/15/2011 09:00	EC	Euro-Zone Trade Balance	MAY	--	--	-4.1B
07/15/2011 10:00	PO	Bank of Portugal Releases Monthly				
07/15/2011 12:30	US	Consumer Price Index (MoM)	JUN	-0.10%	--	0.20%
07/15/2011 12:30	US	CPI Ex Food & Energy (MoM)	JUN	0.20%	--	0.30%
07/15/2011 12:30	US	Empire Manufacturing	JUL	5	--	-7.79
07/15/2011 12:30	US	CPI Ex Food & Energy (YoY)	JUN	--	--	1.50%
07/15/2011 12:30	US	Consumer Price Index (YoY)	JUN	--	--	3.60%
07/15/2011 12:30	US	CPI Core Index SA	JUN	--	--	224.39
07/15/2011 12:30	US	Consumer Price Index NSA	JUN	--	--	225.96
07/15/2011 13:15	US	Industrial Production	JUN	0.40%	--	0.10%
07/15/2011 13:15	US	Capacity Utilization	JUN	77.00%	--	76.70%
07/15/2011 13:55	US	U. of Michigan Confidence	JUL P	--	--	71.5
07/15/2011 14:00	EC	ECB Publishes July Monthly Report				
07/15/2011 17:00	US	Baker Hughes U.S. Rig Count	15-Jul	--	--	--
07/17/2011 23:01	UK	Rightmove House Prices (MoM)	JUL	--	--	0.60%
07/17/2011 23:01	UK	Rightmove House Prices (YoY)	JUL	--	--	1.10%
07/18/2011 13:00	US	Total Net TIC Flows	MAY	--	--	\$68.2B
07/18/2011 13:00	US	Net Long-term TIC Flows	MAY	--	--	\$30.6B
07/18/2011 14:00	US	NAHB Housing Market Index	JUL	--	--	13
07/18/2011 15:30	US	U.S. to Sell 3-Month Bills				
07/18/2011 15:30	US	U.S. to Sell 6-Month Bills				
10-15 JUL	CH	Actual FDI (YoY)	JUN	--	--	13.40%
11-15 JUL	CH	Money Supply - M1 (YoY)	JUN	13.00%	--	12.70%
11-15 JUL	CH	Money Supply - M2 (YoY)	JUN	15.30%	--	15.10%
11-15 JUL	CH	Foreign Exchange Reserves	JUN	--	--	\$3044.7
11-15 JUL	CH	Money Supply - M0 (YoY)	JUN	--	--	15.40%
11-15 JUL	CH	New Yuan Loans	JUN	625.0B	--	551.6B
11-15 JUL	UK	Nationwide Consumer Confidence	JUN	--	--	55
11-18 JUL	GE	Wholesale Price Index (MoM)	JUN	--	--	0.00%
11-18 JUL	GE	Wholesale price Index (YoY)	JUN	--	--	8.90%

## Ежедневный обзор

Календарь отчетности, Европа*						
Компания	Тиккер	Дата	Время	Период	Факт	Консенсус
ASML Holding NV	ASML NA	7/13/2011	5:00	S1 2011	1.911	
Suedzucker AG	SZU GR	7/14/2011	5:00	Q1 2012		0.475
Storebrand ASA	STB NO	7/14/2011	5:30	Q2 2011		0.953
Skandinaviska Enskilda Banken AB	SEBA SS	7/14/2011	8:30	Q2 2011		1.435
SKF AB	SKFB SS	7/15/2011	6:00	S1 2011		7.13
SGS SA	SGSN VX	7/14/2011	22:59	S1 2011		37.155
Porsche Automobil Holding SE	PAH3 GR	7/15/2011		S1 2011		
SKF AB	SKFB SS	7/15/2011		Q2 2011		3.64
Kuehne + Nagel International AG	KNIN VX	7/18/2011	3:30	S1 2011		
Atlas Copco AB	ATCOA SS	7/18/2011	10:00	Q2 2011		2.607
Koninklijke Philips Electronics NV	PHIA NA	7/18/2011		S1 2011		
Georg Fischer AG	FI/N SW	7/18/2011		S1 2011		
Enagas SA	ENG SM	7/19/2011	Bef-mkt	S1 2011		0.73
Nordea Bank AB	NDA SS	7/19/2011	5:00	Q2 2011		0.186
Renewable Energy Corp ASA	REC NO	7/19/2011	5:00	Q2 2011		0.191
Novartis AG	NOVN VX	7/19/2011	5:00	Q2 2011		1.406
Elisa OYJ	ELI1V FH	7/19/2011	5:30	Q2 2011		0.284
Yara International ASA	YAR NO	7/19/2011	6:00	Q2 2011		8.821
Husqvarna AB	HUSQB SS	7/19/2011	6:00	Q2 2011		1.35
Fortum OYJ	FUM1V FH	7/19/2011	6:00	Q2 2011		0.295
Sandvik AB	SAND SS	7/19/2011	6:00	Q2 2011		1.966
Investor AB	INVEB SS	7/19/2011	6:15	Q2 2011		
Alfa Laval AB	ALFA SS	7/19/2011	6:30	Q2 2011		2.009
Kone OYJ	KNEBV FH	7/19/2011	9:30	Q2 2011		0.555
Boliden AB	BOL SS	7/19/2011		Q2 2011		3.133
Electrolux AB	ELUXB SS	7/19/2011		Q2 2011		2.314
Groupe Eurotunnel SA	GET FP	7/19/2011		S1 2011		
IG Group Holdings PLC	IGG LN	7/19/2011		Y 2011		0.324
Orkla ASA	ORK NO	7/20/2011	5:00	Q2 2011		-0.657
TeliaSonera AB	TLSN SS	7/20/2011	5:15	Q2 2011		1.029
Wartsila OYJ	WRT1V FH	7/20/2011	5:30	Q2 2011		0.417
Svenska Handelsbanken AB	SHBA SS	7/20/2011	5:30	Q2 2011		4.798
Trelleborg AB	TRELB SS	7/20/2011	5:45	Q2 2011		1.59
Swedish Match AB	SWMA SS	7/20/2011	6:00	Q2 2011		2.982
Outokumpu OYJ	OUT1V FH	7/20/2011	6:00	Q2 2011		-0.293
Rautaruukki OYJ	RTRKS FH	7/20/2011		Q2 2011		0.302
Marine Harvest ASA	MHG NO	7/20/2011		Q2 2011		0.209

## Ежедневный обзор

Modern Times Group AB	MTGA SS	7/20/2011		Q2 2011		7.349
Wincor Nixdorf AG	WIN GR	7/20/2011		Q3 2011		0.68
Unibail-Rodamco SE	UL FP	7/20/2011		S1 2011		4.832
Tele2 AB	TEL2B SS	7/20/2011		Q2 2011		2.659
Elan Corp PLC	ELN ID	7/20/2011		Q2 2011		-0.005
Publicis Groupe SA	PUB FP	7/21/2011	Bef-mkt	S1 2011		1.13
Roche Holding AG	ROG VX	7/21/2011	5:00	S1 2011		6.303
Swedbank AB	SWEDA SS	7/21/2011	5:00	Q2 2011		2.838
Telenor ASA	TEL NO	7/21/2011	5:00	Q2 2011		1.882
Akzo Nobel NV	AKZA NA	7/21/2011	5:00	S1 2011		2.13
Skanska AB	SKAB SS	7/21/2011	6:00	Q2 2011		5.402
Kinnevik Investment AB	KINVB SS	7/21/2011	6:00	Q2 2011		
Banco de Sabadell SA	SAB SM	7/21/2011	6:30	S1 2011		
Konecranes OYJ	KCR1V FH	7/21/2011	6:30	Q2 2011		0.39
Iberdrola SA	IBE SM	7/21/2011	7:00	S1 2011		0.27
Scania AB	SCVB SS	7/21/2011	7:30	Q2 2011		3.4
Stora Enso OYJ	STERV FH	7/21/2011	10:00	Q2 2011		0.201
Svenska Cellulosa AB	SCAB SS	7/21/2011	10:00	Q2 2011		2.156
Nokia OYJ	NOK1V FH	7/21/2011		Q2 2011		0.008
Mapfre SA	MAP SM	7/21/2011		S1 2011		
ABB Ltd	ABBN VX	7/21/2011		Q2 2011		0.399
Sulzer AG	SUN SW	7/21/2011		S1 2011		3.89
Actelion Ltd	ATLN VX	7/21/2011		S1 2011		
Telefonaktiebolaget LM Ericsson	ERICB SS	7/21/2011		Q2 2011		1.425
Capita Group PLC/The	CPI LN	7/21/2011		S1 2011		
Bankinter SA	BKT SM	7/22/2011	Bef-mkt	S1 2011		
Julius Baer Group Ltd	BAER VX	7/22/2011	5:00	S1 2011		1.194
Syngenta AG	SYNN VX	7/22/2011	5:00	S1 2011		17.336
Volvo AB	VOLVB SS	7/22/2011	5:30	Q2 2011		2.44
SSAB AB	SSABA SS	7/22/2011	6:00	Q2 2011		1.936
Banco Popular Espanol SA	POP SM	7/22/2011	6:30	S1 2011		
CaixaBank	CABK SM	7/22/2011		S1 2011		
Akzo Nobel NV	AKZA NA	7/22/2011		Q2 2011		1.053
Elan Corp PLC	ELN ID	7/22/2011		S1 2011		
Britvic PLC	BVIC LN	7/22/2011		Q3 2011		
Vodafone Group PLC	VOD LN	7/22/2011		Q1 2012		
STMicroelectronics NV	STM IM	7/25/2011	Aft-mkt	S1 2011		
Klepierre	LI FP	7/25/2011	Aft-mkt	S1 2011		1.793
SEB SA	SK FP	7/25/2011	19:00	S1 2011		
Bulgari SpA	BUL IM	7/25/2011		S1 2011		

## Ежедневный обзор

Fiat Industrial SpA	FI IM	7/25/2011		S1 2011		
Fiat Industrial SpA	FI IM	7/25/2011		Q2 2011		0.2
Luxottica Group SpA	LUX IM	7/25/2011		S1 2011		
Ryanair Holdings PLC	RYA ID	7/25/2011		Q1 2012		0.093
Reckitt Benckiser Group PLC	RB/ LN	7/25/2011		S1 2011		1.061
Koninklijke KPN NV	KPN NA	7/26/2011	Bef-mkt	S1 2011		
Norsk Hydro ASA	NHY NO	7/26/2011	5:00	Q2 2011		0.776
Mobistar SA	MOBB BB	7/26/2011	5:00	S1 2011		1.81
ARM Holdings PLC	ARM LN	7/26/2011	6:00	S1 2011		
BG Group PLC	BG/ LN	7/26/2011	6:00	S1 2011		
BP PLC	BP/ LN	7/26/2011	6:00	Q2 2011		0.334
Kesko OYJ	KESBV FH	7/26/2011	6:00	Q2 2011		0.6
GlaxoSmithKline PLC	GSK LN	7/26/2011	11:00	S1 2011		
APERAM	APAM NA	7/26/2011	16:00	Q2 2011		0.94
Metropole Television SA	MMT FP	7/26/2011	Aft-mkt	S1 2011		0.66
LVMH Moet Hennessy Louis Vuitton SA	MC FP	7/26/2011	Aft-mkt	S1 2011		2.49
Societe Television Francaise 1	TFI FP	7/26/2011		Q2 2011		0.28
Fiat SpA	F IM	7/26/2011		S1 2011		
STMicroelectronics NV	STM IM	7/26/2011		Q2 2011		0.161
UBS AG	UBSN VX	7/26/2011		Q2 2011		0.384
Deutsche Bank AG	DBK GR	7/26/2011		Q2 2011		1.323
Terna Rete Elettrica Nazionale SpA	TRN IM	7/26/2011		S1 2011		0.11
Sika AG	SIK SW	7/26/2011		S1 2011		
Informa PLC	INF LN	7/26/2011		S1 2011		0.174
PagesJaunes Groupe	PAJ FP	7/27/2011	Bef-mkt	S1 2011		
Peugeot SA	UG FP	7/27/2011	Bef-mkt	S1 2011		
Jeronimo Martins SGPS SA	JMT PL	7/27/2011	Bef-mkt	S1 2011		0.22
Clariant AG	CLN VX	7/27/2011	5:00	Q2 2011		0.43
Gecina SA	GFC FP	7/27/2011	5:30	S1 2011		
Daimler AG	DAI GR	7/27/2011	5:30	Q2 2011		1.405
Rexel SA	RXL FP	7/27/2011	5:30	S1 2011		
Assa Abloy AB	ASSAB SS	7/27/2011	6:00	Q2 2011		3.028
Wolters Kluwer NV	WKL NA	7/27/2011	6:00	S1 2011		0.598
Gas Natural SDG SA	GAS SM	7/27/2011	7:00	S1 2011		0.83
Temenos Group AG	TEMN SW	7/27/2011	15:30	Q2 2011		0.278
Vallourec SA	VK FP	7/27/2011	15:45	Q2 2011		1.085
Thales SA	HO FP	7/27/2011	Aft-mkt	S1 2011		
Lonza Group AG	LONN VX	7/27/2011		S1 2011		2.09
AtoS	ATO FP	7/27/2011		S1 2011		1.517
Saipem SpA	SPM IM	7/27/2011		S1 2011		

## Ежедневный обзор

Fonciere Des Regions	FDR FP	7/27/2011	S1 2011		2.64
Air France-KLM	AF FP	7/27/2011	Q1 2012		0.007
Christian Dior SA	CDI FP	7/27/2011	S1 2011		2.85
Merck KGaA	MRK GR	7/27/2011	Q2 2011		1.835
Snam Rete Gas SpA	SRG IM	7/27/2011	S1 2011		0.16
SAP AG	SAP GR	7/27/2011	Q2 2011		0.563
Valeo SA	FR FP	7/27/2011	S1 2011		
Puma AG Rudolf Dassler Sport	PUM GR	7/27/2011	Q2 2011		2.33
Verbund AG	VER AV	7/27/2011	Q2 2011		0.41
Nyrstar	NYR BB	7/27/2011	S1 2011		0.5
ICADE	ICAD FP	7/27/2011	S1 2011		2
Finmeccanica SpA	FNC IM	7/27/2011	S1 2011		
ArcelorMittal	MT NA	7/27/2011	Q2 2011		0.914
Nexans SA	NEX FP	7/27/2011	S1 2011		
Ebro Foods SA	EBRO SM	7/27/2011	S1 2011		
Pirelli & C SpA	PC IM	7/27/2011	S1 2011		
Banco Santander SA	SAN SM	7/27/2011	Q2 2011		0.237
Daily Mail & General Trust PLC	DMGT LN	7/27/2011	Q3 2011		
British American Tobacco PLC	BATS LN	7/27/2011	S1 2011		0.946
ITV PLC	ITV LN	7/27/2011	S1 2011		0.038
Provident Financial PLC	PFG LN	7/27/2011	S1 2011		0.318
Banco Comercial Portugues SA	BCP PL	7/27/2011	S1 2011		
EDP Renovaveis SA	EDPR PL	7/27/2011	S1 2011		0.05

## Календарь отчетности, США\*

Компания	Тиккер	Дата	Время	Консенсус		
Marriott International Inc/DE	MAR US	7/13/2011	21:00	Q2 2011		0.368
Yum! Brands Inc	YUM US	7/13/2011	Aft-mkt	Q2 2011		0.606
JPMorgan Chase & Co	JPM US	7/14/2011	11:00	Q2 2011		1.206
Google Inc	GOOG US	7/14/2011		Q2 2011		7.842
Progressive Corp/The	PGR US	7/14/2011		Q2 2011		0.395
First Horizon National Corp	FHN US	7/15/2011	Bef-mkt	Q2 2011		0.113
Mattel Inc	MAT US	7/15/2011	10:00	Q2 2011		0.159
Citigroup Inc	C US	7/15/2011	12:00	Q2 2011		0.963
Genuine Parts Co	GPC US	7/15/2011		Q2 2011		0.889
Gannett Co Inc	GCI US	7/18/2011	Bef-mkt	Q2 2011		0.566
Zions Bancorporation	ZION US	7/18/2011	21:30	Q2 2011		-0.013
International Business Machines Corp	IBM US	7/18/2011	Aft-mkt	Q2 2011		3.021
Halliburton Co	HAL US	7/18/2011		Q2 2011		0.723
Charles Schwab Corp/The	SCHW US	7/18/2011		Q2 2011		0.197

## Ежедневный обзор

Hasbro Inc	HAS US	7/18/2011		Q2 2011		0.385
Forest Laboratories Inc	FRX US	7/19/2011	Bef-mkt	Q1 2012		0.95
UnitedHealth Group Inc	UNH US	7/19/2011	Bef-mkt	Q2 2011		0.885
Stanley Black & Decker Inc	SWK US	7/19/2011	Bef-mkt	Q2 2011		1.261
Coca-Cola Co/The	KO US	7/19/2011	Bef-mkt	Q2 2011		1.164
Harley-Davidson Inc	HOG US	7/19/2011	Bef-mkt	Q2 2011		0.712
Comerica Inc	CMA US	7/19/2011	Bef-mkt	Q2 2011		0.537
Bank of New York Mellon Corp/The	BK US	7/19/2011	10:30	Q2 2011		0.56
Bank of America Corp	BAC US	7/19/2011	11:00	Q2 2011		0.283
WW Grainger Inc	GWV US	7/19/2011	12:00	Q2 2011		2.107
Goldman Sachs Group Inc/The	GS US	7/19/2011	12:00	Q2 2011		2.299
Wells Fargo & Co	WFC US	7/19/2011	12:00	Q2 2011		0.691
Chipotle Mexican Grill Inc	CMG US	7/19/2011	20:00	Q2 2011		1.672
Stryker Corp	SYK US	7/19/2011	20:00	Q2 2011		0.899
Altera Corp	ALTR US	7/19/2011	20:15	Q2 2011		0.639
CSX Corp	CSX US	7/19/2011	Aft-mkt	Q2 2011		0.439
Fidelity National Information Services Inc	FIS US	7/19/2011	Aft-mkt	Q2 2011		0.541
Cintas Corp	CTAS US	7/19/2011	Aft-mkt	Q4 2011		0.434
Johnson & Johnson	JNJ US	7/19/2011		Q2 2011		1.242
Omnicom Group Inc	OMC US	7/19/2011		Q2 2011		0.912
Peabody Energy Corp	BTU US	7/19/2011		Q2 2011		1.045
Intuitive Surgical Inc	ISRG US	7/19/2011		Q2 2011		2.702
Apple Inc	AAPL US	7/19/2011		Q3 2011		5.769
State Street Corp	STT US	7/19/2011		Q2 2011		0.971
KeyCorp	KEY US	7/19/2011		Q2 2011		0.201
Yahoo! Inc	YHOO US	7/19/2011		Q2 2011		0.184
Quest Diagnostics Inc/DE	DGX US	7/20/2011	Bef-mkt	Q2 2011		1.121
BlackRock Inc	BLK US	7/20/2011	Bef-mkt	Q2 2011		2.935
United Technologies Corp	UTX US	7/20/2011	Bef-mkt	Q2 2011		1.414
Northern Trust Corp	NTRS US	7/20/2011	Bef-mkt	Q2 2011		0.687
Johnson Controls Inc	JCI US	7/20/2011	Bef-mkt	Q3 2011		0.53
Host Hotels & Resorts Inc	HST US	7/20/2011	Bef-mkt	Q2 2011		0.291
US Bancorp	USB US	7/20/2011	Bef-mkt	Q2 2011		0.534
Abbott Laboratories	ABT US	7/20/2011	Bef-mkt	Q2 2011		1.111
EMC Corp/Massachusetts	EMC US	7/20/2011	11:00	Q2 2011		0.338
Altria Group Inc	MO US	7/20/2011	11:00	Q2 2011		0.532
St Jude Medical Inc	STJ US	7/20/2011	11:30	Q2 2011		0.838
Qualcomm Inc	QCOM US	7/20/2011	20:00	Q3 2011		0.706
CA Inc	CA US	7/20/2011	20:30	Q1 2012		0.512
E*Trade Financial Corp	ETFC US	7/20/2011	Aft-mkt	Q2 2011		0.164

## Ежедневный обзор

American Express Co	AXP US	7/20/2011	Aft-mkt	Q2 2011		0.981
Noble Corp	NE US	7/20/2011	Aft-mkt	Q2 2011		0.321
SLM Corp	SLM US	7/20/2011	Aft-mkt	Q2 2011		0.411
F5 Networks Inc	FFIV US	7/20/2011		Q3 2011		0.907
Boston Scientific Corp	BSX US	7/20/2011		Q2 2011		0.085
eBay Inc	EBAY US	7/20/2011		Q2 2011		0.462
PNC Financial Services Group Inc	PNC US	7/20/2011		Q2 2011		1.47
Intel Corp	INTC US	7/20/2011		Q2 2011		0.505
Textron Inc	TXT US	7/20/2011		Q2 2011		0.24
Xilinx Inc	XLNX US	7/20/2011		Q1 2012		0.53
Newfield Exploration Co	NFX US	7/21/2011	Bef-mkt	Q2 2011		1.067
Janus Capital Group Inc	JNS US	7/21/2011	Bef-mkt	Q2 2011		0.229
Freeport-McMoRan Copper & Gold Inc	FCX US	7/21/2011	Bef-mkt	Q2 2011		1.383
PPG Industries Inc	PPG US	7/21/2011	Bef-mkt	Q2 2011		2.009
Medco Health Solutions Inc	MHS US	7/21/2011	Bef-mkt	Q2 2011		0.943
Union Pacific Corp	UNP US	7/21/2011	Bef-mkt	Q2 2011		1.577
Goodrich Corp	GR US	7/21/2011	Bef-mkt	Q2 2011		1.318
BB&T Corp	BBT US	7/21/2011	Bef-mkt	Q2 2011		0.43
Huntington Bancshares Inc/OH	HBAN US	7/21/2011	Bef-mkt	Q2 2011		0.148
Laboratory Corp of America Holdings	LH US	7/21/2011	Bef-mkt	Q2 2011		1.609
Snap-On Inc	SNA US	7/21/2011	Bef-mkt	Q2 2011		1.06
Whirlpool Corp	WHR US	7/21/2011	10:00	Q2 2011		2.758
Danaher Corp	DHR US	7/21/2011	10:00	Q2 2011		0.67
Fifth Third Bancorp	FITB US	7/21/2011	10:30	Q2 2011		0.274
Ingersoll-Rand PLC	IR US	7/21/2011	11:00	Q2 2011		0.931
PepsiCo Inc/NC	PEP US	7/21/2011	11:00	Q2 2011		1.206
Morgan Stanley	MS US	7/21/2011	11:15	Q2 2011		-0.597
AT&T Inc	T US	7/21/2011	12:00	Q2 2011		0.599
Sherwin-Williams Co/The	SHW US	7/21/2011	12:00	Q2 2011		1.761
People's United Financial Inc	PBCT US	7/21/2011	20:00	Q2 2011		0.153
Edwards Lifesciences Corp	EW US	7/21/2011	20:00	Q2 2011		0.499
SanDisk Corp	SNDK US	7/21/2011	Aft-mkt	Q2 2011		1.002
Western Digital Corp	WDC US	7/21/2011	Aft-mkt	Q4 2011		0.654
Microsoft Corp	MSFT US	7/21/2011	Aft-mkt	Q4 2011		0.573
Chubb Corp	CB US	7/21/2011	Aft-mkt	Q2 2011		1.007
M&T Bank Corp	MTB US	7/21/2011		Q2 2011		1.57
Philip Morris International Inc	PM US	7/21/2011		Q2 2011		1.215
VF Corp	VFC US	7/21/2011		Q2 2011		1.023
Baxter International Inc	BAX US	7/21/2011		Q2 2011		1.021
Compuware Corp	CPWR US	7/21/2011		Q1 2012		0.08

## Ежедневный обзор

Diamond Offshore Drilling Inc	DO US	7/21/2011		Q2 2011		1.873
Amphenol Corp	APH US	7/21/2011		Q2 2011		0.77
ProLogis Inc	PLD US	7/21/2011		Q2 2011		
Hudson City Bancorp Inc	HCBK US	7/21/2011		Q2 2011		0.185
Safeway Inc	SWY US	7/21/2011		Q2 2011		0.393
Robert Half International Inc	RHI US	7/21/2011		Q2 2011		0.22
Capital One Financial Corp	COF US	7/21/2011		Q2 2011		1.705
Nucor Corp	NUE US	7/21/2011		Q2 2011		0.815
Travelers Cos Inc/The	TRV US	7/21/2011		Q2 2011		-0.628
Advanced Micro Devices Inc	AMD US	7/21/2011		Q2 2011		0.082
SunTrust Banks Inc	STI US	7/22/2011	Bef-mkt	Q2 2011		0.314
Air Products & Chemicals Inc	APD US	7/22/2011	Bef-mkt	Q3 2011		1.457
McDonald's Corp	MCD US	7/22/2011	Bef-mkt	Q2 2011		1.283
Eli Lilly & Co	LLY US	7/22/2011	10:30	Q2 2011		1.161
Dover Corp	DOV US	7/22/2011	11:00	Q2 2011		1.132
Rockwell Collins Inc	COL US	7/22/2011	11:30	Q3 2011		1.038
Honeywell International Inc	HON US	7/22/2011	13:30	Q2 2011		0.981
Xerox Corp	XRX US	7/22/2011		Q2 2011		0.241
General Electric Co	GE US	7/22/2011		Q2 2011		0.325
Schlumberger Ltd	SLB US	7/22/2011		Q2 2011		0.849
Caterpillar Inc	CAT US	7/22/2011		Q2 2011		1.75
FLIR Systems Inc	FLIR US	7/22/2011		Q2 2011		0.39
Ford Motor Co	F US	7/22/2011		Q2 2011		0.604
NextEra Energy Inc	NEE US	7/22/2011		Q2 2011		1.081
CR Bard Inc	BCR US	7/22/2011		Q2 2011		1.571
Verizon Communications Inc	VZ US	7/22/2011		Q2 2011		0.548
Reynolds American Inc	RAI US	7/22/2011		Q2 2011		0.708
Baker Hughes Inc	BHI US	7/25/2011	Bef-mkt	Q2 2011		0.903
Roper Industries Inc	ROP US	7/25/2011	Bef-mkt	Q2 2011		0.991
Eaton Corp	ETN US	7/25/2011	Bef-mkt	Q2 2011		0.95
Netflix Inc	NFLX US	7/25/2011	20:05	Q2 2011		1.12
Texas Instruments Inc	TXN US	7/25/2011	20:30	Q2 2011		0.578
Masco Corp	MAS US	7/25/2011	Aft-mkt	Q2 2011		0.078
Broadcom Corp	BRCM US	7/25/2011	Aft-mkt	Q2 2011		0.397
FMC Technologies Inc	FTI US	7/25/2011	Aft-mkt	Q2 2011		0.382
Plum Creek Timber Co Inc	PCL US	7/25/2011	Aft-mkt	Q2 2011		0.284
Anadarko Petroleum Corp	APC US	7/25/2011	Aft-mkt	Q2 2011		0.905
Lorillard Inc	LO US	7/25/2011		Q2 2011		2.019
Jacobs Engineering Group Inc	JEC US	7/25/2011		Q3 2011		0.698
Range Resources Corp	RRC US	7/25/2011		Q2 2011		0.186

## Ежедневный обзор

Kimberly-Clark Corp	KMB US	7/25/2011		Q2 2011		1.143
Biogen Idec Inc	BIIB US	7/26/2011	Bef-mkt	Q2 2011		1.391
Covidien PLC	COV US	7/26/2011	Bef-mkt	Q3 2011		0.95
Watson Pharmaceuticals Inc	WPI US	7/26/2011	Bef-mkt	Q2 2011		0.986
National Oilwell Varco Inc	NOV US	7/26/2011	Bef-mkt	Q2 2011		1.004
United Parcel Service Inc	UPS US	7/26/2011	Bef-mkt	Q2 2011		1.043
AK Steel Holding Corp	AKS US	7/26/2011	Bef-mkt	Q2 2011		0.493
Simon Property Group Inc	SPG US	7/26/2011	Bef-mkt	Q2 2011		1.583
Western Union Co/The	WU US	7/26/2011	11:00	Q2 2011		0.375
Invesco Ltd	IVZ US	7/26/2011	11:30	Q2 2011		0.428
Illinois Tool Works Inc	ITW US	7/26/2011	12:00	Q2 2011		1.031
Avery Dennison Corp	AVY US	7/26/2011	12:30	Q2 2011		0.877
Total System Services Inc	TSS US	7/26/2011	20:00	Q2 2011		0.268
CH Robinson Worldwide Inc	CHRW US	7/26/2011	20:15	Q2 2011		0.685
Linear Technology Corp	LLTC US	7/26/2011	Aft-mkt	Q4 2011		0.549
QEP Resources Inc	QEP US	7/26/2011	Aft-mkt	Q2 2011		0.329
Amazon.com Inc	AMZN US	7/26/2011	Aft-mkt	Q2 2011		0.333
Norfolk Southern Corp	NSC US	7/26/2011	Aft-mkt	Q2 2011		1.285
Kimco Realty Corp	KIM US	7/26/2011	Aft-mkt	Q2 2011		0.302
Nabors Industries Ltd	NBR US	7/26/2011	Aft-mkt	Q2 2011		0.249
Fiserv Inc	FISV US	7/26/2011	Aft-mkt	Q2 2011		1.083
Juniper Networks Inc	JNPR US	7/26/2011	Aft-mkt	Q2 2011		0.335
ACE Ltd	ACE US	7/26/2011	Aft-mkt	Q2 2011		1.694
United States Steel Corp	X US	7/26/2011		Q2 2011		1.271
Hershey Co/The	HSY US	7/26/2011		Q2 2011		0.542
PACCAR Inc	PCAR US	7/26/2011		Q2 2011		0.683
Sigma-Aldrich Corp	SIAL US	7/26/2011		Q2 2011		0.922
Legg Mason Inc	LM US	7/26/2011		Q1 2012		0.406
Gilead Sciences Inc	GILD US	7/26/2011		Q2 2011		0.991
Electronic Arts Inc	ERTS US	7/26/2011		Q1 2012		-0.452
SUPERVALU Inc	SVU US	7/26/2011		Q1 2012		0.343
Lexmark International Inc	LXK US	7/26/2011		Q2 2011		1.031
Cummins Inc	CMI US	7/26/2011		Q2 2011		1.983
Lockheed Martin Corp	LMT US	7/26/2011		Q2 2011		1.928
T Rowe Price Group Inc	TROW US	7/26/2011		Q2 2011		0.774
Tellabs Inc	TLAB US	7/26/2011		Q2 2011		-0.021
International Game Technology	IGT US	7/26/2011		Q3 2011		0.222
Regions Financial Corp	RF US	7/26/2011		Q2 2011		-0.004
3M Co	MMM US	7/26/2011		Q2 2011		1.593
Valero Energy Corp	VLO US	7/26/2011		Q2 2011		1.515

## Ежедневный обзор

Occidental Petroleum Corp	OXY US	7/26/2011		Q2 2011		2.226
Waters Corp	WAT US	7/26/2011		Q2 2011		1.141
Bemis Co Inc	BMS US	7/27/2011	Bef-mkt	Q2 2011		0.496
MeadWestvaco Corp	MWV US	7/27/2011	Bef-mkt	Q2 2011		0.543
Mylan Inc/PA	MYL US	7/27/2011	Bef-mkt	Q2 2011		0.453
Praxair Inc	PX US	7/27/2011	Bef-mkt	Q2 2011		1.374
Corning Inc	GLW US	7/27/2011	Bef-mkt	Q2 2011		0.472
Moody's Corp	MCO US	7/27/2011	Bef-mkt	Q2 2011		0.58
Ecolab Inc	ECL US	7/27/2011	Bef-mkt	Q2 2011		0.632
Thermo Fisher Scientific Inc	TMO US	7/27/2011	Bef-mkt	Q2 2011		0.976
Hospira Inc	HSP US	7/27/2011	Bef-mkt	Q2 2011		0.793
WellPoint Inc	WLP US	7/27/2011	10:00	Q2 2011		1.781
Aetna Inc	AET US	7/27/2011	10:00	Q2 2011		1.065
Dow Chemical Co/The	DOW US	7/27/2011	10:30	Q2 2011		0.811
Southern Co	SO US	7/27/2011	11:00	Q2 2011		0.64
NASDAQ OMX Group Inc/The	NDAQ US	7/27/2011	11:00	Q2 2011		0.602
Zimmer Holdings Inc	ZMH US	7/27/2011	11:00	Q2 2011		1.187
Ryder System Inc	R US	7/27/2011	12:00	Q2 2011		0.768
ConocoPhillips	COP US	7/27/2011	12:30	Q2 2011		2.265
O'Reilly Automotive Inc	ORLY US	7/27/2011	22:30	Q2 2011		0.955
Cincinnati Financial Corp	CINF US	7/27/2011	Aft-mkt	Q2 2011		-0.618
Express Scripts Inc	ESRX US	7/27/2011	Aft-mkt	Q2 2011		0.714
Whole Foods Market Inc	WFM US	7/27/2011	Aft-mkt	Q3 2011		0.476
AvalonBay Communities Inc	AVB US	7/27/2011	Aft-mkt	Q2 2011		1.123
Equifax Inc	EFX US	7/27/2011	Aft-mkt	Q2 2011		0.598
Visa Inc	V US	7/27/2011	Aft-mkt	Q3 2011		1.226
Owens-Illinois Inc	OI US	7/27/2011	Aft-mkt	Q2 2011		0.61
LSI Corp	LSI US	7/27/2011	Aft-mkt	Q2 2011		0.104
Varian Medical Systems Inc	VAR US	7/27/2011	Aft-mkt	Q3 2011		0.834
Assurant Inc	AIZ US	7/27/2011	Aft-mkt	Q2 2011		0.812
Ameriprise Financial Inc	AMP US	7/27/2011	Aft-mkt	Q2 2011		1.335
Cabot Oil & Gas Corp	COG US	7/27/2011	Aft-mkt	Q2 2011		0.255
Equity Residential	EQR US	7/27/2011	Aft-mkt	Q2 2011		0.604
L-3 Communications Holdings Inc	LLL US	7/27/2011		Q2 2011		2.115
Starbucks Corp	SBUX US	7/27/2011		Q3 2011		0.338
Boeing Co/The	BA US	7/27/2011	Bef-mkt	Q2 2011		0.952
Symantec Corp	SYMC US	7/27/2011		Q1 2012		0.369
Aflac Inc	AFL US	7/27/2011		Q2 2011		1.539
Wyndham Worldwide Corp	WYN US	7/27/2011		Q2 2011		0.559
Hess Corp	HES US	7/27/2011		Q2 2011		2.043

## Ежедневный обзор

Stericycle Inc	SRCL US	7/27/2011	Q2 2011		0.685
BMC Software Inc	BMC US	7/27/2011	Q1 2012		0.676
SCANA Corp	SCG US	7/27/2011	Q2 2011		0.483
Exelon Corp	EXC US	7/27/2011	Q2 2011		0.955
CB Richard Ellis Group Inc	CBG US	7/27/2011	Q2 2011		0.237
Murphy Oil Corp	MUR US	7/27/2011	Q2 2011		1.677
Sealed Air Corp	SEE US	7/27/2011	Q2 2011		0.381
Akamai Technologies Inc	AKAM US	7/27/2011	Q2 2011		0.368
AutoNation Inc	AN US	7/27/2011	Q2 2011		0.455

**Заявление об ограничении ответственности:** Настоящие обзоры подготовлены в информационных целях. Они ни в коем случае не являются и не должны рассматриваться как предложение купить или продать соответствующие ценные бумаги. Информация, содержащаяся в данных обзорах, получена из вызывающих доверия открытых источников. Несмотря на то, что при подготовке обзоров были предприняты необходимые меры для получения достоверной информации, ИК РУСС-ИНВЕСТ не исключает возможность включения в обзор ошибочной информации, предоставленной соответствующими источниками, и не несет за это ответственности. ИК РУСС-ИНВЕСТ, его работники и клиенты могут быть заинтересованы в покупке или продаже ценных бумаг, упомянутых в обзорах.

[www.russ-invest.com](http://www.russ-invest.com)**Москва**

Тел: +7(495) 363-93-80  
 Факс: +7(495) 363-93-90  
 E-mail: [mail@russ-invest.com](mailto:mail@russ-invest.com)  
 Адрес: Москва, 119019, 5-3/12  
 Нащокинский переулоч

**Санкт-Петербург**

Тел: +7(812) 337-55-37  
 Факс: +7(812) 337-55-37  
 E-mail: [spb@russ-invest.com](mailto:spb@russ-invest.com)  
 Адрес: 190002, СПб, Набережная р.  
 Фонтанки, 52

**Самара**

Телефон: +7 (846) 262-75-52  
 Факс: +7 (846) 262-75-52  
 E-mail: [sam@russ-invest.com](mailto:sam@russ-invest.com)  
 Адрес: 443067, Самара, ул. Гагарина,  
 дом 95

© 2007 | ОАО «ИК РУСС-ИНВЕСТ»

Лицензия ФСФР №077-08757-000100 и №077-08755-001000

Лицензия ФСФР №177-06310-100000 и №177-06312-010000

Лицензия ФСФР №906