

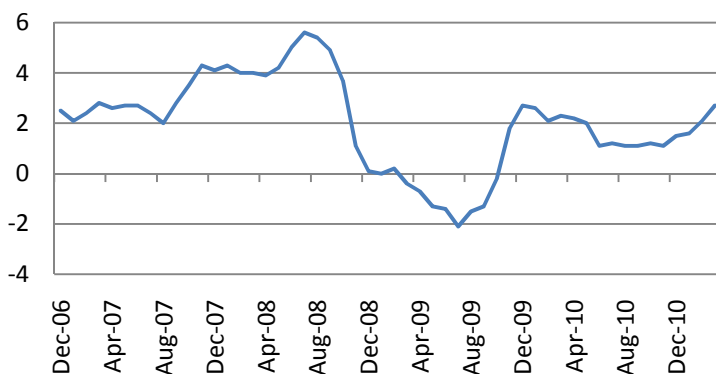
Ежедневный обзор мирового рынка акций

18 апреля 2011 г.

На фондовых биржах США в пятницу преобладал рост котировок. В лидерах были акции электроэнергетического сектора (+1.11%) и сектора здравоохранения (+0.91%). Индекс акций малой капитализации Russell 2000 прибавил 0.91%.

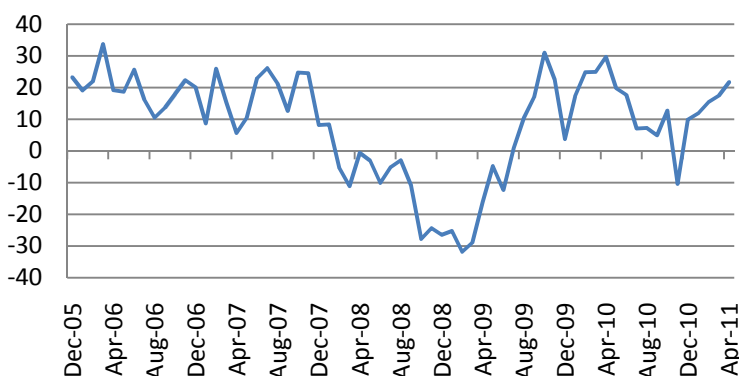
Данные по индексу потребительских цен CPI за март оказались на уровне прогноза – индикатор вырос на 0.5% м/м и 2.7% г/г, совпав с ожиданиями аналитиков. Очищенный от влияния продовольственного и топливного компонента индикатор вырос на 0.1% м/м и 1.2% г/г.

Индекс потребительских цен CPI, г/г, %



Индекс производственной активности Empire State Manufacturing в апреле вырос до 21.7 п. (прогноз – 17 п.).

Индекс производственной активности Empire State Manufacturing

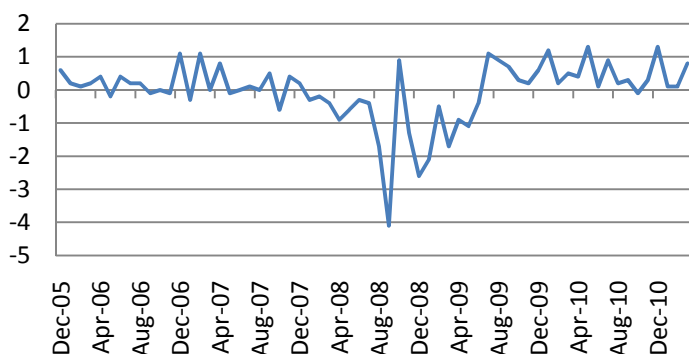


Основные индикаторы рынка		
CDS HY 5Y	444.14	-0.42%
ITX Crossover Euro	267.07	-0.50%
CDS Japan 5Y	86.12	+0.00%
CDS EM 5Y	114.07	+0.06%
CDS Russia 5Y	128.79	+0.45%
US Tsys 10Y	3.63%	-0.05%
US Tsys 5Y	2.30%	-0.01%
Brazil 10Y	4.42%	-0.19%
Germany 10Y	3.24%	+0.01%
EUR/USD	1.4374	-0.39%
USD/JPY	82.92	+0.25%
EUR/GBP	0.8827	+0.13%
Oil Brent	122.88	-0.46%
Gold	1486	+0.00%
Copper	9405	-0.05%
Nickel	26154.5	+1.38%
S&P 500	1316.75	-0.15%
Russell 2000	834.98	+0.91%
Bovespa	66684.21	+0.61%
Topix	839.5	+0.12%
Shanghai Comp	3,045.79	-0.16%
S&P/ASX 300	4,869.90	+0.37%
Sensex 30	19,455.57	+0.35%
Bovespa	66,684.21	+0.61%
DJ Euro Stoxx 50 Fu	2844	-0.07%
CAC Futures	3906	+0.14%
DAX Futures	7192	+0.33%
CBOE Put/Call	0.62	-11.43%
CBOE Buy/Write M	828.77	+0.15%
VIX	15.32	-5.84%
VSTOXX	18.8037	-9.33%

* На 10:00 мск, по данным Bloomberg

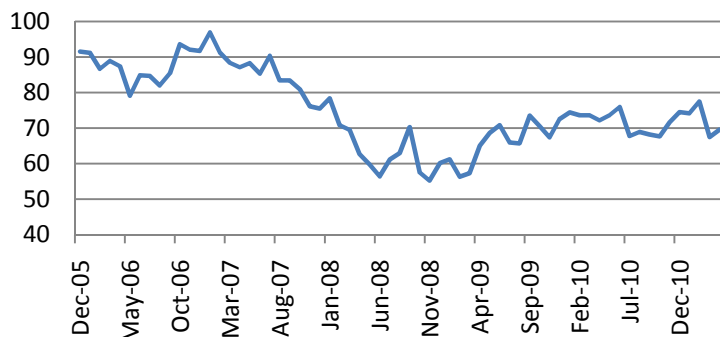
Промышленное производство в марте выросло на 0.8%, выше прогноза 0.6%, а загрузка производственных мощностей увеличилась до 77.4%.

Промышленное производство, %, м/м



Индекс уверенности потребителей Университета Мичиган повысился в апреле до 69.6 п. против прогноза 68.8 п.

Индекс уверенности потребителей Университета Мичиган



В ходе азиатской сессии в первый торговый день недели преобладало снижение котировок. Японские индексы понизились в пределах 0.4%. Корейский KOSPI потерял 0.06%. Индексы шанхайской биржи понизились в пределах 0.9%, гонгконгский HANG SENG потерял 0.13%. Австралийский S&P/ASX 200 прибавил 0.2%.

Фьючерсы на европейские индексы в начале торгового дня незначительно повышаются. Фьючерс на индекс Dow Jones Eurostoxx 50 на 10:00 мск прибавил 0.16%, на DAX – 0.03%. Фьючерс на индекс S&P 500 к закрытию потерял 0.25%.

Сегодня в Европе интерес будут представлять данные по динамике уверенности потребителей за апрель в 13:00.

В США в 18:00 будет опубликована статистика по индексу активности в секторе недвижимости NAHB за апрель.

ФРС выкупит казначейских облигаций на \$1.5-2.5 млрд.

В 18:00 начнется выступление членов ФРС Локхарта и Фишера, в 20:00 – Булларда.

Сезон отчетности в США

Сектор	Опубл.	Всего	Усредн.рост	Сравн. с	Лучше	Хуже
Всего	497	500	101	5.57%	357	136
Нефть и Газ	38	38	13	8.23%	28	10
Горнодобыча	26	26	5	10.66%	19	7
Промышленность	73	73	12	4.84%	49	23
Потр.товары	52	54	15	-1.20%	37	15
Здравохранение	46	46	4	3.93%	38	8
Потр.услуги	73	74	8	4.92%	56	15
Телеком	9	9	4	-0.57%	2	6
ЖКХ	34	34	15	0.18%	14	20
Финансовые	85	85	16	6.17%	61	24
Технологии	61	61	9	9.57%	53	8

Наиболее активные акции в США*		
FIRST SOLAR INC	137.53	-4.97%
BEST BUY CO INC	28.85	-4.63%
LEXMARK INTL-A	35.59	-3.76%
BANK OF AMERICA	12.82	-3.39%
RADIOSHACK CORP	15.8	-3.30%
URBAN OUTFITTER	30.64	-3.28%
DELL INC	14.92	-3.24%
GOLDMAN SACHS G	155.13	-3.15%
IRON MOUNTAIN	34.53	+4.76%
ALLEGHENY TECH	67.41	+5.03%
NABORS INDS LTD	31.34	+5.31%
NVIDIA CORP	18.71	+5.35%
MATTEL INC	26.8	+5.39%
EL PASO CORP	18.28	+5.66%
SUPERVALU INC	10.62	+16.96%

Подиндекс		
S&P 500	Изм.	
CONSDISCR	310.19	+0.45%
CONSSTAPLE	318.65	+2.05%
ENERGY	573.05	-3.06%
FINANCIALS	217.27	-2.00%
HEALTHCARE	392.28	+1.65%
INDUSTRIALS	321.54	-0.76%
INFOTECH	411.03	-1.08%
MATERIALS	245.01	-2.26%
TELECOMSERV	132.27	+0.05%
UTILITIES	163.02	+0.34%

Ежедневный обзор

Сезон отчетности в Европе

Сектор	Опубл.	Всего	Усредн.рост	Сравн. с	Лучше	Хуже
Всего	323	323	18.29%	3.81%	174	123
Нефть и Газ	22	22	16.62%	-6.08%	12	10
Горнодобыча	33	33	42.23%	9.86%	18	13
Промышленность	57	57	160.02%	-14.55%	29	24
Потр.товары	34	34	136.17%	27.39%	19	12
Здравохранение	24	24	-3.98%	19.47%	16	8
Потр.услуги	29	29	76.21%	4.84%	15	10
Телеком	16	16	-7.48%	3.17%	11	4
ЖКХ	17	17	-53.88%	-31.45%	7	8
Финансовые	75	75	-0.51%	8.77%	37	28
Технологии	16	16	55.11%	9.61%	10	6

Календарь макроэкономической статистики*						
Время, GMT	Страна	Данные	Период	Прогноз	Значение	Прошл.
04/18/2011 02:00	CH	China March Property Prices				
04/18/2011 09:00	EC	Bank Of Greece holds General Shareholders				
04/18/2011 10:00	EC	Bundesbank Releases Monthly Report				
04/18/2011 13:30	EC	ECB Calls for Bids in 7-Day Main Refinancing				
04/18/2011 14:00	EC	Euro-Zone Consumer Confidence	APR A	-11	--	-10.6
04/18/2011 14:00	US	Fed's Fisher, Lockhart to Discuss				
04/18/2011 14:00	US	NAHB Housing Market Index	APR	17	--	17
04/18/2011 15:00	US	U.S. Fed to Purchase USD1.5-2.5 Bln				
04/18/2011 15:30	US	U.S. to Sell USD30 Bln 3-Month Bills				
04/18/2011 15:30	US	U.S. to Sell USD28 Bln 6-Month Bills				
04/18/2011 16:00	US	Fed's Bullard to Speak on Banking Rules in				
04/18/2011 16:30	US	Fed's Fisher to Speak on U.S. Economic				
18-22 APR	CH	Actual FDI (YoY)	MAR	--	--	32.20%
04/19/2011 02:30	CH	HSBC Flash China Manufacturing	APR	--	--	51.8
04/19/2011 05:00	JN	Consumer Confidence	MAR	--	--	--
04/19/2011 06:00	JN	Machine Tool Orders (YoY)	MAR F	--	--	49.50%
04/19/2011 06:00	EC	EU 25 New Car Registrations	MAR	--	--	0.90%
04/19/2011 07:30	GE	PMI Manufacturing	APR A	60	--	60.9

Ежедневный обзор

04/19/2011 07:30	GE	PMI Services	APR A	59.8	--	60.1
04/19/2011 08:00	EC	PMI Composite	APR A	57	--	57.6
04/19/2011 08:00	EC	Euro-Zone Current Account nsa	FEB	--	--	-19.6B
04/19/2011 08:00	EC	ECB Euro-Zone Current Account SA	FEB	--	--	-0.7B
04/19/2011 08:00	EC	PMI Manufacturing	APR A	57	--	57.5
04/19/2011 08:00	EC	PMI Services	APR A	56.9	--	57.2
04/19/2011 09:00	EC	Construction Output SA MoM	FEB	--	--	1.80%
04/19/2011 09:00	EC	Construction Output WDA YoY	FEB	--	--	-4.50%
04/19/2011 09:15	EC	ECB Announces Allotment in 7-Day Main				
04/19/2011 12:30	US	Building Permits MOM%	MAR	1.10%	--	-8.20%
04/19/2011 12:30	US	Housing Starts MOM%	MAR	8.60%	--	-22.50%
04/19/2011 12:30	US	Building Permits	MAR	540K	--	517K
04/19/2011 12:30	US	Housing Starts	MAR	520K	--	479K
04/19/2011 15:00	US	U.S. Fed to Purchase USD5-7 Bln				
04/19/2011 15:30	US	U.S. to Sell 4-Week Bills				
04/19/2011 20:30	US	API U.S. Crude Oil Inventories	15-Apr	--	--	1187K
04/19/2011 20:30	US	API Cushing Crude OK Inventory	15-Apr	--	--	-107K
04/19/2011 20:30	US	API U.S. Distillate Inventory	15-Apr	--	--	-3686K
04/19/2011 20:30	US	API U.S. Gasoline Inventories	15-Apr	--	--	-4598K
04/19/2011 23:50	JN	Tertiary Industry Index (MoM)	FEB	0.10%	--	2.10%
04/19/2011 23:50	JN	Merchnds Trade Balance Total	MAR	¥645.4B	--	¥654.1B
04/19/2011 23:50	JN	Adjusted Merchnds Trade Bal.	MAR	¥327.5B	--	¥556.0B
04/19/2011 23:50	JN	Merchnds Trade Exports YoY	MAR	-1.1	--	9
04/19/2011 23:50	JN	Merchnds Trade Imports YoY	MAR	5.9	--	9.9
04/20/2011 02:00	CH	Conference Board China February Leading				
04/20/2011 06:00	GE	Producer Prices (MoM)	MAR	0.80%	--	0.70%
04/20/2011 06:00	GE	Producer Prices (YoY)	MAR	6.60%	--	6.40%
04/20/2011 08:30	UK	Bank of England Minutes				
04/20/2011 11:00	US	MBA Mortgage Applications	15-Apr	--	--	-6.70%
04/20/2011 14:00	US	Existing Home Sales MoM	MAR	2.50%	--	-9.60%
04/20/2011 14:00	US	Existing Home Sales	MAR	5.00M	--	4.88M
04/20/2011 14:30	US	DOE U.S. Crude Oil Inventories	15-Apr	--	--	1627K
04/20/2011 14:30	US	DOE Cushing OK Crude Inventory	15-Apr	--	--	26K
04/20/2011 14:30	US	DOE U.S. Distillate Inventory	15-Apr	--	--	-2681K
04/20/2011 14:30	US	DOE U.S. Gasoline Inventories	15-Apr	--	--	-7000K
04/20/2011 14:30	US	DOE U.S. Refinery Utilization	15-Apr	--	--	-3.00%
04/20/2011 14:30	US	DOE Crude Oil Implied Demand	15-Apr	--	--	13974
04/20/2011 14:30	US	DOE Distillate Implied Demand	15-Apr	--	--	4538
04/20/2011 14:30	US	DOE Gasoline Implied Demand	15-Apr	--	--	9463.4
04/20/2011 15:00	US	U.S. Fed to Purchase USD1-2 Bln TIPS				
04/20/2011 23:50	JN	Japan Buying Foreign Bonds	15-Apr	--	--	¥176.5B
04/20/2011 23:50	JN	Japan Buying Foreign Stocks	15-Apr	--	--	-¥161.0B
04/20/2011 23:50	JN	Foreign Buying Japan Bonds	15-Apr	--	--	-¥445.4B

Ежедневный обзор

04/20/2011 23:50	JN	Foreign Buying Japan Stocks	15-Apr	--	--	¥389.5B
20-22 APR	JN	Supermarket Sales (YoY)	MAR	--	--	0.60%
04/21/2011 05:00	JN	Coincident Index CI	FEB F	--	--	106.3
04/21/2011 05:00	JN	Leading Index CI	FEB F	--	--	104.2
04/21/2011 08:00	GE	IFO - Business Climate	APR	110.5	--	111.1
04/21/2011 08:00	GE	IFO - Current Assessment	APR	115.5	--	115.8
04/21/2011 08:00	GE	IFO - Expectations	APR	105.5	--	106.5
04/21/2011 08:30	UK	Public Finances (PSNCR)	MAR	14.0B	--	7.0B
04/21/2011 08:30	UK	PSNB ex Interventions	MAR	20.0B	--	11.8B
04/21/2011 08:30	UK	Public Sector Net Borrowing	MAR	18.7B	--	10.3B
04/21/2011 08:30	UK	Retail Sales Ex Auto Fuel(MoM)	MAR	-0.40%	--	-1.00%
04/21/2011 08:30	UK	Retail Sales Ex Auto Fuel(YoY)	MAR	0.80%	--	1.20%
04/21/2011 08:30	UK	Retail Sales w/Auto Fuel (MoM)	MAR	-0.50%	--	-0.80%
04/21/2011 08:30	UK	Retail Sales w/Auto Fuel (YoY)	MAR	1.00%	--	1.30%
04/21/2011 12:30	US	Initial Jobless Claims	16-Apr	393K	--	412K
04/21/2011 12:30	US	Continuing Claims	9-Apr	3678K	--	3680K
04/21/2011 13:30	EC	ECB Calls for Bids in 7-Day Main Refinancing				
04/21/2011 13:45	US	Bloomberg Economic Expectations	APR	--	--	-8
04/21/2011 13:45	US	Bloomberg Consumer Comfort	17-Apr	--	--	-43
04/21/2011 14:00	US	House Price Index MoM	FEB	-0.20%	--	-0.30%
04/21/2011 14:00	US	Leading Indicators	MAR	0.30%	--	0.80%
04/21/2011 14:00	US	Philadelphia Fed.	APR	36	--	43.4
04/21/2011 14:30	US	EIA Natural Gas Storage Change	15-Apr	--	--	28
04/21/2011 15:30	US	U.S. to Sell USD14 Bln 5-Year TIPS				
04/21/2011 17:00	US	Baker Hughes U.S. Rig Count	21-Apr	--	--	1772
04/21/2011 20:00	US	RPX Composite 28dy YoY	FEB	--	--	-3.39%
04/21/2011 20:00	US	RPX Composite 28dy Index	28-Feb	--	--	179.5
21-28 APR	JN	Convenience Store Sales YoY	MAR	--	--	--
04/24/2011 23:50	JN	Corp Service Price Index (YoY)	MAR	--	--	-1.00%
04/25/2011 14:00	US	New Home Sales MoM	MAR	10.00%	--	-16.90%
04/25/2011 14:00	US	New Home Sales	MAR	275K	--	250K
04/25/2011 14:30	US	Dallas Fed Manf. Activity	APR	--	--	11.5
04/25/2011 15:00	US	U.S. Fed to Purchase USD6-8 Bln				
04/25/2011 15:30	US	U.S. to Sell 3-Month Bills				
04/25/2011 15:30	US	U.S. to Sell 6-Month Bills				
25-28 APR	CH	Leading Index	MAR	--	--	101.05
04/26/2011 09:00	EC	Euro-Zone Govt Debt/GDP Ratio	2010	--	--	79.20%
04/26/2011 09:15	EC	ECB Announces Allotment in 7-Day Main				
04/26/2011 10:00	UK	CBI Business Optimism	APR	--	--	7
04/26/2011 10:00	UK	CBI Trends Total Orders	APR	--	--	5
04/26/2011 10:00	UK	CBI Trends Selling Prices	APR	--	--	33
04/26/2011 12:00	EC	ECB's Gonzalez-Paramo Speaks in Cordoba,				
04/26/2011 13:00	US	S&P/CaseShiller Home Price Ind	FEB	--	--	140.86

Ежедневный обзор

04/26/2011 13:00	US	S&P/CS 20 City MoM% SA	FEB	--	--	-0.22%
04/26/2011 13:00	US	S&P/CS Composite-20 YoY	FEB	--	--	-3.06%
04/26/2011 13:30	EC	ECB Calls for Bids in 3-Month Tender				
04/26/2011 14:00	US	Consumer Confidence	APR	64	--	63.4
04/26/2011 14:00	US	Richmond Fed Manufact. Index	APR	--	--	20
04/26/2011 15:00	US	U.S. Fed to Purchase USD1.5-2.5 Bln				
04/26/2011 15:30	US	U.S. to Sell 4-Week Bills				
04/26/2011 17:00	US	U.S. to Sell 2-Year Notes				
04/26/2011 20:30	US	API U.S. Crude Oil Inventories	22-Apr	--	--	1187K
04/26/2011 20:30	US	API Cushing Crude OK Inventory	22-Apr	--	--	--
04/26/2011 20:30	US	API U.S. Distillate Inventory	22-Apr	--	--	-3686K
04/26/2011 20:30	US	API U.S. Gasoline Inventories	22-Apr	--	--	-4598K
04/26/2011 23:50	JN	Retail Trade YoY	MAR	--	--	0.10%
04/26/2011 23:50	JN	Retail Trade MoM SA	MAR	--	--	0.80%
04/26/2011 23:50	JN	Large Retailers' Sales	MAR	--	--	0.50%
26-29 APR	UK	Nat'wide House prices sa (MoM)	APR	--	--	0.50%
26-29 APR	UK	Nat'wide House prices nsa(YoY)	APR	--	--	0.10%
04/27/2011 01:00	JN	Small Business Confidence	APR	--	--	49.5
04/27/2011 02:00	CH	Industrial Profits YTD YoY	MAR	--	--	34.30%
04/27/2011 06:00	GE	GfK Consumer Confidence Survey	MAY	--	--	5.9
04/27/2011 08:00	EC	ECB Publishes its Bank Lending Survey				
04/27/2011 08:30	UK	GDP (QoQ)	1Q A	--	--	-0.50%
04/27/2011 08:30	UK	GDP (YoY)	1Q A	--	--	1.50%
04/27/2011 08:30	UK	Index of Services (3mth/3mth)	FEB	--	--	-0.50%
04/27/2011 08:30	UK	Index of Services (MoM)	FEB	--	--	1.30%
04/27/2011 08:30	UK	BBA Loans for House Purchase	MAR	--	--	29923
04/27/2011 09:00	EC	Industrial New Orders NSA (YoY)	FEB	--	--	20.90%
04/27/2011 09:00	EC	Industrial New Orders SA (MoM)	FEB	--	--	0.10%
04/27/2011 09:15	EC	ECB Announces Allotment in 3-Month				
04/27/2011 11:00	US	MBA Mortgage Applications	22-Apr	--	--	--
04/27/2011 12:30	US	Cap Goods Orders Nondef Ex Air	MAR	--	--	-1.30%
04/27/2011 12:30	US	Cap Goods Ship Nondef Ex Air	MAR	--	--	0.80%
04/27/2011 12:30	US	Durable Goods Orders	MAR	2.00%	--	-0.90%
04/27/2011 12:30	US	Durables Ex Transportation	MAR	2.10%	--	-0.60%
04/27/2011 14:30	US	DOE U.S. Crude Oil Inventories	22-Apr	--	--	--
04/27/2011 14:30	US	DOE Cushing OK Crude Inventory	22-Apr	--	--	--
04/27/2011 14:30	US	DOE U.S. Distillate Inventory	22-Apr	--	--	--
04/27/2011 14:30	US	DOE U.S. Gasoline Inventories	22-Apr	--	--	-7000K
04/27/2011 14:30	US	DOE U.S. Refinery Utilization	22-Apr	--	--	--
04/27/2011 14:30	US	DOE Crude Oil Implied Demand	22-Apr	--	--	--
04/27/2011 14:30	US	DOE Distillate Implied Demand	22-Apr	--	--	--
04/27/2011 14:30	US	DOE Gasoline Implied Demand	22-Apr	--	--	--
04/27/2011 16:30	US	FOMC Rate Decision	27-Apr	--	--	0.25%

Ежедневный обзор

04/27/2011 17:00	US	U.S. to Sell 5-Year Notes				
04/27/2011 18:15	US	Bernanke Speaks at Fed Press Conference				
04/27/2011 23:01	UK	GfK Consumer Confidence Survey	APR	--	--	-28
04/27/2011 23:30	JN	Job-To-Applicant Ratio	MAR	--	--	0.62
04/27/2011 23:30	JN	Overall Hhold Spending (YoY)	MAR	--	--	-0.20%
04/27/2011 23:30	JN	Jobless Rate	MAR	--	--	4.60%
04/27/2011 23:30	JN	Tokyo CPI YoY	APR	--	--	-0.30%
04/27/2011 23:30	JN	Tokyo CPI Ex-Fresh Food YoY	APR	--	--	-0.30%
04/27/2011 23:30	JN	Tokyo CPI Ex Food, Energy YoY	APR	--	--	-0.30%
04/27/2011 23:30	JN	Natl CPI YoY	MAR	--	--	0.00%
04/27/2011 23:30	JN	Natl CPI Ex-Fresh Food YoY	MAR	--	--	-0.30%
04/27/2011 23:30	JN	Natl CPI Ex Food, Energy YoY	MAR	--	--	-0.60%
04/27/2011 23:50	JN	Industrial Production (MoM)	MAR P	--	--	1.80%
04/27/2011 23:50	JN	Industrial Production YOY%	MAR P	--	--	2.90%
04/27/2011 23:50	JN	Japan Buying Foreign Bonds	22-Apr	--	--	--
04/27/2011 23:50	JN	Japan Buying Foreign Stocks	22-Apr	--	--	--
04/27/2011 23:50	JN	Foreign Buying Japan Bonds	22-Apr	--	--	--
04/27/2011 23:50	JN	Foreign Buying Japan Stocks	22-Apr	--	--	--
04/27/2011	GE	Consumer Price Index (MoM)	APR P	--	--	0.50%
04/27/2011	GE	Consumer Price Index (YoY)	APR P	--	--	2.10%
04/28/2011 04:00	JN	Vehicle Production (YoY)	MAR	--	--	-5.50%
04/28/2011 05:00	JN	Housing Starts (YoY)	MAR	--	--	10.10%
04/28/2011 05:00	JN	Annualized Housing Starts	MAR	--	--	0.872M
04/28/2011 05:00	JN	Construction Orders (YoY)	MAR	--	--	19.50%
04/28/2011 07:55	GE	Unemployment Change (000's)	APR	--	--	-55K
04/28/2011 07:55	GE	Unemployment Rate (s.a)	APR	--	--	7.10%
04/28/2011 12:30	US	Chicago Fed Nat Activity Index	MAR	--	--	-0.04
04/28/2011 12:30	US	GDP QoQ (Annualized)	1Q A	1.80%	--	3.10%
04/28/2011 12:30	US	GDP Price Index	1Q A	2.40%	--	0.40%
04/28/2011 12:30	US	Core PCE QoQ	1Q A	1.50%	--	0.40%
04/28/2011 12:30	US	Personal Consumption	1Q A	--	--	4.00%
04/28/2011 12:30	US	Initial Jobless Claims	23-Apr	--	--	--
04/28/2011 12:30	US	Continuing Claims	16-Apr	--	--	--
04/28/2011 12:30	US	Fed's Williams Speaks at Community Affairs				
04/28/2011 13:45	US	Bloomberg Consumer Comfort	24-Apr	--	--	--
04/28/2011 14:00	US	Pending Home Sales MoM	MAR	0.40%	--	2.10%
04/28/2011 14:00	US	Pending Home Sales YoY	MAR	--	--	-9.30%
04/28/2011 14:30	US	EIA Natural Gas Storage Change	22-Apr	--	--	--
04/28/2011 15:00	US	U.S. Fed to Purchase USD5-7 Bln				
04/28/2011 17:00	US	U.S. to Sell 7-Year Notes				
04/28/2011	JN	BOJ Target Rate	28-Apr	--	--	0.10%
04/29/2011 01:35	CH	MNI Business Condition Survey	APR	--	--	69.33
04/29/2011 08:00	EC	Euro-Zone M3 s.a. 3 mth ave.	MAR	--	--	1.70%

Ежедневный обзор

04/29/2011 08:00	EC	Euro-Zone M3 s.a. (YoY)	MAR	--	--	2.00%
04/29/2011 09:00	EC	Euro-Zone CPI Estimate (YoY)	APR	--	--	2.60%
04/29/2011 09:00	EC	Business Climate Indicator	APR	--	--	1.41
04/29/2011 09:00	EC	Euro-Zone Consumer Confidence	APR F	--	--	--
04/29/2011 09:00	EC	Euro-Zone Economic Confidence	APR	--	--	107.3
04/29/2011 09:00	EC	Euro-Zone Indust. Confidence	APR	--	--	6.6
04/29/2011 09:00	EC	Euro-zone Services Confidence	APR	--	--	10.8
04/29/2011 09:00	EC	Euro-Zone Unemployment Rate	MAR	--	--	9.90%
04/29/2011 12:30	US	Employment Cost Index	1Q	0.60%	--	0.40%
04/29/2011 12:30	US	PCE Core (MoM)	MAR	0.10%	--	0.20%
04/29/2011 12:30	US	Personal Spending	MAR	0.50%	--	0.70%
04/29/2011 12:30	US	PCE Core (YoY)	MAR	--	--	0.90%
04/29/2011 12:30	US	PCE Deflator (YoY)	MAR	--	--	1.60%
04/29/2011 12:30	US	Personal Income	MAR	0.40%	--	0.30%
04/29/2011 13:45	US	Chicago Purchasing Manager	APR	69.6	--	70.6
04/29/2011 13:55	US	U. of Michigan Confidence	APR F	--	--	69.6
04/29/2011 14:00	US	Annual Revisions: Retail Sales				
04/29/2011 14:00	US	NAPM-Milwaukee	APR	--	--	66
04/29/2011 15:00	US	U.S. Fed to Purchase USD5-7 Bln				
04/29/2011 16:30	US	Bernanke Speaks at Fed Community-Affairs				

Календарь отчетности компаний индекса S&P 500

Company Name	Company	Date	Time	Actual	Estimate	Surprise
Halliburton Co	HAL US	4/18/2011	Bef-mkt		0.602	
Citigroup Inc	C US	4/18/2011	12:00		0.094	
Zions Bancorporation	ZION US	4/18/2011	Aft-mkt		-0.17	
Eli Lilly & Co	LLY US	4/18/2011			1.168	
KeyCorp	KEY US	4/18/2011			0.142	
Eli Lilly & Co	LLY US	4/18/2011	10:30		1.171	
Halliburton Co	HAL US	4/18/2011	10:57		0.58	
KeyCorp	KEY US	4/18/2011	11:30		0.141	
M&T Bank Corp	MTB US	4/18/2011	11:46		1.412	
Citigroup Inc	C US	4/18/2011	12:00		0.091	
WW Grainger Inc	GWW US	4/18/2011	12:01		1.796	
Gannett Co Inc	GCI US	4/18/2011	12:22		0.413	
Zions Bancorporation	ZION US	4/18/2011	20:10		-0.149	
Texas Instruments Inc	TXN US	4/18/2011	20:30		0.581	

Ежедневный обзор

Comerica Inc	CMA US	4/19/2011	Bef-mkt	0.476
Northern Trust Corp	NTRS US	4/19/2011	Bef-mkt	0.65
Forest Laboratories Inc	FRX US	4/19/2011	Bef-mkt	1.083
Harley-Davidson Inc	HOG US	4/19/2011	Bef-mkt	0.548
US Bancorp	USB US	4/19/2011	Bef-mkt	0.487
Bank of New York Mellon Corp/The	BK US	4/19/2011	10:30	0.567
Goldman Sachs Group Inc/The	GS US	4/19/2011	12:00	0.812
Stryker Corp	SYK US	4/19/2011	20:00	0.896
International Business Machines	IBM US	4/19/2011	20:30	2.297
CSX Corp	CSX US	4/19/2011	Aft-mkt	1.041
Juniper Networks Inc	JNPR US	4/19/2011	Aft-mkt	0.318
Intel Corp	INTC US	4/19/2011	Aft-mkt	0.465
Linear Technology Corp	LLTC US	4/19/2011	Aft-mkt	0.552
PACCAR Inc	PCAR US	4/19/2011		0.489
Omnicom Group Inc	OMC US	4/19/2011		0.59
Yahoo! Inc	YHOO US	4/19/2011		0.158
Peabody Energy Corp	BTU US	4/19/2011		0.596
Hudson City Bancorp Inc	HCBK US	4/19/2011		0.176
State Street Corp	STT US	4/19/2011		0.862
Intuitive Surgical Inc	ISRG US	4/19/2011		2.495
Wynn Resorts Ltd	WYNN	4/19/2011		0.732
Regions Financial Corp	RF US	4/19/2011		-0.097
Johnson & Johnson	JNJ US	4/19/2011		1.254
ProLogis	PLD US	4/20/2011	Bef-mkt	0.149
Freeport-McMoRan Copper & Gold	FCX US	4/20/2011	Bef-mkt	1.26
Quest Diagnostics Inc/DE	DGX US	4/20/2011	Bef-mkt	0.999
Eaton Corp	ETN US	4/20/2011	Bef-mkt	0.803
Abbott Laboratories	ABT US	4/20/2011	Bef-mkt	0.903
United Technologies Corp	UTX US	4/20/2011	Bef-mkt	1.067
Huntington Bancshares Inc/OH	HBAN US	4/20/2011	Bef-mkt	0.117
NASDAQ OMX Group Inc/The	NDAQ US	4/20/2011	11:00	0.606
Altria Group Inc	MO US	4/20/2011	11:00	0.44
EMC Corp/Massachusetts	EMC US	4/20/2011	11:00	0.31
St Jude Medical Inc	STJ US	4/20/2011	11:30	0.781
Wells Fargo & Co	WFC US	4/20/2011	12:00	0.668
AT&T Inc	T US	4/20/2011	12:00	0.572

Ежедневный обзор

QUALCOMM Inc	QCOM	4/20/2011	20:00	0.803
Gilead Sciences Inc	GILD US	4/20/2011	20:05	0.97
People's United Financial Inc	PBCT US	4/20/2011	20:10	0.117
Marriott International Inc/DE	MAR US	4/20/2011	21:00	0.273
Edwards Lifesciences Corp	EW US	4/20/2011	21:00	0.418
E*Trade Financial Corp	ETFC US	4/20/2011	Aft-mkt	0.12
Boston Scientific Corp	BSX US	4/20/2011	Aft-mkt	0.053
Noble Corp	NE US	4/20/2011	Aft-mkt	0.178
American Express Co	AXP US	4/20/2011	Aft-mkt	0.91
Yum! Brands Inc	YUM US	4/20/2011	Aft-mkt	0.642
Amgen Inc	AMGN	4/20/2011	Aft-mkt	1.291
SLM Corp	SLM US	4/20/2011	Aft-mkt	0.409
Apple Inc	AAPL US	4/20/2011	Aft-mkt	5.354
Western Digital Corp	WDC US	4/20/2011	Aft-mkt	0.662
Textron Inc	TXT US	4/20/2011		0.165
Marshall & Ilsley Corp	MI US	4/20/2011		-0.168
Amphenol Corp	APH US	4/20/2011		0.715
Union Pacific Corp	UNP US	4/20/2011		1.307
F5 Networks Inc	FFIV US	4/20/2011		0.855
PPG Industries Inc	PPG US	4/21/2011	Bef-mkt	1.293
Snap-On Inc	SNA US	4/21/2011	Bef-mkt	0.89
Biogen Idec Inc	BIIB US	4/21/2011	Bef-mkt	1.412
First Horizon National Corp	FHN US	4/21/2011	Bef-mkt	0.039
UnitedHealth Group Inc	UNH US	4/21/2011	Bef-mkt	0.871
Honeywell International Inc	HON US	4/21/2011	Bef-mkt	0.82
Air Products & Chemicals Inc	APD US	4/21/2011	Bef-mkt	1.391
Laboratory Corp of America	LH US	4/21/2011	Bef-mkt	1.459
Janus Capital Group Inc	JNS US	4/21/2011	Bef-mkt	0.201
Goodrich Corp	GR US	4/21/2011	Bef-mkt	1.25
BlackRock Inc	BLK US	4/21/2011	Bef-mkt	2.753
Sherwin-Williams Co/The	SHW US	4/21/2011	Bef-mkt	0.527
Newmont Mining Corp	NEM US	4/21/2011	Bef-mkt	0.998
BB&T Corp	BBT US	4/21/2011	Bef-mkt	0.304
McDonald's Corp	MCD US	4/21/2011	Bef-mkt	1.133
Schlumberger Ltd	SLB US	4/21/2011	9:00	0.758
General Electric Co	GE US	4/21/2011	Bef-mkt	0.281

Ежедневный обзор

Covidien PLC	COV US	4/21/2011	Bef-mkt	0.887
L-3 Communications Holdings Inc	LLL US	4/21/2011	Bef-mkt	1.823
El du Pont de Nemours & Co	DD US	4/21/2011	10:00	1.369
Danaher Corp	DHR US	4/21/2011	10:00	0.569
Fifth Third Bancorp	FITB US	4/21/2011	10:30	0.258
Philip Morris International Inc	PM US	4/21/2011	11:00	1.04
Xerox Corp	XRX US	4/21/2011	11:00	0.215
Dover Corp	DOV US	4/21/2011	11:00	0.884
Ingersoll-Rand PLC	IR US	4/21/2011	11:00	0.325
Morgan Stanley	MS US	4/21/2011	11:15	0.366
Rockwell Collins Inc	COL US	4/21/2011	11:30	0.958
Verizon Communications Inc	VZ US	4/21/2011	11:30	0.506
Robert Half International Inc	RHI US	4/21/2011	20:00	0.168
Capital One Financial Corp	COF US	4/21/2011	20:05	1.526
Chubb Corp	CB US	4/21/2011	Aft-mkt	1.21
CR Bard Inc	BCR US	4/21/2011	Aft-mkt	1.463
SanDisk Corp	SNDK US	4/21/2011	Aft-mkt	0.993
Massey Energy Co	MEE US	4/21/2011		0.578
Diamond Offshore Drilling Inc	DO US	4/21/2011		1.419
Travelers Cos Inc/The	TRV US	4/21/2011		1.539
T Rowe Price Group Inc	TROW US	4/21/2011		0.75
Reynolds American Inc	RAI US	4/21/2011		0.582
SunTrust Banks Inc	STI US	4/21/2011		0.109
Advanced Micro Devices Inc	AMD US	4/21/2011		0.055
Baxter International Inc	BAX US	4/21/2011		0.932
International Game Technology	IGT US	4/21/2011		0.206
PNC Financial Services Group Inc	PNC US	4/21/2011		1.368
Nucor Corp	NUE US	4/21/2011		0.356
Southwest Airlines Co	LUV US	4/21/2011		0.032
American Electric Power Co Inc	AEP US	4/21/2011		0.796
Newfield Exploration Co	NFX US	4/21/2011		0.931
Netflix Inc	NFLX US	4/25/2011	20:05	1.065
Express Scripts Inc	ESRX US	4/25/2011	Aft-mkt	0.692
Ameriprise Financial Inc	AMP US	4/25/2011	Aft-mkt	1.336
Plum Creek Timber Co Inc	PCL US	4/25/2011	Aft-mkt	0.238
Masco Corp	MAS US	4/25/2011	Aft-mkt	-0.031

Ежедневный обзор

RadioShack Corp	RSH US	4/25/2011		0.354
Kimberly-Clark Corp	KMB US	4/25/2011		1.175
Jacobs Engineering Group Inc	JEC US	4/25/2011		0.623
Johnson Controls Inc	JCI US	4/25/2011		0.553
Coca-Cola Co/The	KO US	4/26/2011	Bef-mkt	0.869
Roper Industries Inc	ROP US	4/26/2011	Bef-mkt	0.869
Coach Inc	COH US	4/26/2011	Bef-mkt	0.602
AK Steel Holding Corp	AKS US	4/26/2011	Bef-mkt	-0.006
Hospira Inc	HSP US	4/26/2011	Bef-mkt	0.763
United Parcel Service Inc	UPS US	4/26/2011	Bef-mkt	0.847
Ecolab Inc	ECL US	4/26/2011	Bef-mkt	0.439
Tellabs Inc	TLAB US	4/26/2011	11:00	-0.031
Ryder System Inc	R US	4/26/2011	12:00	0.444
Illinois Tool Works Inc	ITW US	4/26/2011	12:00	0.836
McGraw-Hill Cos Inc/The	MHP US	4/26/2011	12:30	0.373
Total System Services Inc	TSS US	4/26/2011	20:00	0.252
Western Union Co/The	WU US	4/26/2011	20:00	0.342
CH Robinson Worldwide Inc	CHRW US	4/26/2011	20:15	0.597
Altera Corp	ALTR US	4/26/2011	20:15	0.643
Becton Dickinson and Co	BDX US	4/26/2011	Aft-mkt	1.303
Broadcom Corp	BRCM US	4/26/2011	Aft-mkt	0.35
Stanley Black & Decker Inc	SWK US	4/26/2011	Aft-mkt	0.997
QEP Resources Inc	QEP US	4/26/2011	Aft-mkt	0.294
Amazon.com Inc	AMZN US	4/26/2011	Aft-mkt	0.61
Nabors Industries Ltd	NBR US	4/26/2011	Aft-mkt	0.341
Torchmark Corp	TMK US	4/26/2011	Aft-mkt	1.639
Life Technologies Corp	LIFE US	4/26/2011	Aft-mkt	0.853
FMC Technologies Inc	FTI US	4/26/2011	Aft-mkt	0.369
Cummins Inc	CMI US	4/26/2011		1.437
DeVry Inc	DV US	4/26/2011		1.232
Sigma-Aldrich Corp	SIAL US	4/26/2011		0.895
Valero Energy Corp	VLO US	4/26/2011		0.392
Lockheed Martin Corp	LMT US	4/26/2011		1.509
Range Resources Corp	RRC US	4/26/2011		0.206
United States Steel Corp	X US	4/26/2011		-0.357
Lorillard Inc	LO US	4/26/2011		1.557

Ежедневный обзор

Hershey Co/The	HSY US	4/26/2011		0.701
3M Co	MMM US	4/26/2011		1.438
AutoNation Inc	AN US	4/26/2011		0.427
Lexmark International Inc	LXK US	4/26/2011		1.239
Waters Corp	WAT US	4/26/2011		0.944
National Oilwell Varco Inc	NOV US	4/27/2011	Bef-mkt	1.001
Corning Inc	GLW US	4/27/2011	Bef-mkt	0.437
Parker Hannifin Corp	PH US	4/27/2011	Bef-mkt	1.533
Moody's Corp	MCO US	4/27/2011	Bef-mkt	0.537
MeadWestvaco Corp	MWV US	4/27/2011	Bef-mkt	0.238
Baker Hughes Inc	BHI US	4/27/2011	Bef-mkt	0.776
Praxair Inc	PX US	4/27/2011	Bef-mkt	1.264
SCANA Corp	SCG US	4/27/2011	Bef-mkt	0.973
Rockwell Automation Inc	ROK US	4/27/2011	Bef-mkt	1.118
Thermo Fisher Scientific Inc	TMO US	4/27/2011	Bef-mkt	0.863
Watson Pharmaceuticals Inc	WPI US	4/27/2011	Bef-mkt	0.851
DTE Energy Co	DTE US	4/27/2011	Bef-mkt	1.266
Dr Pepper Snapple Group Inc	DPS US	4/27/2011	Bef-mkt	0.459
Whirlpool Corp	WHR US	4/27/2011	10:00	1.305
WellPoint Inc	WLP US	4/27/2011	10:00	1.867
Southern Co	SO US	4/27/2011	11:00	0.527
Boeing Co/The	BA US	4/27/2011	11:30	0.715
ConocoPhillips	COP US	4/27/2011	12:30	1.877
Avery Dennison Corp	AVY US	4/27/2011	12:30	0.469
Allstate Corp/The	ALL US	4/27/2011	20:05	0.707
Teradyne Inc	TER US	4/27/2011	22:00	0.377
O'Reilly Automotive Inc	ORLY US	4/27/2011	22:30	0.79
Dun & Bradstreet Corp	DNB US	4/27/2011	Aft-mkt	1.271
Cincinnati Financial Corp	CINF US	4/27/2011	Aft-mkt	0.354
Equity Residential	EQR US	4/27/2011	Aft-mkt	0.565
LSI Corp	LSI US	4/27/2011	Aft-mkt	0.101
Starbucks Corp	SBUX US	4/27/2011	Aft-mkt	0.338
Varian Medical Systems Inc	VAR US	4/27/2011	Aft-mkt	0.848
Citrix Systems Inc	CTXS US	4/27/2011	Aft-mkt	0.419
AvalonBay Communities Inc	AVB US	4/27/2011	Aft-mkt	1.051
Lincoln National Corp	LNC US	4/27/2011	Aft-mkt	0.913

Ежедневный обзор

Fiserv Inc	FISV US	4/27/2011	Aft-mkt	1.028
Flowserve Corp	FLS US	4/27/2011	Aft-mkt	1.639
Owens-Illinois Inc	OI US	4/27/2011	Aft-mkt	0.458
Norfolk Southern Corp	NSC US	4/27/2011	Aft-mkt	0.884
Assurant Inc	AIZ US	4/27/2011	Aft-mkt	1.245
Novellus Systems Inc	NVLS US	4/27/2011		1.037
Northrop Grumman Corp	NOC US	4/27/2011		1.565
Allegheny Technologies Inc	ATI US	4/27/2011		0.497
Wyndham Worldwide Corp	WYN US	4/27/2011		0.394
Cabot Oil & Gas Corp	COG US	4/27/2011		0.121
Xilinx Inc	XLNX US	4/27/2011		0.52
Akamai Technologies Inc	AKAM US	4/27/2011		0.365
Stericycle Inc	SRCL US	4/27/2011		0.653
Ford Motor Co	F US	4/27/2011		0.493
eBay Inc	EBAY US	4/27/2011		0.462
Exelon Corp	EXC US	4/27/2011		1.047
Sealed Air Corp	SEE US	4/27/2011		0.392
Hess Corp	HES US	4/27/2011		1.867
Aflac Inc	AFL US	4/27/2011		1.532
Tyco International Ltd	TYC US	4/28/2011	Bef-mkt	0.678
Ball Corp	BLL US	4/28/2011	Bef-mkt	0.48
Mead Johnson Nutrition Co	MJN US	4/28/2011	Bef-mkt	0.706
CME Group Inc	CME US	4/28/2011	Bef-mkt	4.187
Cardinal Health Inc	CAH US	4/28/2011	Bef-mkt	0.689
Bemis Co Inc	BMS US	4/28/2011	Bef-mkt	0.525
Apache Corp	APA US	4/28/2011	Bef-mkt	2.563
Waste Management Inc	WM US	4/28/2011	Bef-mkt	0.41
Host Hotels & Resorts Inc	HST US	4/28/2011	Bef-mkt	0.123
Xcel Energy Inc	XEL US	4/28/2011	Bef-mkt	0.427
AmerisourceBergen Corp	ABC US	4/28/2011	Bef-mkt	0.688
Pulte Group Inc	PHM US	4/28/2011	Bef-mkt	-0.121
International Paper Co	IP US	4/28/2011	Bef-mkt	0.589
Medco Health Solutions Inc	MHS US	4/28/2011	Bef-mkt	0.881
Starwood Hotels & Resorts	HOT US	4/28/2011	Bef-mkt	0.255
Coca-Cola Enterprises Inc	CCE US	4/28/2011	Bef-mkt	0.331
EQT Corp	EQT US	4/28/2011	Bef-mkt	0.55

Ежедневный обзор

Time Warner Cable Inc	TWC US	4/28/2011	Bef-mkt	0.998
DENTSPLY International Inc	XRAY US	4/28/2011	10:00	0.478
Aetna Inc	AET US	4/28/2011	10:00	0.959
Dow Chemical Co/The	DOW US	4/28/2011	10:30	0.659
Consol Energy Inc	CNX US	4/28/2011	11:00	0.77
Zimmer Holdings Inc	ZMH US	4/28/2011	11:00	1.123
PepsiCo Inc/NC	PEP US	4/28/2011	11:00	0.73
Motorola Solutions Inc	MSI US	4/28/2011	11:00	0.322
Sprint Nextel Corp	S US	4/28/2011	11:00	-0.196
Discovery Communications Inc	DISCA US	4/28/2011	11:30	0.468
Harman International Industries Inc	HAR US	4/28/2011	12:00	0.457
Franklin Resources Inc	BEN US	4/28/2011	12:30	1.995
CMS Energy Corp	CMS US	4/28/2011	12:30	0.406
VeriSign Inc	VRSN US	4/28/2011	20:05	0.324
KLA-Tencor Corp	KLAC US	4/28/2011	20:15	1.248
Eastman Chemical Co	EMN US	4/28/2011	21:00	1.926
Cliffs Natural Resources Inc	CLF US	4/28/2011	Aft-mkt	2.251
Federated Investors Inc	FII US	4/28/2011	Aft-mkt	0.434
Southwestern Energy Co	SWN US	4/28/2011	Aft-mkt	0.396
Cerner Corp	CERN US	4/28/2011	Aft-mkt	0.763
Monster Worldwide Inc	MWW	4/28/2011	Aft-mkt	0.026
Leggett & Platt Inc	LEG US	4/28/2011	Aft-mkt	0.207
Microsoft Corp	MSFT US	4/28/2011	Aft-mkt	0.557
Dominion Resources Inc/VA	D US	4/28/2011		0.926
CB Richard Ellis Group Inc	CBG US	4/28/2011		0.12
Colgate-Palmolive Co	CL US	4/28/2011		1.161
Occidental Petroleum Corp	OXY US	4/28/2011		1.788
Interpublic Group of Cos Inc/The	IPG US	4/28/2011		-0.093
Cameron International Corp	CAM US	4/28/2011		0.572
Goodyear Tire & Rubber Co/The	GT US	4/28/2011		0.11
Celgene Corp	CELG US	4/28/2011		0.803
Noble Energy Inc	NBL US	4/28/2011		1.105
Republic Services Inc	RSG US	4/28/2011		0.412
Bristol-Myers Squibb Co	BMJ US	4/28/2011		0.527
Viacom Inc	VIA/B US	4/28/2011		0.612
Helmerich & Payne Inc	HP US	4/28/2011		0.972

Ежедневный обзор

Equifax Inc	EFX US	4/28/2011		0.582
Pinnacle West Capital Corp	PNW US	4/28/2011		0.044
Safeway Inc	SWY US	4/28/2011		0.228
Raytheon Co	RTN US	4/28/2011		1.088
Exxon Mobil Corp	XOM US	4/28/2011		2.004
Procter & Gamble Co/The	PG US	4/28/2011		0.97
Expedia Inc	EXPE US	4/28/2011		0.262
First Solar Inc	FSLR US	4/28/2011		1.17
Invesco Ltd	IVZ US	4/28/2011		0.42
Motorola Mobility Holdings Inc	MMI US	4/28/2011		-0.122
General Dynamics Corp	GD US	4/28/2011		1.61
Harris Corp	HRS US	4/28/2011		1.139
DR Horton Inc	DHI US	4/29/2011	Bef-mkt	-0.036
Simon Property Group Inc	SPG US	4/29/2011	Bef-mkt	1.538
NextEra Energy Inc	NEE US	4/29/2011	Bef-mkt	0.944
Newell Rubbermaid Inc	NWL US	4/29/2011	Bef-mkt	0.278
Weyerhaeuser Co	WY US	4/29/2011	Bef-mkt	
Apartment Investment &	AIV US	4/29/2011	Bef-mkt	0.358
Caterpillar Inc	CAT US	4/29/2011	11:30	1.289
FLIR Systems Inc	FLIR US	4/29/2011	11:30	0.355
Merck & Co Inc	MRK US	4/29/2011		0.846
VF Corp	VFC US	4/29/2011		1.61
Entergy Corp	ETR US	4/29/2011		1.273
Coventry Health Care Inc	CVH US	4/29/2011		0.519
Iron Mountain Inc	IRM US	4/29/2011		0.272
Pitney Bowes Inc	PBI US	4/29/2011		0.533
ITT Corp	ITT US	4/29/2011		0.931
AON Corp	AON US	4/29/2011		0.804
Chevron Corp	CVX US	4/29/2011		2.993
Mylan Inc/PA	MYL US	4/29/2011		0.43

Календарь отчетности компаний индекса Dow Jones Eurostoxx 600

Company Name	Company Ticker	Date	Time	Actual	Estimate	Surprise
Tele2 AB	TEL2B SS	4/19/2011	4:45		2.579	
Actelion Ltd	ATLN VX	4/19/2011	5:00		0.899	
SKF AB	SKFB SS	4/19/2011	5:00		3.247	
TeliaSonera AB	TLSN SS	4/19/2011	5:15		1.107	
Castellum AB	CAST SS	4/19/2011	9:00		1.341	
Husqvarna AB	HUSQB SS	4/19/2011	9:00		1.015	
Temenos Group AG	TEMN SW	4/19/2011	15:30		0.229	
Enagas SA	ENG SM	4/19/2011			0.36	
Novartis AG	NOVN VX	4/19/2011			1.338	
Zodiac Aerospace	ZC FP	4/19/2011			2.02	
Tesco PLC	TSCO LN	4/19/2011			0.33	
Elan Corp PLC	ELN ID	4/20/2011	Bef-mkt		-0.001	
Wartsila OYJ	WRT1V FH	4/20/2011	5:30		0.348	
Elisa OYJ	ELI1V FH	4/20/2011	5:30		0.277	
Trelleborg AB	TRELB SS	4/20/2011	5:45		1.188	
Kinnevik Investment AB	KINVB SS	4/20/2011	6:00			
Outokumpu OYJ	OUT1V FH	4/20/2011	6:00		0.033	
Kone OYJ	KNEBV FH	4/20/2011	9:30		0.4	
Atlas Copco AB	ATCOA SS	4/20/2011	10:00		2.217	
Stora Enso OYJ	STERV FH	4/20/2011	10:00		0.197	
Saipem SpA	SPM IM	4/20/2011			0.476	
Societe BIC SA	BB FP	4/20/2011				
Fiat SpA	F IM	4/20/2011			0.038	
Home Retail Group PLC	HOME LN	4/20/2011			0.206	
Reckitt Benckiser Group PLC	RB/ LN	4/20/2011			0.51	
Sodexo	SW FP	4/21/2011	5:00		1.6	
Akzo Nobel NV	AKZA NA	4/21/2011	5:00		0.521	
Rautaruukki OYJ	RTRKS FH	4/21/2011	6:00		0.101	
Nokia OYJ	NOK1V FH	4/21/2011	10:00		0.096	
Autonomy Corp PLC	AU/ LN	4/21/2011	11:30		0.261	
Fiat Industrial SpA	FI IM	4/21/2011				
Snam Rete Gas SpA	SRG IM	4/21/2011			0.085	
Heineken NV	HEIA NA	4/21/2011				
Banco de Valencia SA	BVA SM	4/25/2011				
Puma AG Rudolf Dassler Sport	PUM GR	4/26/2011	6:00		5.25	
STMicroelectronics NV	STM IM	4/26/2011	Aft-mkt		0.144	
UBS AG	UBSN VX	4/26/2011			0.434	

Ежедневный обзор

Teleperformance	RCF FP	4/26/2011		
Sydbank A/S	SYDB DC	4/26/2011		1.313
Ferrovial SA	FER SM	4/27/2011	Bef-mkt	
Credit Suisse Group AG	CSGN VX	4/27/2011	4:45	1.245
Software AG	SOW GR	4/27/2011	5:00	1.419
Koninklijke DSM NV	DSM NA	4/27/2011	5:15	0.707
Svenska Handelsbanken AB	SHBA SS	4/27/2011	5:30	5.137
Volvo AB	VOLVB SS	4/27/2011	5:30	1.711
Barclays PLC	BARC LN	4/27/2011	6:00	
ARM Holdings PLC	ARM LN	4/27/2011	6:00	0.025
BP PLC	BP/ LN	4/27/2011	6:00	0.298
Scania AB	SCVB SS	4/27/2011	7:30	2.831
Getinge AB	GETIB SS	4/27/2011	10:00	1.769
GlaxoSmithKline PLC	GSK LN	4/27/2011	11:00	0.297
Alfa Laval AB	ALFA SS	4/27/2011	12:00	1.623
Orion OYJ	ORNBV FH	4/27/2011		0.415
Electrolux AB	ELUXB SS	4/27/2011		2.345
Telefonaktiebolaget LM Ericsson	ERICB SS	4/27/2011		1.115
Dassault Systemes SA	DSY FP	4/27/2011		0.569
Ebro Foods SA	EBRO SM	4/27/2011		
Volkswagen AG	VOW GR	4/27/2011		3.413
ENI SpA	ENI IM	4/27/2011		0.58
Grifols SA	GRF SM	4/27/2011		0.19
QIAGEN NV	QGEN US	4/27/2011		0.209
Logitech International SA	LOGN VX	4/28/2011	2:00	0.779
Imerys SA	NK FP	4/28/2011	Bef-mkt	
Deutsche Bank AG	DBK GR	4/28/2011	Bef-mkt	
SAP AG	SAP GR	4/28/2011	Bef-mkt	0.481
ABB Ltd	ABBN VX	4/28/2011	3:00	0.304
Randstad Holding NV	RAND NA	4/28/2011	Bef-mkt	0.425
Unilever PLC	ULVR LN	4/28/2011	Bef-mkt	0.23
Nordea Bank AB	NDA SS	4/28/2011	4:45	0.186
Nobel Biocare Holding AG	NOBN VX	4/28/2011	4:45	0.127
Rhoen Klinikum AG	RHK GR	4/28/2011	5:00	0.25
Swedbank AB	SWEDA SS	4/28/2011	5:00	2.981
Technip SA	TEC FP	4/28/2011	5:00	0.88
Mobistar SA	MOBB BB	4/28/2011	5:00	1.025
Koninklijke KPN NV	KPN NA	4/28/2011	5:30	0.287
Aixtron SE NA	AIXA GR	4/28/2011	5:30	0.536
Sanofi-Aventis SA	SAN FP	4/28/2011	5:30	1.624

Ежедневный обзор

Bayer AG	BAYN GR	4/28/2011	5:30	1.377
Royal Dutch Shell PLC	RDSA LN	4/28/2011	6:00	0.954
Unilever NV	UNA NA	4/28/2011	6:00	0.23
Fortum OYJ	FUM1V FH	4/28/2011	6:00	0.506
Kesko OYJ	KESBV FH	4/28/2011	6:00	0.239
British Sky Broadcasting Group PLC	BSY LN	4/28/2011	6:00	0.098
Verbund AG	VER AV	4/28/2011	6:00	0.31
Banco de Sabadell SA	SAB SM	4/28/2011	6:30	0.04
Konecranes OYJ	KCR1V FH	4/28/2011	6:30	0.356
UPM-Kymmene OYJ	UPM1V FH	4/28/2011	6:30	0.285
Assa Abloy AB	ASSAB SS	4/28/2011	10:00	2.433
Metso OYJ	MEO1V FH	4/28/2011	12:30	0.482
SGL Carbon SE	SGL GR	4/28/2011		0.24
JM AB	JM SS	4/28/2011		2.023
Finmeccanica SpA	FNC IM	4/28/2011		0.31
Suez Environnement Co	SEV FP	4/28/2011		
Schindler Holding AG	SCHP SW	4/28/2011		1.2
Tenaris SA	TEN IM	4/28/2011		0.25
Banco Santander SA	SAN SM	4/28/2011		0.272
Luxottica Group SpA	LUX IM	4/28/2011		
Erste Group Bank AG	EBS AV	4/28/2011		0.79
Merck KGaA	MRK GR	4/28/2011		1.93
Novo Nordisk A/S	NOVOB DC	4/28/2011		7.155
Iberdrola Renovables SA	IBR SM	4/28/2011		0.04
Deutsche Boerse AG	DB1 GR	4/28/2011		1.07
Bolsas y Mercados Espanoles SA	BME SM	4/28/2011		0.425
AstraZeneca PLC	AZN LN	4/28/2011		1.973
Whitbread PLC	WTB LN	4/28/2011		1.164
Shire PLC	SHP LN	4/28/2011		0.413
Galp Energia SGPS SA	GALP PL	4/29/2011	Bef-mkt	0.115
Norsk Hydro ASA	NHY NO	4/29/2011	5:00	0.607
YIT OYJ	YTY1V FH	4/29/2011	5:00	0.316
Yara International ASA	YAR NO	4/29/2011	5:00	7.881
Daimler AG	DAI GR	4/29/2011	5:30	1.283
Total SA	FP FP	4/29/2011	6:00	1.289
Novozymes A/S	NZYMB DC	4/29/2011	6:00	8.04
SSAB AB	SSABA SS	4/29/2011	6:00	0.534
Outotec OYJ	OTE1V FH	4/29/2011	9:00	0.325
Svenska Cellulosa AB	SCAB SS	4/29/2011	10:00	2.414

Ежедневный обзор

Neste Oil OYJ	NES1V FH	4/29/2011	10:00	0.165
Repsol YPF SA	REP SM	4/29/2011		0.541
ACS Actividades de Construccion y Servicios SA	ACS SM	4/29/2011		0.795
Red Electrica Corp SA	REE SM	4/29/2011		
Criteria Caixacorp SA	CRI SM	4/29/2011		
DSV A/S	DSV DC	4/29/2011		1.755

Заявление об ограничении ответственности: Настоящие обзоры подготовлены в информационных целях. Они ни в коем случае не являются и не должны рассматриваться как предложение купить или продать соответствующие ценные бумаги. Информация, содержащаяся в данных обзорах, получена из вызывающих доверия открытых источников. Несмотря на то, что при подготовке обзоров были предприняты необходимые меры для получения достоверной информации, ИК РУСС-ИНВЕСТ не исключает возможность включения в обзор ошибочной информации, предоставленной соответствующими источниками, и не несет за это ответственности. ИК РУСС-ИНВЕСТ, его работники и клиенты могут быть заинтересованы в покупке или продаже ценных бумаг, упомянутых в обзорах.

www.russ-invest.com**Москва**

Тел: +7(495) 363-93-80
Факс: +7(495) 363-93-90
E-mail: mail@russ-invest.com
Адрес: Москва, 119019, 5-3/12
Нащокинский переулок

Санкт-Петербург

Тел: +7(812) 337-55-37
Факс: +7(812) 337-55-37
E-mail: spb@russ-invest.com
Адрес: 190002, СПб, Набережная р.
Фонтанки, 52

Самара

Телефон: +7 (846) 262-75-52
Факс: +7 (846) 262-75-52
E-mail: sam@russ-invest.com
Адрес: 443067, Самара, ул. Гагарина,
дом 95

© 2007 | ОАО «ИК РУСС-ИНВЕСТ»

Лицензия ФСФР №077-08757-000100 и №077-08755-001000

Лицензия ФСФР №177-06310-100000 и №177-06312-010000

Лицензия ФСФР №906