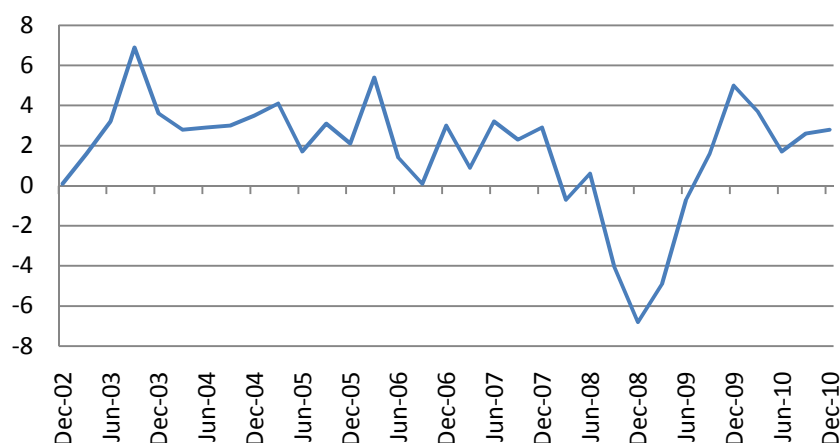
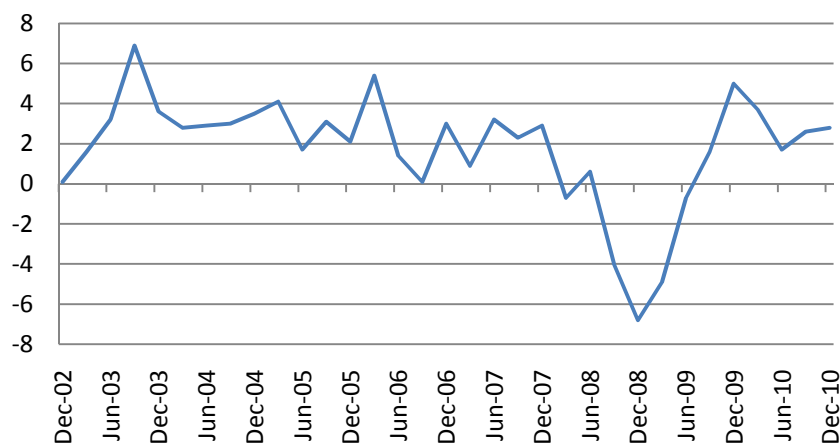


February 28, 2011

US GDP – up 2.8% in 4Q with the Personal consumption (+4.1%) as the major driver



University of Michigan Consumer confidence – up to 77.5 in January



Macro Indicators

CDS HY 5Y	405.25	-1.08%
ITX Crossover	282.25	-2.94%
CDS Japan 5Y	81.83	-0.81%
CDS EM 5Y	112.00	+0.33%
CDS Russia 5Y	144.87	-3.70%
US Tsys 10Y	3.68%	+0.26%
US Tsys 5Y	2.38%	+0.18%
Brazil 10Y	4.35%	+0.38%
Germany 10Y	2.98%	+0.16%
EUR/USD	1.3771	+0.12%
USD/JPY	81.74	-0.07%
EUR/GBP	0.8543	-0.13%
Oil Brent	113.41	+1.13%
Gold	1409.7	+0.03%
Copper	9760	+2.72%
Nickel	28170	+2.52%
S&P 500	1314.75	-0.30%
Russell 2000	821.95	+2.21%
Bovespa	66902.53	-0.07%
Topix	951.5	+0.05%
Shanghai Comp	2,905.05	+0.92%
S&P/ASX 300	4,830.50	-0.12%
Sensex 30	18,164.76	+2.62%
Bovespa	66,902.53	-0.07%
DJ Euro Stoxx	2973	-0.34%
CAC Futures	4062.5	-0.22%
DAX Futures	7166.5	-0.26%
CBOE Put/Call	0.5	-29.58%
CBOE	825.27	+0.93%
VIX	19.22	-9.85%
VSTOXX	24.0061	+3.91%

Factor Assessment

Factor	Grade	Prev. Grade
US credit risks	3	3
Fed Activity	5	4
Corporate news	8	8
Economic statistics	8	8
Inflation concerns	4	4
China tightening	4	4
European Sovereign	5	5
Risks		

*As of 7:00 GMT, Bloomberg

Earnings season (sectoral results – S&P 500)

Sector	Reported	Total	Growth	Surprise	Pos Surp	Neg Surp
All Securities	457	500	38.16%	5.77%	324	130
Oil & Gas	37	38	39.60%	8.27%	28	9
Basic Materials	25	26	47.26%	27.94%	18	7
Industrials	68	74	21.62%	5.00%	46	21
Consumer Goods	47	54	-2.32%	-1.41%	33	14
Health Care	45	45	7.53%	3.66%	36	9
Consumer Services	57	74	15.38%	5.49%	44	12
Telecommunications	10	10	37.97%	0.26%	3	6
Utilities	31	34	2.78%	0.46%	13	18
Financials	82	83	563.39%	5.62%	58	24
Technology	55	62	24.40%	8.70%	45	10

Earnings season (sectoral results – Stoxx 600)

Сектор	Опубл	Всег	Усредн.рос	Сравн. с	Лучше	Хуже
All Securities	230	234	12.53%	3.46%	130	89
Oil & Gas	22	22	16.42%	-6.06%	12	10
Basic Materials	24	24	25.42%	4.58%	13	9
Industrials	34	34	53.79%	-1.71%	16	16
Consumer Goods	21	22	167.03%	31.64%	12	9
Health Care	22	23	-4.50%	19.69%	15	7
Consumer Services	14	15	44.25%	-7.41%	7	6
Telecommunication	15	15	-21.16%	-4.57%	10	5
Utilities	10	10	-33.61%	-36.27%	5	4
Financials	54	55	-5.13%	4.16%	31	18
Technology	14	14	55.06%	9.86%	9	5

Daily Market Report

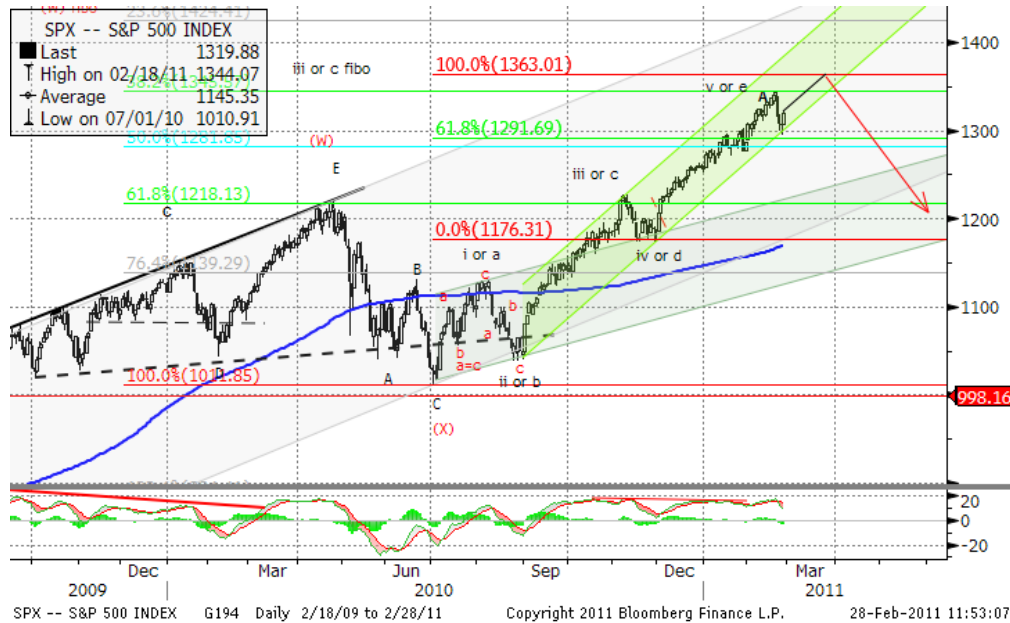
Most active stocks in Europe*		
EADS NV	20.2	-2.65%
BERKELEY GROUP	948.5	-2.47%
DEUTSCHE TELEKOM	9.727	-1.81%
ELAN CORP PLC	4.55	-1.50%
TENARIS SA	16.11	-1.47%
DERWENT LONDON	1598	-1.36%
STATOIL ASA	146.4	-1.35%
WOLTERS KLUWER	16.6	-1.34%
GAMESA	5.92	+3.69%
WENDEL	71.94	+3.79%
EURASIAN NATURAL	968.5	+4.36%
ALLIED IRISH BK	0.255	+4.42%
MEGGITT PLC	351	+4.81%
VALEO SA	43.005	+5.46%
CGGVERITAS	26	+8.38%

S&P 500 Sub-index	Last	Change
CONS	308.41	+1.06%
DISCRET		
CONS	304.14	+0.43%
STAPLES		
ENERGY	577.37	+1.21%
FINANCIALS	225.73	+1.42%
HEALTH CARE	373.21	+0.62%
INDUSTRIALS	318.54	+0.92%
INFO TECH	428.40	+1.33%
MATERIALS	242.71	+1.40%
TELECOM	124.83	+1.00%
SERV		
UTILITIES	160.58	+0.59%

DJIA Eurostoxx	Last	Change
SX3P	346.85	-0.43%
SX4P	558.86	+0.32%
SX6P	326.2	-0.41%
SX7P	217.62	-0.78%
SX86P	120.55	-0.05%
SX8P	231.23	+0.08%
SXAP	343.83	+0.44%
SXDP	385.74	-0.14%
SXEP	358.4	+0.11%
SXFP	274.48	-0.01%
SXIP	174.33	-0.49%
SXKP	279.19	-0.44%
SXMP	187.59	+0.02%
SXNP	330.33	+0.18%
SXOP	289.3	-0.11%
SXPP	612.24	+0.19%
SXQP	410.37	+0.00%
SXRP	264.33	-0.47%
SXTP	129.23	-0.03%
SXXP	283.54	-0.20%

Technical view

S&P 500 Index, daily



The S&P 500 has final target of the current formation around 1376. However, as soon the 5th of V is finished, correction to 1230 is likely to come. A short correction has found its bottom around

A pessimistic midterm target seems to be around 1000, after the pattern is completed and (C) starts.

Current support levels are at 1300 (held so far), 1230, 1180, 1130, 1092, 1041, 1010, 980, 950, 870.

Resistance level: 1376.

Dow Jones Stoxx 600 Europe Index, daily



The index has broken wedge upper line as a resistance level but went back under the line, finding support above 282. Final target of the current wave still may be around 297.

However, pessimistic scenario will be activated if the support at 280 is broken (this will point 258, 243, 210 levels as the final targets of the downward leg (C)).

Important support levels: 275.8, 263, 256, 243, 238, 217.

Important resistance levels – 280, 275, 272.

Daily Market Report

EURUSD, daily



EURUSD current pattern is likely a zigzag in a wide triangle, which has its lower bound around 1.17. After triangle upper line around 1.425 is tested, another leg down with a support around 1.26 should unwind in the coming days.

However, as the upper descending line at 1.37 is broken up, the probability of testing another major resistance at 1.43 has increased.

Daily Market Report

Macroeconomic calendar*						
Время, GMT	Страна	Данные	Период	Прогноз	Значение	Прошл.
02/28/2011 04:00	JN	Vehicle Production (YoY)	JAN	--	--	-5.10%
02/28/2011 05:00	JN	Housing Starts (YoY)	JAN	--	--	7.50%
02/28/2011 05:00	JN	Annualized Housing Starts	JAN	--	--	0.861M
02/28/2011 05:00	JN	Construction Orders (YoY)	JAN	--	--	13.10%
02/28/2011 10:00	EC	Euro-Zone CPI - Core (YoY)	JAN	--	--	1.10%
02/28/2011 10:00	EC	Euro-Zone CPI (MoM)	JAN	--	--	0.60%
02/28/2011 10:00	EC	Euro-Zone CPI (YoY)	JAN	--	--	2.40%
02/28/2011 13:30	US	Fed's Dudley to Speak on Economic Outlook				
02/28/2011 13:30	US	PCE Core (MoM)	JAN	0.20%	--	0.00%
02/28/2011 13:30	US	Personal Spending	JAN	0.40%	--	0.70%
02/28/2011 13:30	US	PCE Core (YoY)	JAN	--	--	0.70%
02/28/2011 13:30	US	PCE Deflator (YoY)	JAN	--	--	1.20%
02/28/2011 13:30	US	Personal Income	JAN	0.50%	--	0.40%
02/28/2011 13:45	US	Fed's Rosengren Speaks on Panel in Boston				
02/28/2011 14:30	EC	ECB Calls for Bids in 7-Day Main Refinancing				
02/28/2011 14:30	EC	ECB Announces Bond Purchases				
02/28/2011 14:45	US	Chicago Purchasing Manager	FEB	67	--	68.8
02/28/2011 15:00	US	NAPM-Milwaukee	FEB	--	--	57
02/28/2011 15:00	US	Pending Home Sales MoM	JAN	-2.60%	--	2.00%
02/28/2011 15:00	US	Pending Home Sales YoY	JAN	--	--	-3.60%
02/28/2011 15:30	US	Dallas Fed Manf. Activity	FEB	--	--	10.9
02/28/2011 16:00	US	U.S. Fed to Purchase USD5-7 Bln				
02/28/2011 16:30	US	U.S. to Sell 3-Month Bills				
02/28/2011 16:30	US	U.S. to Sell 6-Month Bills				
02/28/2011 23:30	JN	Job-To-Applicant Ratio	JAN	--	--	0.57
02/28/2011 23:30	JN	Overall Hhold Spending (YoY)	JAN	--	--	-3.30%
02/28/2011 23:30	JN	Jobless Rate	JAN	--	--	4.90%
03/01/2011 01:00	CH	PMI Manufacturing	FEB	--	--	52.9
03/01/2011 01:30	JN	Labor Cash Earnings YoY	JAN	--	--	-0.40%
03/01/2011 02:30	CH	HSBC Manufacturing PMI	FEB	--	--	54.5
03/01/2011 05:00	JN	Vehicle Sales (YoY)	FEB	--	--	-22.00%
03/01/2011 08:55	GE	Unemployment Change (000's)	FEB	--	--	-13K
03/01/2011 08:55	GE	Unemployment Rate (s.a)	FEB	--	--	7.40%
03/01/2011 08:55	GE	PMI Manufacturing	FEB F	--	--	62.6
03/01/2011 09:00	EC	PMI Manufacturing	FEB F	--	--	56.9
03/01/2011 09:30	UK	PMI Manufacturing	FEB	--	--	62
03/01/2011 09:30	UK	M4 Ex OFCs 3M Annualised	JAN	--	--	3.00%
03/01/2011 09:30	UK	Net Consumer Credit	JAN	--	--	0.2B
03/01/2011 09:30	UK	M4 Money Supply (MoM)	JAN	--	--	-1.30%
03/01/2011 09:30	UK	M4 Money Supply (YoY)	JAN	--	--	-1.50%
03/01/2011 09:30	UK	Net Lending Sec. on Dwellings	JAN	--	--	-0.3B

Daily Market Report

03/01/2011 09:30	UK	Mortgage Approvals	JAN	--	--	42.6K
03/01/2011 10:00	EC	Euro-Zone CPI Estimate (YoY)	FEB	--	--	2.40%
03/01/2011 10:00	EC	Euro-Zone Unemployment Rate	JAN	--	--	10.00%
03/01/2011 15:00	US	Construction Spending MoM	JAN	-0.40%	--	-2.50%
03/01/2011 15:00	US	ISM Manufacturing	FEB	60	--	60.8
03/01/2011 15:00	US	ISM Prices Paid	FEB	--	--	81.5
03/01/2011 16:00	US	U.S. Fed to Purchase USD1.5-2.5 Bln				
03/01/2011 16:30	US	U.S. to Sell 4-Week Bills				
03/01/2011 21:30	US	API U.S. Crude Oil Inventories	25-Feb	--	--	--
03/01/2011 21:30	US	API Cushing Crude OK Inventory	25-Feb	--	--	--
03/01/2011 21:30	US	API U.S. Distillate Inventory	25-Feb	--	--	--
03/01/2011 21:30	US	API U.S. Gasoline Inventories	25-Feb	--	--	--
03/01/2011 22:00	US	Domestic Vehicle Sales	FEB	9.65M	--	9.59M
03/01/2011 22:00	US	Total Vehicle Sales	FEB	12.60M	--	12.53M
03/01/2011 23:50	JN	Monetary Base (YoY)	FEB	--	--	5.50%
01-04 MAR	UK	Halifax House Price 3Mths/Year	FEB	--	--	-2.40%
01-04 MAR	UK	Halifax House Prices sa (MoM)	FEB	--	--	0.80%
03/02/2011 05:00	US	Fed's Beige Book				
03/02/2011 09:30	UK	PMI Construction	FEB	--	--	53.7
03/02/2011 10:00	EC	Euro-Zone PPI (MoM)	JAN	--	--	0.80%
03/02/2011 10:00	EC	Euro-Zone PPI (YoY)	JAN	--	--	5.30%
03/02/2011 12:00	US	MBA Mortgage Applications	25-Feb	--	--	--
03/02/2011 12:30	US	Challenger Job Cuts YoY	FEB	--	--	-46.10%
03/02/2011 13:15	US	ADP Employment Change	FEB	160K	--	187K
03/02/2011 15:00	US	Bernanke to Give Semiannual Testimony at				
03/02/2011 15:30	US	DOE U.S. Crude Oil Inventories	25-Feb	--	--	--
03/02/2011 15:30	US	DOE Cushing OK Crude Inventory	25-Feb	--	--	--
03/02/2011 15:30	US	DOE U.S. Distillate Inventory	25-Feb	--	--	--
03/02/2011 15:30	US	DOE U.S. Gasoline Inventories	25-Feb	--	--	--
03/02/2011 15:30	US	DOE U.S. Refinery Utilization	25-Feb	--	--	--
03/02/2011 15:30	US	DOE Crude Oil Implied Demand	25-Feb	--	--	--
03/02/2011 15:30	US	DOE Distillate Implied Demand	25-Feb	--	--	--
03/02/2011 15:30	US	DOE Gasoline Implied Demand	25-Feb	--	--	--
03/02/2011 16:00	US	U.S. Fed to Purchase USD5-7 Bln				
03/02/2011 19:00	US	Fed Releases Beige Book Economic Survey				
03/02/2011 23:50	JN	Loans & Discounts Corp YoY	JAN	--	--	-4.30%
03/02/2011 23:50	JN	Capital Spending excl Sftwre	4Q	--	--	4.80%
03/02/2011 23:50	JN	Capital Spending	4Q	--	--	5.00%
03/02/2011 23:50	JN	Japan Buying Foreign Bonds	25-Feb	--	--	--
03/02/2011 23:50	JN	Japan Buying Foreign Stocks	25-Feb	--	--	--
03/02/2011 23:50	JN	Foreign Buying Japan Bonds	25-Feb	--	--	--
03/02/2011 23:50	JN	Foreign Buying Japan Stocks	25-Feb	--	--	--
03/03/2011 00:01	UK	Hometrack Housing Survey (MoM)	FEB	--	--	-0.50%
03/03/2011 00:01	UK	Hometrack Housing Survey (YoY)	FEB	--	--	-2.20%

Daily Market Report

03/03/2011 01:00	CH	China Non-manufacturing PMI	FEB	--	--	56.4
03/03/2011 02:30	CH	China HSBC Services PMI	FEB	--	--	--
03/03/2011 08:55	GE	PMI Services	FEB F	--	--	59.5
03/03/2011 09:00	EC	PMI Composite	FEB F	--	--	--
03/03/2011 09:00	EC	PMI Services	FEB F	--	--	--
03/03/2011 09:30	UK	PMI Services	FEB	--	--	54.5
03/03/2011 09:30	UK	Official Reserves (Changes)	FEB	--	--	-\$384M
03/03/2011 10:00	EC	Euro-Zone GDP s.a. (QoQ)	4Q P	--	--	0.30%
03/03/2011 10:00	EC	Euro-Zone GDP s.a. (YoY)	4Q P	--	--	2.00%
03/03/2011 10:00	EC	Euro-Zone Household Cons (QoQ)	4Q P	--	--	0.10%
03/03/2011 10:00	EC	Euro-Zone Gross Fix Cap (QoQ)	4Q P	--	--	-0.30%
03/03/2011 10:00	EC	Euro-Zone Govt Expend (QoQ)	4Q P	--	--	0.40%
03/03/2011 10:00	EC	Euro-Zone Retail Sales (MoM)	JAN	--	--	-0.60%
03/03/2011 10:00	EC	Euro-Zone Retail Sales (YoY)	JAN	--	--	-0.90%
03/03/2011 12:45	EC	ECB Announces Interest Rates	3-Mar	--	--	1.00%
03/03/2011 13:30	EC	Trichet Speaks at ECB Monthly News				
03/03/2011 13:30	EC	Trichet Speaks at ECB Monthly News				
03/03/2011 13:30	US	Unit Labor Costs	4Q F	-0.60%	--	-0.60%
03/03/2011 13:30	US	Initial Jobless Claims	26-Feb	--	--	--
03/03/2011 13:30	US	Continuing Claims	19-Feb	--	--	--
03/03/2011 13:30	US	Nonfarm Productivity	4Q F	2.60%	--	2.60%
03/03/2011 14:45	US	Bloomberg Consumer Comfort	27-Feb	--	--	--
03/03/2011 15:00	US	ISM Non-Manf. Composite	FEB	59.5	--	59.4
03/03/2011 15:30	US	EIA Natural Gas Storage Change	25-Feb	--	--	--
03/03/2011 16:00	US	U.S. Fed to Purchase USD6-8 Bln				
03/03/2011 16:00	US	Fed's Kocherlakota Speaks in St. Cloud,				
03/03/2011	US	ICSC Chain Store Sales YoY	FEB	--	--	4.80%
03/04/2011 13:30	US	Change in Nonfarm Payrolls	FEB	183K	--	36K
03/04/2011 13:30	US	Change in Private Payrolls	FEB	182K	--	50K
03/04/2011 13:30	US	Change in Manufact. Payrolls	FEB	33K	--	49K
03/04/2011 13:30	US	Unemployment Rate	FEB	9.10%	--	9.00%
03/04/2011 13:30	US	Avg Hourly Earning MOM All Emp	FEB	0.20%	--	0.40%
03/04/2011 13:30	US	Avg Hourly Earning YOY All Emp	FEB	--	--	1.90%
03/04/2011 13:30	US	Avg Weekly Hours All Employees	FEB	34.3	--	34.2
03/04/2011 15:00	US	Factory Orders	JAN	2.20%	--	0.20%
03/04/2011 16:00	US	U.S. Fed to Purchase USD1-2 Bln TIPS				
03/04/2011 18:00	US	Baker Hughes U.S. Rig Count	4-Mar	--	--	--
03/04/2011	UK	New Car Registrations (YoY)	FEB	--	--	-11.50%

US Earnings Calendar

Company Name	Company Ticker	Date	Time	Actual	Estimate	Surprise
Edison International	EIX US	2/28/2011	13:30		0.588	
Range Resources Corp	RRC US	2/28/2011	Aft-mkt		0.136	
CenterPoint Energy Inc	CNP US	3/1/2011	Bef-mkt		0.292	
AutoZone Inc	AZO US	3/1/2011	Bef-mkt		3.059	
Titanium Metals Corp	TIE US	3/1/2011			0.127	
Staples Inc	SPLS US	3/2/2011			0.403	
Costco Wholesale Corp	COST US	3/2/2011			0.784	
Kroger Co/The	KR US	3/3/2011			0.445	
HJ Heinz Co	HNZ US	3/3/2011			0.799	
Big Lots Inc	BIG US	3/3/2011			1.38	
Novell Inc	NOVL US	3/3/2011			0.065	

Europe earnings calendar

Company Name	Company Ticker	Date	Time	Actual	Estimate	Surprise
Seadrill Ltd	SDRL NO	2/28/2011	Bef-mkt		2.744	
Bayer AG	BAYN GR	2/28/2011	6:30		4.255	
Hays PLC	HAS LN	2/28/2011	7:00			
Pearson PLC	PSON LN	2/28/2011	7:00		0.752	
HSBC Holdings PLC	HSBA LN	2/28/2011	8:15		0.789	
Luxottica Group SpA	LUX IM	2/28/2011	9:30		0.937	
Bureau Veritas SA	BVI FP	2/28/2011	Aft-mkt		2.86	
Fomento de Construcciones y Contratas SA	FCC SM	2/28/2011	Aft-mkt		2.322	
Tecnicas Reunidas SA	TRE SM	2/28/2011			2.453	
Teleperformance	RCF FP	2/28/2011			1.855	
Ebro Foods SA	EBRO SM	2/28/2011			0.964	
Acciona SA	ANA SM	2/28/2011			2.638	
Bunzl PLC	BNZL LN	2/28/2011			0.595	
Ultra Electronics Holdings PLC	ULE LN	2/28/2011			1.055	
Vivendi SA	VIV FP	3/1/2011	Bef-mkt		2.226	
GAM Holding AG	GAM SW	3/1/2011	6:00		0.949	
Georg Fischer AG	FI/N SW	3/1/2011	6:00		22.938	
Cookson Group PLC	CKSN LN	3/1/2011	7:00		0.571	
Bouygues SA	EN FP	3/1/2011	16:45		3.098	
Vinci SA	DG FP	3/1/2011	Aft-mkt		3.19	
SEB SA	SK FP	3/1/2011	20:00		5.106	

Daily Market Report

Sika AG	SIK SW	3/1/2011		125.536
Casino Guichard Perrachon SA	CO FP	3/1/2011		4.911
MAN SE	MAN GR	3/1/2011		4.379
Kuehne + Nagel International AG	KNIN VX	3/1/2011		5.193
Aixtron SE	AIXA GR	3/1/2011		1.834
Cimpor Cimentos de Portugal SGPS SA	CPR PL	3/1/2011		0.38
GKN PLC	GKN LN	3/1/2011		0.17
Provident Financial PLC	PFG LN	3/1/2011		0.768
Fresnillo PLC	FRES LN	3/1/2011		0.68
CRH PLC	CRH ID	3/1/2011		0.687
Meggitt PLC	MGGT LN	3/1/2011		0.261
Rotork PLC	ROR LN	3/1/2011		0.805
United Business Media Ltd	UBM LN	3/1/2011		0.493
Holcim Ltd	HOLN VX	3/2/2011	6:00	3.475
Swiss Life Holding AG	SLHN VX	3/2/2011	6:00	15.783
Adidas AG	ADS GR	3/2/2011	6:30	2.724
Persimmon PLC	PSN LN	3/2/2011	7:00	0.232
Admiral Group PLC	ADM LN	3/2/2011	7:00	0.701
Serco Group PLC	SRP LN	3/2/2011	7:00	0.337
Finmeccanica SpA	FNC IM	3/2/2011		1.129
UCB SA	UCB BB	3/2/2011		1.594
Delta Lloyd NV	DL NA	3/2/2011		4.018
Cie Generale d'Optique Essilor International SA	EI FP	3/2/2011		2.205
Verbund AG	VER AV	3/2/2011		1.42
Parmalat SpA	PLT IM	3/2/2011		0.108
Arkema SA	AKE FP	3/2/2011		5.264
International Power PLC	IPR LN	3/2/2011		0.281
Jardine Lloyd Thompson Group PLC	JLT LN	3/2/2011		0.41
Carillion PLC	CLLN LN	3/2/2011		0.392
Amlin PLC	AML LN	3/2/2011		0.404
Standard Chartered PLC	STAN LN	3/2/2011		1.963
ITV PLC	ITV LN	3/2/2011		0.054
Adecco SA	ADEN VX	3/3/2011	6:00	2.285
Beiersdorf AG	BEI GR	3/3/2011	7:00	1.773
Cobham PLC	COB LN	3/3/2011	7:00	0.19
Continental AG	CON GR	3/3/2011	7:45	4.128
EDP - Energias de Portugal SA	EDP PL	3/3/2011	Aft-mkt	0.288
GDF Suez	GSZ FP	3/3/2011		1.957
Wereldhave NV	WHA NA	3/3/2011		5.246

Daily Market Report

Ackermans & van Haaren NV	ACKB BB	3/3/2011	4.901
Koninklijke Ahold NV	AH NA	3/3/2011	0.826
Anheuser-Busch InBev NV	ABI BB	3/3/2011	3.158
ProSiebenSat.1 Media AG	PSM GR	3/3/2011	1.752
Prysmian SpA	PRY IM	3/3/2011	0.905
Pargesa Holding SA	PARG SW	3/3/2011	5.565
Groupe Bruxelles Lambert SA	GBLB BB	3/3/2011	3.85
Carrefour SA	CA FP	3/3/2011	2.216
AMEC PLC	AMEC LN	3/3/2011	0.584
Old Mutual PLC	OML LN	3/3/2011	0.159
Aviva PLC	AV/ LN	3/3/2011	0.606
Taylor Wimpey PLC	TW/ LN	3/3/2011	0.012
IMI PLC	IMI LN	3/3/2011	0.645
SBM Offshore NV	SBMO NA	3/4/2011 6:30	1.317
Groupe Eurotunnel SA	GET FP	3/4/2011	-0.086
Hermes International	RMS FP	3/4/2011	4.041
Veolia Environnement SA	VIE FP	3/4/2011	1.17
WPP PLC	WPP LN	3/4/2011	0.567
Balfour Beatty PLC	BBY LN	3/4/2011	0.341

Disclaimer. This report was prepared and provided for information purposes only under the condition it will not form the sole basis for any investment decision. It does not constitute an offer and should not be considered as an offer, or solicitation of an offer, to buy or sell any securities. The information and opinions contained in this report have been received from sources believed to be reliable. While every reasonable effort has been made to obtain accurate information and verify it, IC RUSS-INVEST or its affiliates makes no warranty, express or implied, as to the accuracy, completeness or correctness of the information and opinions contained herein. All such information, opinions and forecasts are subject to further change without notice. The forward-looking statements in this report are subject to risks, uncertainties and other factors that could cause actual results to differ materially from those stated in such statements. Neither we nor any of our respective agents, employees or advisors intend or have any duty or obligation to supply, amend, update or revise any of the forward-looking statements contained in this report. IC RUSS-INVEST, its directors and employees may have a position in any of the securities mentioned in this report. The report cannot be used on the territory of the USA, Canada, Great Britain, Japan, neither it can be a subject of national regulation of the states mentioned.

INVESTMENT COMPANY IC RUSS-INVEST

www.russ-invest.com

Moscow

Telephone: +7(495) 363-93-80
 Fax: +7(495) 363-93-90
 E-mail: mail@russ-invest.com
 Mailing address: 5-3/12 Nashchiokinsky
 Pereulok, bldg. 4, 119019 Moscow

St-Petersburg

Telephone: +7(812) 337-55-37
 Fax: +7(812) 337-55-37
 E-mail: spb@russ-invest.com
 Mailing address: 52, Fontanky
 Embankment, 190002 St-Petersburg

Samara

Telephone: +7 (846) 262-75-52
 Fax: +7 (846) 262-75-52
 E-mail: sam@russ-invest.com
 Mailing address: 443067, Самара, ул.
 агарина, 95

© 2007 | OJSC «IC RUSS-INVEST»

Licenses of FCFM №077-08757-000100 и №077-08755-001000

Licenses of FCFM №177-06310-100000 и №177-06312-010000

Licenses of FCFM №906