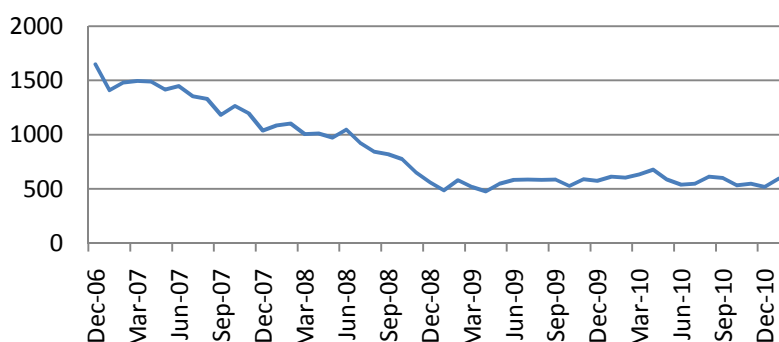


Ежедневный обзор мирового рынка акций

17 февраля 2011 г.

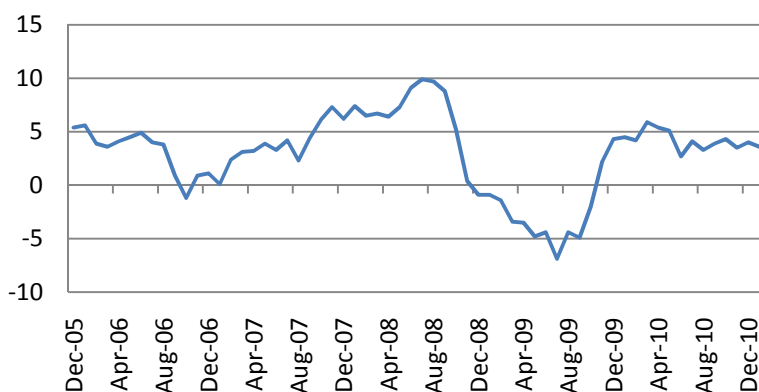
На фондовых биржах США в среду наблюдался рост котировок. В лидерах были акции нефтегазового (+1.26%) и горнодобывающего сектора (+1.17%) на фоне роста цен на сырье. Индекс акций малой капитализации Russell 2000 прибавил 1.02%. Объемы новостроек в январе взлетели на 14.6% против прогноза 1.9%.

Объемы новостроек



Индекс промышленных цен PPI в целом совпал с прогнозом – рост составил 0.8% м/м и 0.5% г/г.

Индекс промышленных цен PPI



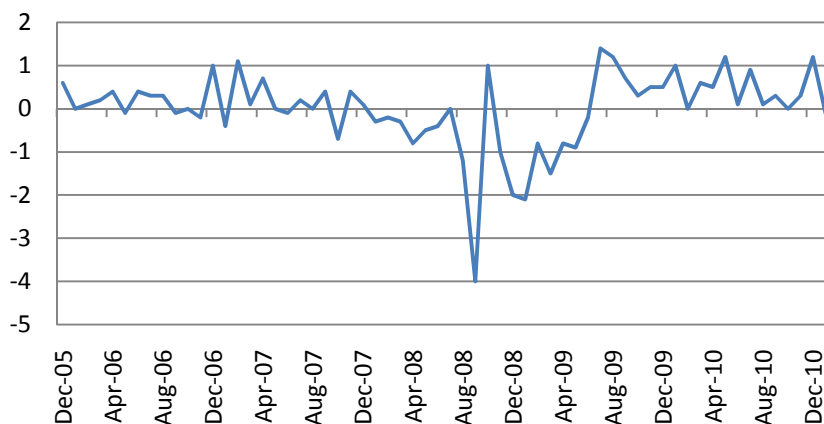
Промышленное производство в январе сократилось на 0.1% против прогноза 0.5%.

Основные индикаторы рынка

CDS HY 5Y	388.12	-0.19%
ITX Crossover	282.58	-2.58%
CDS Япония 5Y	79.92	+2.75%
CDS EM 5Y	112.22	+0.08%
CDS Россия 5Y	146.39	-0.34%
US Tsys 10Y	3.74%	+0.11%
US Tsys 5Y	2.45%	+0.06%
Бразилия 10Y	4.44%	+0.19%
Германия 10Y	3.09%	+0.06%
EUR/USD	1.3543	-0.03%
USD/JPY	83.54	+0.19%
EUR/GBP	0.8417	+0.20%
Нефть Brent	103.84	+0.06%
Золото	1380	+0.36%
Медь	9842	-1.69%
Никель	28542	-0.61%
S&P 500	1332.5	-0.04%
Russell 2000	828.37	+1.02%
Bovespa	67570.76	+1.85%
Topix	976	+0.21%
Shanghai Comp	2,926.96	+0.10%
S&P/ASX 300	4,938.40	+0.17%
Sensex 30	18,508.52	+1.13%
Bovespa	67,570.76	+1.85%
DJ Euro Stoxx	3072	+0.13%
CAC Futures	4157	+0.13%
DAX Futures	7426.5	-0.03%
CBOE Put/Call	0.56	+1.82%
CBOE	832.95	+0.05%
VIX	16.72	+2.14%
VSTOXX	19.3917	+1.06%

*На 11:00 мск, по данным Bloomberg

Промышленное производство



Из 378 компаний индекса S&P 500 на сегодняшний день прибыль 274 и выручка 264 оказалась лучше ожиданий. В Европе из 156 компаний (около 1/3), опубликовавших ежеквартальную отчетность 90 компании порадовали инвесторов с точки зрения прибыли и 107 – с точки зрения выручки. Пока начало сезона в Европе – худшее за 7 лет по показателю оцениваемая/реальная прибыль на акцию.

Стенограммы заседания Комитета по открытым рынкам ФРС сюрпризов не принесли – оценка экономического роста в текущем году была пересмотрена в сторону повышения, а среди членов Комитета появились дискуссии на тему возможности сокращения программы QE2, которые, впрочем, не нашли отклика у большинства глав региональных центральных банков.

В Азии в среду преобладал осторожный оптимизм. Китайские фондовые индексы по итогам торгового дня повысились в пределах 0.1%. Гонконгский Hang Seng прибавил 0.63%. Австралийский S&P/ASX 200 прибавил 0.17%. Японский Nikkei повысился на 0.26%.

В Европе в начале торгового дня наблюдается рост котировок. Фьючерс на индекс Dow Jones Eurostoxx 50 на 11:00 мск прибавил 0.86%, на DAX – 0.31%. Фьючерс на индекс S&P 500 к закрытию прибавил 0.47%.

В США сегодня в 16:30 будет опубликован индекс потребительских цен в январе и еженедельные заявки на пособие по безработице.

В 18:00 выйдут данные по индексу опережающих индикаторов в январе и индексу производственной активности ФРБ Филадельфии за февраль.

В ходе торгов США также пройдут выступления членов ФРС Локхарта, Эванса, Фишера, Хенига и Бена Бернанке.

В 20:00 мск станут известны результаты выкупа ФРС облигаций, на \$6 – 8 млрд.

В 21:00 ФРС станут известны результаты аукциона по 30-летним TIPS.

Наиболее активные акции в Европе*		
RANDSTAD HOLDING	40.175	-4.25%
PERNOD-RICARD SA	67.86	-3.92%
SWISSCOM AG-REG	417.7	-3.64%
PETROLEUM GEO	88.75	-3.64%
WIENERBERGER AG	14.82	-3.26%
BAE SYSTEMS PLC	345.1	-2.98%
ABB LTD-REG	22.63	-2.37%
RHEINMETALL AG	61.33	-2.26%
IRISH LIFE & PER	0.99	+3.13%
ROYAL BK SCOTLAN	48.75	+3.28%
BANCO SABADELL	3.334	+3.38%
NOBEL BIOCAR-REG	19.8	+3.94%
FONDIARIA-SAI	7.115	+4.02%
SOLVAY SA-A	84	+4.56%
CAP GEMINI	41.93	+5.22%

Сектор	Опубл.	Всего	Усредн.рост	Сравн. с	Лучше	Хуже
All Securities	378	500	35.08%	5.73%	274	103
Oil & Gas	26	38	45.06%	8.89%	21	5
Basic Materials	22	26	54.90%	34.40%	17	5
Industrials	61	73	22.55%	6.07%	42	18
Consumer Goods	41	54	-2.58%	-1.40%	29	12
Health Care	40	45	7.11%	3.64%	32	8
Consumer Services	39	74	16.88%	5.84%	30	9
Telecommunications	5	10	-2.08%	1.03%	2	3
Utilities	17	35	2.85%	2.23%	7	10
Financials	77	83	241.12%	3.31%	54	23
Technology	50	62	24.53%	8.94%	40	10

Подиндекс DJIA Eurostoxx 600		Изм.
SX3P	351.34	+1.94%
SX4P	572.76	+1.36%
SX6P	335.86	+1.06%
SX7P	229.51	+5.22%
SX86P	120.81	+2.23%
SX8P	238.85	-0.32%
SXAP	358.44	-1.34%
SXDP	391.89	+1.25%
SXEP	358.48	+1.57%
SXFP	285.2	+0.06%
SXIP	182.15	+2.63%
SXKP	288.19	+0.35%
SXMP	191.53	-0.08%
SXNP	336.39	+0.68%
SXOP	292.28	+0.74%
SXPP	635.74	+0.15%
SXQP	416.11	+0.12%
SXRP	270.86	+0.65%
SXTP	135.89	+1.35%

Ежедневный обзор

Календарь макроэкономической статистики*						
Время, GMT	Страна	Данные	Период	Прогноз	Значение	Прошл.
11-15 FEB	CH	New Yuan Loans	JAN	1200.0B	--	480.7B
11-15 FEB	CH	Money Supply - M0 (YoY)	JAN	--	--	16.70%
11-15 FEB	CH	Money Supply - M1 (YoY)	JAN	19.60%	--	21.20%
11-15 FEB	CH	Money Supply - M2 (YoY)	JAN	19.00%	--	19.70%
02/13/2011 23:50	JN	GDP Deflator YoY	4Q P	-1.50%	--	-2.40%
02/13/2011 23:50	JN	Nominal GDP (QoQ)	4Q P	-0.50%	--	0.60%
02/13/2011 23:50	JN	GDP Annualized	4Q P	-2.00%	--	4.50%
02/13/2011 23:50	JN	Gross Domestic Product (QoQ)	4Q P	-0.50%	--	1.10%
02/14/2011 02:00	CH	Trade Balance (USD)	JAN	\$11.30B	--	\$13.10B
02/14/2011 02:00	CH	Exports YoY%	JAN	22.50%	--	17.90%
02/14/2011 02:00	CH	Imports YoY%	JAN	27.00%	--	25.60%
02/14/2011 10:00	EC	Euro-Zone Ind. Prod. wda (YoY)	DEC	8.00%	--	7.40%
02/14/2011 10:00	EC	Euro-Zone Ind. Prod. sa (MoM)	DEC	-0.20%	--	1.20%
02/14/2011 14:30	EC	ECB Calls for Bids in 7-Day Main Refinancing				
02/14/2011 14:30	EC	ECB Announces Bond Purchases				
02/14/2011 15:00	US	NY Fed President Dudley Speaks at Regional				
02/14/2011 16:30	US	U.S. to Sell USD32 Bln 3-Month Bills				
02/14/2011 16:30	US	U.S. to Sell USD30 Bln 6-Month Bills				
14-18 FEB	CH	China Property Prices	JAN	5.5	--	6.4
14-18 FEB	US	Mortgage Delinquencies	4Q	--	--	--
14-18 FEB	US	MBA Mortgage Foreclosures	4Q	--	--	--
02/15/2011 02:00	CH	Producer Price Index (YoY)	JAN	6.20%	--	5.90%
02/15/2011 02:00	CH	Consumer Price Index (YoY)	JAN	5.40%	--	4.60%
02/15/2011 04:00	JN	Tokyo Condominium Sales (YoY)	JAN	--	--	40.80%
02/15/2011 04:30	JN	Industrial Production (MoM)	DEC F	--	--	3.10%
02/15/2011 04:30	JN	Industrial Production YOY%	DEC F	--	--	4.60%
02/15/2011 04:30	JN	Capacity Utilization (MoM)	DEC F	--	--	1.60%
02/15/2011 06:00	JN	Machine Tool Orders (YoY)	JAN F	--	--	89.40%
02/15/2011 07:00	GE	GDP nsa (YoY)	4Q P	4.10%	--	3.90%
02/15/2011 07:00	GE	GDP s.a. (QOQ)	4Q P	0.50%	--	0.70%
02/15/2011 07:00	GE	GDP wda (YoY)	4Q P	4.10%	--	3.90%
02/15/2011 09:30	UK	DCLG UK House Prices (YoY)	DEC	--	--	4.00%
02/15/2011 09:30	UK	CPI (MoM)	JAN	0.20%	--	1.00%
02/15/2011 09:30	UK	CPI (YoY)	JAN	4.10%	--	3.70%
02/15/2011 09:30	UK	Core CPI YOY	JAN	3.00%	--	2.90%
02/15/2011 09:30	UK	Retail Price Index	JAN	229.3	--	228.4
02/15/2011 09:30	UK	RPI (MoM)	JAN	0.40%	--	0.70%
02/15/2011 09:30	UK	RPI (YoY)	JAN	5.20%	--	4.80%
02/15/2011 09:30	UK	RPI Ex Mort Int.Payments (YoY)	JAN	5.10%	--	4.70%
02/15/2011 10:00	EC	Euro-Zone GDP s.a. (QoQ)	4Q A	0.40%	--	0.30%
02/15/2011 10:00	EC	Euro-Zone GDP s.a. (YoY)	4Q A	2.10%	--	1.90%

Ежедневный обзор

02/15/2011 10:00	GE	Zew Survey (Current Situation)	FEB	83	--	82.8
02/15/2011 10:00	EC	ZEW Survey (Econ. Sentiment)	FEB	--	--	25.4
02/15/2011 10:00	GE	ZEW Survey (Econ. Sentiment)	FEB	20	--	15.4
02/15/2011 10:00	EC	Euro-Zone Trade Balance sa	DEC	--	--	-1.9B
02/15/2011 10:00	EC	Euro-Zone Trade Balance	DEC	1.0B	--	-0.4B
02/15/2011 10:15	EC	ECB Announces Allotment in 7-Day Main				
02/15/2011 12:00	EC	ECB Announces Allotment in 7-Day Term				
02/15/2011 13:30	US	Empire Manufacturing	FEB	15	--	11.92
02/15/2011 13:30	US	Import Price Index (MoM)	JAN	0.80%	--	1.10%
02/15/2011 13:30	US	Import Price Index (YoY)	JAN	4.40%	--	4.80%
02/15/2011 13:30	US	Advance Retail Sales	JAN	0.50%	--	0.60%
02/15/2011 13:30	US	Retail Sales Less Autos	JAN	0.50%	--	0.50%
02/15/2011 13:30	US	Retail Sales Ex Auto & Gas	JAN	0.50%	--	0.40%
02/15/2011 14:00	US	Total Net TIC Flows	DEC	\$40.0B	--	\$39.0B
02/15/2011 14:00	US	Net Long-term TIC Flows	DEC	--	--	\$85.1B
02/15/2011 15:00	US	Fed's Pinalto Speaks on Economic				
02/15/2011 15:00	US	Business Inventories	DEC	0.70%	--	0.20%
02/15/2011 15:00	US	NAHB Housing Market Index	FEB	16	--	16
02/15/2011 16:30	US	U.S. to Sell 4-Week Bills				
02/15/2011 21:30	US	API U.S. Crude Oil Inventories	11-Feb	--	--	-558K
02/15/2011 21:30	US	API Cushing Crude OK Inventory	11-Feb	--	--	-927K
02/15/2011 21:30	US	API U.S. Distillate Inventory	11-Feb	--	--	-538K
02/15/2011 21:30	US	API U.S. Gasoline Inventories	11-Feb	--	--	3212K
02/15/2011 22:00	US	ABC Consumer Confidence	13-Feb	--	--	-46
02/15/2011 23:50	JN	Tertiary Industry Index (MoM)	DEC	-0.60%	--	0.60%
02/15/2011	JN	BOJ Target Rate	15-Feb	0.10%	--	0.10%
02/16/2011 00:01	UK	Nationwide Consumer Confidence	JAN	49	--	53
02/16/2011 07:00	EC	EU 25 New Car Registrations	JAN	--	--	-3.20%
02/16/2011 08:15	EC	ECB Calls for Bids in 7-Day Dollar Tender				
02/16/2011 08:15	EC	ECB's Mersch Speaks At Event in				
02/16/2011 09:30	UK	Claimant Count Rate	JAN	4.50%	--	4.50%
02/16/2011 09:30	UK	Jobless Claims Change	JAN	-2.0K	--	-4.1K
02/16/2011 09:30	UK	Average Weekly Earnings 3M/YoY	DEC	2.00%	--	2.10%
02/16/2011 09:30	UK	Weekly Earnings exBonus 3M/YoY	DEC	2.30%	--	2.30%
02/16/2011 09:30	UK	ILO Unemployment Rate (3mths)	DEC	7.90%	--	7.90%
02/16/2011 10:00	EC	ECB Announces Allotment in 7-Day Dollar				
02/16/2011 10:30	UK	Bank of England Inflation Report				
02/16/2011 12:00	US	MBA Mortgage Applications	11-Feb	--	--	-5.50%
02/16/2011 13:30	US	Housing Starts	JAN	537K	--	529K
02/16/2011 13:30	US	Building Permits	JAN	570K	--	635K
02/16/2011 13:30	US	Housing Starts MOM%	JAN	1.40%	--	-4.30%
02/16/2011 13:30	US	Building Permits MOM%	JAN	-9.10%	--	16.70%
02/16/2011 13:30	US	Producer Price Index (MoM)	JAN	0.80%	--	1.10%

Ежедневный обзор

02/16/2011 13:30	US	PPI Ex Food & Energy (MoM)	JAN	0.20%	--	0.20%
02/16/2011 13:30	US	Producer Price Index (YoY)	JAN	3.50%	--	4.00%
02/16/2011 13:30	US	PPI Ex Food & Energy (YoY)	JAN	1.20%	--	1.30%
02/16/2011 14:15	US	Industrial Production	JAN	0.60%	--	0.80%
02/16/2011 14:15	US	Capacity Utilization	JAN	76.40%	--	76.00%
02/16/2011 15:30	US	DOE U.S. Crude Oil Inventories	11-Feb	--	--	1898K
02/16/2011 15:30	US	DOE Cushing OK Crude Inventory	11-Feb	--	--	-927K
02/16/2011 15:30	US	DOE U.S. Distillate Inventory	11-Feb	--	--	288K
02/16/2011 15:30	US	DOE U.S. Gasoline Inventories	11-Feb	--	--	4663K
02/16/2011 15:30	US	DOE U.S. Refinery Utilization	11-Feb	--	--	0.20%
02/16/2011 15:30	US	DOE Crude Oil Implied Demand	11-Feb	--	--	14235
02/16/2011 15:30	US	DOE Distillate Implied Demand	11-Feb	--	--	4516.9
02/16/2011 15:30	US	DOE Gasoline Implied Demand	11-Feb	--	--	8722.6
02/16/2011 19:00	US	Fed Releases Minutes of Jan. 25-26 FOMC				
02/16/2011 19:00	US	Minutes of FOMC Meeting				
02/16/2011 23:50	JN	Japan Buying Foreign Bonds	11-Feb	--	--	¥388.0B
02/16/2011 23:50	JN	Japan Buying Foreign Stocks	11-Feb	--	--	-¥8.0B
02/16/2011 23:50	JN	Foreign Buying Japan Bonds	11-Feb	--	--	¥224.2B
02/16/2011 23:50	JN	Foreign Buying Japan Stocks	11-Feb	--	--	¥197.6B
16-18 FEB	JN	Nationwide Dept. Sales (YoY)	JAN	--	--	--
16-18 FEB	JN	Tokyo Dept. Store Sales (YoY)	JAN	--	--	--
02/17/2011 02:00	CH	Actual FDI (YoY)	JAN	17.20%	--	15.60%
02/17/2011 05:00	JN	Coincident Index CI	DEC F	--	--	103.1
02/17/2011 05:00	JN	Leading Index CI	DEC F	--	--	101.4
02/17/2011 09:00	EC	Euro-Zone Current Account nsa	DEC	--	--	-6.0B
02/17/2011 09:00	EC	ECB Euro-Zone Current Account SA	DEC	--	--	-11.2B
02/17/2011 10:00	EC	Construction Output SA MoM	DEC	--	--	-0.90%
02/17/2011 10:00	EC	Construction Output WDA YoY	DEC	--	--	-6.80%
02/17/2011 11:00	UK	CBI Trends Total Orders	FEB	-6	--	-16
02/17/2011 13:30	US	Consumer Price Index (MoM)	JAN	0.40%	--	0.50%
02/17/2011 13:30	US	CPI Ex Food & Energy (MoM)	JAN	0.10%	--	0.10%
02/17/2011 13:30	US	Consumer Price Index (YoY)	JAN	1.60%	--	1.50%
02/17/2011 13:30	US	CPI Ex Food & Energy (YoY)	JAN	1.00%	--	0.80%
02/17/2011 13:30	US	CPI Core Index SA	JAN	--	--	222.187
02/17/2011 13:30	US	Consumer Price Index NSA	JAN	--	--	219.179
02/17/2011 13:30	US	Initial Jobless Claims	12-Feb	400K	--	383K
02/17/2011 13:30	US	Continuing Claims	5-Feb	--	--	3888K
02/17/2011 15:00	US	Bernanke, Bair, Schapiro Testify on Dodd-				
02/17/2011 15:00	EC	Euro-Zone Consumer Confidence	FEB A	-11	--	-11.2
02/17/2011 15:00	US	Leading Indicators	JAN	0.30%	--	1.00%
02/17/2011 15:00	US	Philadelphia Fed.	FEB	20.9	--	19.3
02/17/2011 15:30	US	EIA Natural Gas Storage Change	11-Feb	--	--	-209
02/17/2011 17:30	US	Fed's Evans Speaks on Economy in				

Ежедневный обзор

02/17/2011 18:00	US	U.S. to Sell USD9 Bln 30-Year TIPS				
02/17/2011 21:00	US	RPX Composite 28dy YoY	DEC	--	--	-2.18%
02/17/2011 21:00	US	RPX Composite 28dy Index	31-Dec	--	--	189.44
02/18/2011 02:00	CH	Conference Board China December Leading				
02/18/2011 07:00	GE	Producer Prices (MoM)	JAN	0.60%	--	0.70%
02/18/2011 07:00	GE	Producer Prices (YoY)	JAN	5.10%	--	5.30%
02/18/2011 09:30	UK	Retail Sales Ex Auto Fuel(MoM)	JAN	0.10%	--	-0.30%
02/18/2011 09:30	UK	Retail Sales Ex Auto Fuel(YoY)	JAN	4.10%	--	1.00%
02/18/2011 09:30	UK	Retail Sales w/Auto Fuel (MoM)	JAN	0.60%	--	-0.80%
02/18/2011 09:30	UK	Retail Sales w/Auto Fuel (YoY)	JAN	4.00%	--	0.00%
02/18/2011 13:00	US	Bernanke Speaks on Global Imbalances in				
02/18/2011 18:00	US	Baker Hughes U.S. Rig Count	18-Feb	--	--	--
02/21/2011 00:01	UK	Rightmove House Prices (MoM)	FEB	--	--	0.30%
02/21/2011 00:01	UK	Rightmove House Prices (YoY)	FEB	--	--	0.40%
02/21/2011 04:30	JN	All Industry Activity Index (MoM)	DEC	--	--	-0.10%
02/21/2011 08:30	GE	PMI Manufacturing	FEB A	--	--	60.5
02/21/2011 08:30	GE	PMI Services	FEB A	--	--	60.3
02/21/2011 09:00	EC	PMI Composite	FEB A	--	--	57
02/21/2011 09:00	GE	IFO - Business Climate	FEB	--	--	110.3
02/21/2011 09:00	GE	IFO - Current Assessment	FEB	--	--	112.8
02/21/2011 09:00	GE	IFO - Expectations	FEB	--	--	107.8
02/21/2011 09:00	EC	PMI Manufacturing	FEB A	--	--	57.3
02/21/2011 09:00	EC	PMI Services	FEB A	--	--	55.9
02/21/2011 14:30	EC	ECB Calls for Bids in 7-Day Main Refinancing				
02/21/2011 14:30	EC	ECB Announces Bond Purchases				
02/21/2011 16:00	IT	Mario Draghi Speaks at Conference in				
02/22/2011 09:30	UK	Public Finances (PSNCR)	JAN	--	--	25.5B
02/22/2011 09:30	UK	PSNB ex Interventions	JAN	--	--	16.8B
02/22/2011 09:30	UK	Public Sector Net Borrowing	JAN	--	--	15.3B
02/22/2011 10:15	EC	ECB Announces Allotment in 7-Day Main				
02/22/2011 12:00	EC	ECB Announces Allotment in 7-Day Term				
02/22/2011 14:00	US	S&P/CaseShiller Home Price Ind	DEC	--	--	143.85
02/22/2011 14:00	US	S&P/CS 20 City MoM% SA	DEC	--	--	-0.54%
02/22/2011 14:00	US	S&P/CS Composite-20 YoY	DEC	--	--	-1.59%
02/22/2011 14:00	US	S&P/Case-Shiller US HPI	4Q	--	--	135.48
02/22/2011 14:00	US	S&P/Case-Shiller US HPI YOY%	4Q	--	--	-1.51%
02/22/2011 14:30	EC	ECB Calls for Bids in 3-Month Tender				
02/22/2011 15:00	US	Consumer Confidence	FEB	61.5	--	60.6
02/22/2011 15:00	US	Richmond Fed Manufact. Index	FEB	--	--	18
02/22/2011 16:30	US	U.S. to Sell 3-Month Bills				
02/22/2011 16:30	US	U.S. to Sell 6-Month Bills				
02/22/2011 18:00	US	U.S. to Sell 2-Year Notes				
02/22/2011 18:00	US	Fed's Kocherlakota Speaks in Pierre, South				

Ежедневный обзор

02/22/2011 22:00	US	ABC Consumer Confidence	20-Feb	--	--	--
02/22/2011 23:50	JN	Corp Service Price Index (YoY)	JAN	--	--	-1.30%
02/22/2011 23:50	JN	Merchnds Trade Balance Total	JAN	--	--	¥727.7B
02/22/2011 23:50	JN	Adjusted Merchnds Trade Bal.	JAN	--	--	¥707.3B
02/22/2011 23:50	JN	Merchnds Trade Exports YoY	JAN	--	--	13
02/22/2011 23:50	JN	Merchnds Trade Imports YoY	JAN	--	--	10.6
02/23/2011 01:00	JN	Small Business Confidence	FEB	--	--	45.8
02/23/2011 08:15	EC	ECB Calls for Bids in 7-Day Dollar Tender				
02/23/2011 09:30	UK	Bank of England Minutes				
02/23/2011 09:30	UK	BBA Loans for House Purchase	JAN	--	--	28726
02/23/2011 10:00	EC	ECB Announces Allotment in 7-Day Dollar				
02/23/2011 10:00	EC	Industrial New Orders NSA (YoY)	DEC	--	--	19.90%
02/23/2011 10:00	EC	Industrial New Orders SA (MoM)	DEC	--	--	2.10%
02/23/2011 10:15	EC	ECB Announces Allotment in 3-Month				
02/23/2011 12:00	US	MBA Mortgage Applications	18-Feb	--	--	--
02/23/2011 15:00	US	Existing Home Sales	JAN	--	--	5.28M
02/23/2011 15:00	US	Existing Home Sales MoM	JAN	--	--	12.30%
02/23/2011 16:30	US	U.S. to Sell 4-Week Bills				
02/23/2011 17:00	EC	ECB's Trichet, Quaden Speak in Liege,				
02/23/2011 17:15	EC	ECB's Axel Weber Speaks At Zurich				
02/23/2011 17:30	US	Kansas City Fed's Hoenig Speaks on				
02/23/2011 18:00	US	U.S. to Sell 5-Year Notes				
02/23/2011 18:30	US	Fed's Plosser Speaks on Economic Outlook				
02/23/2011 21:30	US	API U.S. Crude Oil Inventories	18-Feb	--	--	--
02/23/2011 21:30	US	API Cushing Crude OK Inventory	18-Feb	--	--	--
02/23/2011 21:30	US	API U.S. Distillate Inventory	18-Feb	--	--	--
02/23/2011 21:30	US	API U.S. Gasoline Inventories	18-Feb	--	--	--
02/23/2011 23:50	JN	Japan Buying Foreign Bonds	18-Feb	--	--	--
02/23/2011 23:50	JN	Japan Buying Foreign Stocks	18-Feb	--	--	--
02/23/2011 23:50	JN	Foreign Buying Japan Bonds	18-Feb	--	--	--
02/23/2011 23:50	JN	Foreign Buying Japan Stocks	18-Feb	--	--	--
02/24/2011 07:00	GE	GfK Consumer Confidence Survey	MAR	--	--	5.7
02/24/2011 07:00	GE	GDP nsa (YoY)	4Q F	--	--	--
02/24/2011 07:00	GE	Domestic Demand	4Q F	--	--	0.40%
02/24/2011 07:00	GE	Exports	4Q F	--	--	2.30%
02/24/2011 07:00	GE	Capital Investment	4Q F	--	--	1.30%
02/24/2011 07:00	GE	Government Spending	4Q F	--	--	1.10%
02/24/2011 07:00	GE	Construction Investment	4Q F	--	--	-0.40%
02/24/2011 07:00	GE	Imports	4Q F	--	--	1.90%
02/24/2011 07:00	GE	Private Consumption	4Q F	--	--	0.40%
02/24/2011 07:00	GE	GDP s.a. (QOQ)	4Q F	--	--	--
02/24/2011 07:00	GE	GDP wda (YoY)	4Q F	--	--	--
02/24/2011 10:00	EC	Business Climate Indicator	FEB	--	--	1.58

Ежедневный обзор

02/24/2011 10:00	EC	Euro-Zone Consumer Confidence	FEB F	--	--	-11.2
02/24/2011 10:00	EC	Euro-Zone Economic Confidence	FEB	--	--	106.5
02/24/2011 10:00	EC	Euro-Zone Indust. Confidence	FEB	--	--	6
02/24/2011 10:00	EC	Euro-zone Services Confidence	FEB	--	--	9.2
02/24/2011 11:00	UK	CBI Reported Sales	FEB	--	--	37
02/24/2011 13:30	US	Fed's Bullard Speaks in Bowling Green,				
02/24/2011 13:30	US	Chicago Fed Nat Activity Index	JAN	--	--	0.03
02/24/2011 13:30	US	Cap Goods Orders Nondef Ex Air	JAN	--	--	1.40%
02/24/2011 13:30	US	Cap Goods Ship Nondef Ex Air	JAN	--	--	1.70%
02/24/2011 13:30	US	Durable Goods Orders	JAN	--	--	-2.50%
02/24/2011 13:30	US	Durables Ex Transportation	JAN	--	--	0.50%
02/24/2011 13:30	US	Initial Jobless Claims	19-Feb	--	--	--
02/24/2011 13:30	US	Continuing Claims	12-Feb	--	--	--
02/24/2011 15:00	US	House Price Purchase Index QoQ	4Q	--	--	-1.60%
02/24/2011 15:00	US	House Price Index MoM	DEC	--	--	0.00%
02/24/2011 15:00	US	New Home Sales MoM	JAN	--	--	17.50%
02/24/2011 15:00	US	New Home Sales	JAN	--	--	329K
02/24/2011 15:30	US	DOE U.S. Crude Oil Inventories	18-Feb	--	--	--
02/24/2011 15:30	US	DOE Cushing OK Crude Inventory	18-Feb	--	--	--
02/24/2011 15:30	US	DOE U.S. Distillate Inventory	18-Feb	--	--	--
02/24/2011 15:30	US	DOE U.S. Gasoline Inventories	18-Feb	--	--	--
02/24/2011 15:30	US	DOE U.S. Refinery Utilization	18-Feb	--	--	--
02/24/2011 15:30	US	EIA Natural Gas Storage Change	18-Feb	--	--	--
02/24/2011 15:30	US	DOE Crude Oil Implied Demand	18-Feb	--	--	--
02/24/2011 15:30	US	DOE Distillate Implied Demand	18-Feb	--	--	--
02/24/2011 15:30	US	DOE Gasoline Implied Demand	18-Feb	--	--	--
02/24/2011 18:00	US	U.S. to Sell 7-Year Notes				
02/24/2011 23:30	JN	Tokyo CPI YoY	FEB	--	--	-0.10%
02/24/2011 23:30	JN	Tokyo CPI Ex-Fresh Food YoY	FEB	--	--	-0.20%
02/24/2011 23:30	JN	Tokyo CPI Ex Food, Energy YoY	FEB	--	--	-0.30%
02/24/2011 23:30	JN	Natl CPI YoY	JAN	--	--	0.00%
02/24/2011 23:30	JN	Natl CPI Ex-Fresh Food YoY	JAN	--	--	--
02/24/2011 23:30	JN	Natl CPI Ex Food, Energy YoY	JAN	--	--	-0.70%
02/25/2011 00:01	UK	GfK Consumer Confidence Survey	FEB	--	--	-29
02/25/2011 01:35	CH	MNI Business Condition Survey	FEB	--	--	61.11
02/25/2011 09:00	EC	Euro-Zone M3 s.a. 3 mth ave.	JAN	--	--	1.60%
02/25/2011 09:00	EC	Euro-Zone M3 s.a. (YoY)	JAN	--	--	1.70%
02/25/2011 09:30	UK	GDP (QoQ)	4Q P	--	--	-0.50%
02/25/2011 09:30	UK	GDP (YoY)	4Q P	--	--	1.70%
02/25/2011 09:30	UK	Private Consumption	4Q P	--	--	0.30%
02/25/2011 09:30	UK	Government Spending	4Q P	--	--	-0.40%
02/25/2011 09:30	UK	Gross Fixed Capital Formation	4Q P	--	--	3.40%
02/25/2011 09:30	UK	Exports	4Q P	--	--	1.50%

Ежедневный обзор

02/25/2011 09:30	UK	Imports	4Q P	--	--	1.70%
02/25/2011 09:30	UK	Index of Services (MoM)	DEC	--	--	0.00%
02/25/2011 09:30	UK	Index of Services (3mth/3mth)	DEC	--	--	0.50%
02/25/2011 09:30	UK	Total Business Investment(QoQ)	4Q P	--	--	3.10%
02/25/2011 09:30	UK	Total Business Investment(YoY)	4Q P	--	--	8.90%
02/25/2011 13:30	US	GDP QoQ (Annualized)	4Q S	--	--	3.20%
02/25/2011 13:30	US	GDP Price Index	4Q S	--	--	0.30%
02/25/2011 13:30	US	Core PCE QoQ	4Q S	--	--	0.40%
02/25/2011 13:30	US	Personal Consumption	4Q S	--	--	4.40%
02/25/2011 14:55	US	U. of Michigan Confidence	FEB F	--	--	--
02/25/2011 15:15	US	Fed's Lacker, Diamond Discuss Report on				
02/25/2011 18:00	US	Baker Hughes U.S. Rig Count	25-Feb	--	--	--
02/25/2011 18:30	US	Fed's Yellen, BOE's Bean, ECB's Constancio				
02/25/2011	GE	Consumer Price Index (MoM)	FEB P	--	--	--
02/25/2011	GE	Consumer Price Index (YoY)	FEB P	--	--	--
02/25/2011	GE	CPI - Brandenburg (MoM)	FEB	--	--	-0.50%
02/25/2011	GE	CPI - Brandenburg (YoY)	FEB	--	--	1.50%
02/25/2011	GE	CPI - Bavaria (MoM)	FEB	--	--	-0.30%
02/25/2011	GE	CPI - Bavaria (YoY)	FEB	--	--	2.00%
02/25/2011	GE	CPI - Baden Wuerttemberg (MoM)	FEB	--	--	-0.40%
02/25/2011	GE	CPI - Baden Wuerttemberg (YoY)	FEB	--	--	2.10%
02/25/2011	GE	CPI - Hesse (MoM)	FEB	--	--	-0.50%
02/25/2011	GE	CPI - Hesse (YoY)	FEB	--	--	1.60%
02/25/2011	GE	CPI - EU Harmonised (MoM)	FEB P	--	--	--
02/25/2011	GE	CPI - EU Harmonised (YoY)	FEB P	--	--	--
02/25/2011	GE	CPI - North Rhine-West. (MoM)	FEB	--	--	-0.50%
02/25/2011	GE	CPI - North Rhine-West. (YoY)	FEB	--	--	2.00%
02/25/2011	GE	CPI - Saxony (MoM)	FEB	--	--	-0.50%
02/25/2011	GE	CPI - Saxony (YoY)	FEB	--	--	1.90%

Календарь отчетности компаний индекса S&P 500

Company Name	Company Ticker	Date	Time	Actual	Estimate	Surprise
Agilent Technologies Inc	A US	2/14/2011	21:05		0.575	
Marriott International Inc/DE	MAR US	2/14/2011	21:30		0.362	
FMC Technologies Inc	FTI US	2/14/2011	Aft-mkt		0.698	
Masco Corp	MAS US	2/14/2011	Aft-mkt		-0.03	
Watson Pharmaceuticals Inc	WPI US	2/15/2011	Bef-mkt		0.931	
HCP Inc	HCP US	2/15/2011	Bef-mkt		0.595	
Host Hotels & Resorts Inc	HST US	2/15/2011	Bef-mkt		0.276	
CenturyLink Inc	CTL US	2/15/2011	Bef-mkt		0.772	
Marsh & McLennan Cos Inc	MMC US	2/15/2011	Bef-mkt		0.389	
Qwest Communications International Inc	Q US	2/15/2011	12:00		0.096	
Analog Devices Inc	ADI US	2/15/2011	21:00		0.651	
Nabors Industries Ltd	NBR US	2/15/2011	Aft-mkt		0.376	
Dell Inc	DELL US	2/15/2011			0.366	
Omnicom Group Inc	OMC US	2/15/2011			0.805	
Health Care REIT Inc	HCN US	2/16/2011	Bef-mkt		0.77	
Genzyme Corp	GENZ US	2/16/2011	Bef-mkt		0.868	
FirstEnergy Corp	FE US	2/16/2011	Bef-mkt		0.801	
Cablevision Systems Corp	CVC US	2/16/2011	Bef-mkt		0.406	
Dean Foods Co	DF US	2/16/2011	Bef-mkt		0.144	
Devon Energy Corp	DVN US	2/16/2011	Bef-mkt		1.381	
Deere & Co	DE US	2/16/2011	12:00		0.952	
Abercrombie & Fitch Co	ANF US	2/16/2011	12:00		1.317	
Comcast Corp	CMCSA US	2/16/2011	12:00		0.324	
NVIDIA Corp	NVDA US	2/16/2011	21:20		0.203	
O'Reilly Automotive Inc	ORLY US	2/16/2011	23:30		0.633	
CBS Corp	CBS US	2/16/2011	Aft-mkt		0.435	
Cliffs Natural Resources Inc	CLF US	2/16/2011	Aft-mkt		2.213	
Express Scripts Inc	ESRX US	2/16/2011	Aft-mkt		0.7	
NetApp Inc	NTAP US	2/16/2011	Aft-mkt		0.497	
Ventas Inc	VTR US	2/17/2011	Bef-mkt		0.749	
Waste Management Inc	WM US	2/17/2011	Bef-mkt		0.55	
Ecolab Inc	ECL US	2/17/2011	Bef-mkt		0.607	
PG&E Corp	PCG US	2/17/2011	Bef-mkt		0.726	
Williams Cos Inc/The	WMB US	2/17/2011	Bef-mkt		0.28	

Ежедневный обзор

Dr Pepper Snapple Group Inc	DPS US	2/17/2011	Bef-mkt	0.64
Newfield Exploration Co	NFX US	2/17/2011	Bef-mkt	1.258
Duke Energy Corp	DUK US	2/17/2011	12:00	0.233
JM Smucker Co/The	SJM US	2/17/2011	12:00	1.257
Nordstrom Inc	JWN US	2/17/2011	21:05	0.994
Intuit Inc	INTU US	2/17/2011	Aft-mkt	0.336
CF Industries Holdings Inc	CF US	2/17/2011	Aft-mkt	2.612
Apache Corp	APA US	2/17/2011		2.442
First Solar Inc	FSLR US	2/17/2011		1.744
Campbell Soup Co	CPB US	2/18/2011	Bef-mkt	0.718
EOG Resources Inc	EOG US	2/18/2011	Bef-mkt	0.259
Progress Energy Inc	PGN US	2/18/2011	12:30	0.446
Allegheny Energy Inc	AYE US	2/18/2011		0.486
Pinnacle West Capital Corp	PNW US	2/18/2011		0.01
Hormel Foods Corp	HRL US	2/18/2011		0.848
Windstream Corp	WIN US	2/18/2011		0.199
Oneok Inc	OKE US	2/21/2011	Aft-mkt	0.785
Expeditors International of Washington Inc	EXPD US	2/22/2011	Bef-mkt	0.448
RR Donnelley & Sons Co	RRD US	2/22/2011	Bef-mkt	0.47
Medco Health Solutions Inc	MHS US	2/22/2011	Bef-mkt	0.937
Home Depot Inc	HD US	2/22/2011	11:00	0.303
Wal-Mart Stores Inc	WMT US	2/22/2011	12:00	1.314
VF Corp	VFC US	2/22/2011	12:00	1.648
Public Service Enterprise Group Inc	PEG US	2/22/2011	13:45	0.615
Cabot Oil & Gas Corp	COG US	2/22/2011	Aft-mkt	0.204
RadioShack Corp	RSH US	2/22/2011	Aft-mkt	0.536
Hewlett-Packard Co	HPQ US	2/22/2011	Aft-mkt	1.284
Chesapeake Energy Corp	CHK US	2/22/2011	Aft-mkt	0.642
Lowe's Cos Inc	LOW US	2/22/2011		0.175
NRG Energy Inc	NRG US	2/22/2011		0.409
Quanta Services Inc	PWR US	2/22/2011		0.202
Macy's Inc	M US	2/22/2011		1.523
Genuine Parts Co	GPC US	2/22/2011		0.703
Ameren Corp	AEE US	2/22/2011		0.23
Denbury Resources Inc	DNR US	2/23/2011	Bef-mkt	0.198
Frontier Communications Corp	FTR US	2/23/2011	Bef-mkt	0.1
American Tower Corp	AMT US	2/23/2011	12:00	0.221
TJX Cos Inc	TJX US	2/23/2011	14:30	1.02

Ежедневный обзор

QEP Resources Inc	QEP US	2/23/2011	Aft-mkt	0.343
Ltd Brands Inc	LTD US	2/23/2011	Aft-mkt	1.25
Flowserve Corp	FLS US	2/23/2011	Aft-mkt	1.964
Integrus Energy Group Inc	TEG US	2/24/2011	1:00	0.78
DIRECTV	DTV US	2/23/2011		0.63
priceline.com Inc	PCLN US	2/23/2011		3.098
Washington Post Co/The	WPO US	2/23/2011		8.72
Medtronic Inc	MDT US	2/23/2011		0.833
Fluor Corp	FLR US	2/23/2011		0.748
Sears Holdings Corp	SHLD US	2/24/2011	Bef-mkt	3.574
MetroPCS Communications Inc	PCS US	2/24/2011	Bef-mkt	0.13
Iron Mountain Inc	IRM US	2/24/2011	Bef-mkt	0.298
Safeway Inc	SWY US	2/24/2011	Bef-mkt	0.581
Patterson Cos Inc	PDCO US	2/24/2011	Bef-mkt	0.511
Newmont Mining Corp	NEM US	2/24/2011	Bef-mkt	1.138
Kohl's Corp	KSS US	2/24/2011	12:00	1.66
El Paso Corp	EP US	2/24/2011	12:30	0.231
CMS Energy Corp	CMS US	2/24/2011	13:30	0.205
Gap Inc/The	GPS US	2/24/2011	21:00	0.57
American International Group Inc	AIG US	2/24/2011	Aft-mkt	-20.385
Salesforce.com Inc	CRM US	2/24/2011	Aft-mkt	0.262
Range Resources Corp	RRC US	2/24/2011		0.136
Autodesk Inc	ADSK US	2/24/2011		0.332
Nicor Inc	GAS US	2/24/2011		0.93
Applied Materials Inc	AMAT US	2/24/2011		0.322
Vornado Realty Trust	VNO US	2/24/2011		1.576
Target Corp	TGT US	2/24/2011		1.393
Pepco Holdings Inc	POM US	2/25/2011	Bef-mkt	0.093
Rowan Cos Inc	RDC US	2/25/2011	Bef-mkt	0.289
Tenet Healthcare Corp	THC US	2/25/2011	Bef-mkt	0.078
Interpublic Group of Cos Inc/The	IPG US	2/25/2011	12:00	0.307
JC Penney Co Inc	JCP US	2/25/2011	12:50	1.16
Sempra Energy	SRE US	2/25/2011		0.944
AES Corp/The	AES US	2/25/2011		0.254
Public Storage	PSA US	2/25/2011		1.367
Leucadia National Corp	LUK US	2/25/2011		
Southwestern Energy Co	SWN US	2/25/2011		0.423
Northeast Utilities	NU US	2/25/2011		0.649
Mylan Inc/PA	MYL US	2/25/2011		0.441

Календарь отчетности компаний индекса Dow Jones Eurostoxx 600

Company Name	Company Ticker	Date	Time	Actual	Estimate	Surprise
Nexans SA	NEX FP	2/14/2011	Bef-mkt		1.944	
Bilfinger Berger SE	GBF GR	2/14/2011	6:30		5.77	
Meda AB	MEDAA SS	2/14/2011			5.073	
Metropole Television SA	MMT FP	2/15/2011	Bef-mkt		1.189	
Straumann Holding AG	STMN SW	2/15/2011	5:30		8.949	
Air Liquide SA	AI FP	2/15/2011	6:30		4.925	
Danone	BN FP	2/15/2011	6:30		2.725	
Trelleborg AB	TRELB SS	2/15/2011	6:45		5.553	
Intercontinental Hotels Group PLC	IHG LN	2/15/2011	7:00		0.947	
Yara International ASA	YAR NO	2/15/2011	7:00		21.208	
British Land Co PLC	BLND LN	2/15/2011	7:00		0.07	
Barclays PLC	BARC LN	2/15/2011	7:00		0.266	
Puma AG Rudolf Dassler Sport	PUM GR	2/15/2011	9:00		15.197	
Imerys SA	NK FP	2/15/2011	Aft-mkt		3.22	
EDF SA	EDF FP	2/15/2011			1.88	
Imtech NV	IM NA	2/15/2011			1.922	
Deutsche Boerse AG	DB1 GR	2/15/2011			3.29	
Sydbank A/S	SYDB DC	2/15/2011			10.384	
Croda International PLC	CRDA LN	2/15/2011			0.91	
Atos Origin SA	ATO FP	2/16/2011	Bef-mkt		2.71	
Storebrand ASA	STB NO	2/16/2011	5:30		3.542	
Societe Generale	GLE FP	2/16/2011	6:00		5.14	
Heineken Holding NV	HEIO NA	2/16/2011	6:00		2.783	
Synthes Inc	SYST VX	2/16/2011	6:00		7.668	
Clariant AG	CLN VX	2/16/2011	6:00		1.631	
ING Groep NV	INGA NA	2/16/2011	6:00		0.973	
Heineken NV	HEIA NA	2/16/2011	6:00		2.47	
Oriflame Cosmetics SA	ORI SS	2/16/2011	6:15		2.044	
Norsk Hydro ASA	NHY NO	2/16/2011	6:30		1.274	
Kinnevik Investment AB	KINVB SS	2/16/2011	7:00		10.405	
ENI SpA	ENI IM	2/16/2011	7:00		1.879	
Daimler AG	DAI GR	2/16/2011	9:00		4.52	
Temenos Group AG	TEMN SW	2/16/2011	16:30		1.503	
ICADE	ICAD FP	2/16/2011	Aft-mkt		1.896	
Societe BIC SA	BB FP	2/16/2011			4.385	

Ежедневный обзор

BHP Billiton PLC	BLT LN	2/16/2011		1.832
ABB Ltd	ABBN VX	2/17/2011	5:00	1.177
AXA SA	CS FP	2/17/2011	6:00	1.565
Akzo Nobel NV	AKZA NA	2/17/2011	6:00	3.339
Swiss Reinsurance Co Ltd	RUKN VX	2/17/2011	6:00	4.039
BNP Paribas	BNP FP	2/17/2011	6:00	6.575
Actelion Ltd	ATLN VX	2/17/2011	6:00	3.618
Technip SA	TEC FP	2/17/2011	6:00	3.723
PPR	PP FP	2/17/2011	6:00	7.421
Nestle SA	NESN VX	2/17/2011	6:15	3.192
Schneider Electric SA	SU FP	2/17/2011	6:30	6.96
Pernod-Ricard SA	RI FP	2/17/2011	6:30	2.698
Swisscom AG	SCMN VX	2/17/2011	6:30	36.208
Randstad Holding NV	RAND NA	2/17/2011	6:30	1.976
Aker Solutions ASA	AKSO NO	2/17/2011	7:00	6.61
Petroleum Geo-Services ASA	PGS NO	2/17/2011	7:00	0.336
FLSmidth & Co A/S	FLS DC	2/17/2011	7:00	26.114
Ladbrokes PLC	LAD LN	2/17/2011	7:00	0.143
Ratos AB	RATOB SS	2/17/2011	7:30	10.15
Nobel Biocare Holding AG	NOBN VX	2/17/2011	8:30	0.462
Corio NV	CORA NA	2/17/2011	Aft-mkt	2.926
Eutelsat Communications	ETL FP	2/17/2011	Aft-mkt	0.75
Societe Television Francaise 1	TFI FP	2/17/2011		0.631
Reed Elsevier NV	REN NA	2/17/2011		0.778
Eramet	ERA FP	2/17/2011		14.255
Schindler Holding AG	SCHP SW	2/17/2011		5.648
Solvay SA	SOLB BB	2/17/2011		3.124
Gecina SA	GFC FP	2/17/2011		5.357
Cap Gemini SA	CAP FP	2/17/2011		2.039
BAE Systems PLC	BA/ LN	2/17/2011		0.421
Reed Elsevier PLC	REL LN	2/17/2011		0.43
Schibsted ASA	SCH NO	2/18/2011	6:00	9.973
Lafarge SA	LG FP	2/18/2011	6:00	2.977
Charter International PLC	CHTR LN	2/18/2011	7:00	0.655
SES SA	SESG FP	2/18/2011	7:00	1.218
Jeronimo Martins SGPS SA	JMT PL	2/18/2011	7:30	0.445
Alpiq Holding AG	ALPH SW	2/18/2011		21.92
Bolsas y Mercados Espanoles SA	BME SM	2/18/2011		1.805
Voestalpine AG	VOE AV	2/18/2011		0.72
Anglo American PLC	AAL LN	2/18/2011		3.907

Ежедневный обзор

Rentokil Initial PLC	RTO LN	2/18/2011		0.08
Carlsberg A/S	CARLB DC	2/21/2011	6:00	36.548
TNT NV	TNT NA	2/21/2011		1.382
Merck KGaA	MRK GR	2/21/2011		6.343
Hammerson PLC	HMSO LN	2/21/2011		0.196
Fonciere Des Regions	FDR FP	2/22/2011	Bef-mkt	5.581
Wienerberger AG	WIE AV	2/22/2011	7:00	-0.371
Gas Natural SDG SA	GAS SM	2/22/2011		1.229
Jyske Bank A/S	JYSK DC	2/22/2011		14.602
Dragon Oil PLC	DGO ID	2/22/2011		0.686
Kerry Group PLC	KYG ID	2/22/2011		1.923
Drax Group PLC	DRX LN	2/22/2011		0.612
Informa PLC	INF LN	2/22/2011		0.348
Bunzl PLC	BNZL LN	2/22/2011		0.595
Telekom Austria AG	TKA AV	2/23/2011	6:00	0.659
Accor SA	AC FP	2/23/2011	6:00	1.109
Natixis	KN FP	2/23/2011	6:00	0.431
Koninklijke DSM NV	DSM NA	2/23/2011	6:15	3.166
OMV AG	OMV AV	2/23/2011	6:30	3.976
Rhodia SA	RHA FP	2/23/2011	6:30	2.556
CNP Assurances	CNP FP	2/23/2011	6:30	1.829
Capital Shopping Centres Group PLC	CSCG LN	2/23/2011	7:00	0.155
Husqvarna AB	HUSQB SS	2/23/2011	7:00	3.274
Wolters Kluwer NV	WKL NA	2/23/2011	7:00	1.473
Swedish Match AB	SWMA SS	2/23/2011	7:00	11.038
Subsea 7 SA	SUBC NO	2/23/2011	11:00	0.255
Vallourec SA	VK FP	2/23/2011	16:45	3.755
Tenaris SA	TEN IM	2/23/2011	Aft-mkt	1
Ferrovial SA	FER SM	2/23/2011	Aft-mkt	0.12
Commerzbank AG	CBK GR	2/23/2011		0.998
CSM	CSM NA	2/23/2011		1.846
	MAERSKB			
AP Moller - Maersk A/S	DC	2/23/2011		5762.72
Iberdrola Renovables SA	IBR SM	2/23/2011		0.094
Fresenius Medical Care AG & Co KGaA	FME GR	2/23/2011		3.26
Fresenius SE & Co KGaA	FRE GR	2/23/2011		4.034
Rexam PLC	REX LN	2/23/2011		0.322
Henderson Group PLC	HGG LN	2/23/2011		0.097
Travis Perkins PLC	TPK LN	2/23/2011		0.752

Ежедневный обзор

Logica PLC	LOG LN	2/23/2011		0.121
Iberdrola SA	IBE SM	2/24/2011	Bef-mkt	0.514
Repsol YPF SA	REP SM	2/24/2011	Bef-mkt	1.752
Seadrill Ltd	SDRL NO	2/24/2011	Bef-mkt	2.748
EDP Renovaveis SA	EDPR PL	2/24/2011	Bef-mkt	0.101
Portugal Telecom SGPS SA	PTC PL	2/24/2011	Bef-mkt	0.456
BASF SE	BAS GR	2/24/2011	6:00	5.241
Royal Bank of Scotland Group PLC	RBS LN	2/24/2011	6:00	0.006
Allianz SE	ALV GR	2/24/2011	6:00	11.228
RWE AG	RWE GR	2/24/2011	6:00	6.915
RSA Insurance Group PLC	RSA LN	2/24/2011	7:00	0.109
Mondi PLC	MNDI LN	2/24/2011	7:00	0.447
Telenet Group Holding NV	TNET BB	2/24/2011	16:45	0.935
ACS Actividades de Construcion y Servicios SA	ACS SM	2/24/2011	17:00	3.205
Cie de St-Gobain	SGO FP	2/24/2011	Aft-mkt	2.55
Valeo SA	FR FP	2/24/2011	Aft-mkt	4.481
Piraeus Bank SA	TPEIR GA	2/24/2011		-0.05
DSV A/S	DSV DC	2/24/2011		5.93
Thales SA	HO FP	2/24/2011		1.612
Dexia SA	DEXB BB	2/24/2011		0.427
Safran SA	SAF FP	2/24/2011		1.264
Indra Sistemas SA	IDR SM	2/24/2011		1.233
Sulzer AG	SUN SW	2/24/2011		7.712
Acerinox SA	ACX SM	2/24/2011		0.553
Acciona SA	ANA SM	2/24/2011		2.638
Aegon NV	AGN NA	2/24/2011		0.789
Telecom Italia SpA	TIT IM	2/24/2011		0.12
Eiffage SA	FGR FP	2/24/2011		2.661
Abertis Infraestructuras SA	ABE SM	2/24/2011		0.912
Gamesa Corp Tecnologica SA	GAM SM	2/24/2011		0.21
Grifols SA	GRF SM	2/24/2011		0.637
Edenred	EDEN FP	2/24/2011		0.739
Henkel AG & Co KGaA	HEN3 GR	2/24/2011		2.8
France Telecom SA	FTE FP	2/24/2011		1.909
Segro PLC	SGRO LN	2/24/2011		0.17
Centrica PLC	CNA LN	2/24/2011		0.251
British American Tobacco PLC	BATS LN	2/24/2011		1.736
Ashmore Group PLC	ASHM LN	2/24/2011		0.141
Capita Group PLC/The	CPI LN	2/24/2011		0.433

Ежедневный обзор

Barratt Developments PLC	BDEV LN	2/24/2011		-0.005
National Express Group PLC	NEX LN	2/24/2011		0.234
Credit Agricole SA	ACA FP	2/25/2011	4:00	0.914
Telefonica SA	TEF SM	2/25/2011	Bef-mkt	2.013
Endesa SA	ELE SM	2/25/2011	Bef-mkt	2.489
Red Electrica Corp SA	REE SM	2/25/2011	Bef-mkt	2.886
Bekaert SA	BEKB BB	2/25/2011	Bef-mkt	6.045
Spectris PLC	SXS LN	2/25/2011	7:00	0.85
Amadeus IT Holding SA	AMS SM	2/25/2011	12:00	0.879
Cie Generale de Geophysique - Veritas	GA FP	2/25/2011	13:30	-0.279
Hellenic Telecommunications Organization SA	HTO GA	2/25/2011		0.609
Fomento de Construcciones y Contratas SA	FCC SM	2/25/2011		2.301
Gestevisión Telecinco SA	TL5 SM	2/25/2011		0.579
Tecnicas Reunidas SA	TRE SM	2/25/2011		2.466
Belgacom SA	BELG BB	2/25/2011		2.463
Mediobanca SpA	MB IM	2/25/2011		
Banca Popolare di Sondrio SCARL	BPSO IM	2/25/2011		
Deutsche Telekom AG	DTE GR	2/25/2011		0.773
PSP Swiss Property AG	PSPN SW	2/25/2011		3.463
Criteria Caixacorp SA	CRI SM	2/25/2011		0.423
Aeroports de Paris	ADP FP	2/25/2011		2.967
Erste Group Bank AG	EBS AV	2/25/2011		2.417
GN Store Nord A/S	GN DC	2/25/2011		9.225
Lloyds Banking Group PLC	LLOY LN	2/25/2011		0.008
William Hill PLC	WMH LN	2/25/2011		0.205

Заявление об ограничении ответственности: Настоящие обзоры подготовлены в

Ежедневный обзор

информационных целях. Они ни в коем случае не являются и не должны рассматриваться как предложение купить или продать соответствующие ценные бумаги. Информация, содержащаяся в данных обзорах, получена из вызывающих доверия открытых источников. Несмотря на то, что при подготовке обзоров были предприняты необходимые меры для получения достоверной информации, ИК РУСС-ИНВЕСТ не исключает возможность включения в обзор ошибочной информации, предоставленной соответствующими источниками, и не несет за это ответственности. ИК РУСС-ИНВЕСТ, его работники и клиенты могут быть заинтересованы в покупке или продаже ценных бумаг, упомянутых в обзорах.

www.russ-invest.com**Москва**

Тел: +7(495) 363-93-80
Факс: +7(495) 363-93-90
E-mail: mail@russ-invest.com
Адрес: Москва, 119019, 5-3/12
Нащокинский переулок

Санкт-Петербург

Тел: +7(812) 337-55-37
Факс: +7(812) 337-55-37
E-mail: spb@russ-invest.com
Адрес: 190002, СПб, Набережная р.
Фонтанки, 52

Самара

Телефон: +7 (846) 262-75-52
Факс: +7 (846) 262-75-52
E-mail: sam@russ-invest.com
Адрес: 443067, Самара, ул. Гагарина,
дом 95

© 2007 | ОАО «ИК РУСС-ИНВЕСТ»

Лицензия ФСФР №077-08757-000100 и №077-08755-001000

Лицензия ФСФР №177-06310-100000 и №177-06312-010000

Лицензия ФСФР №906