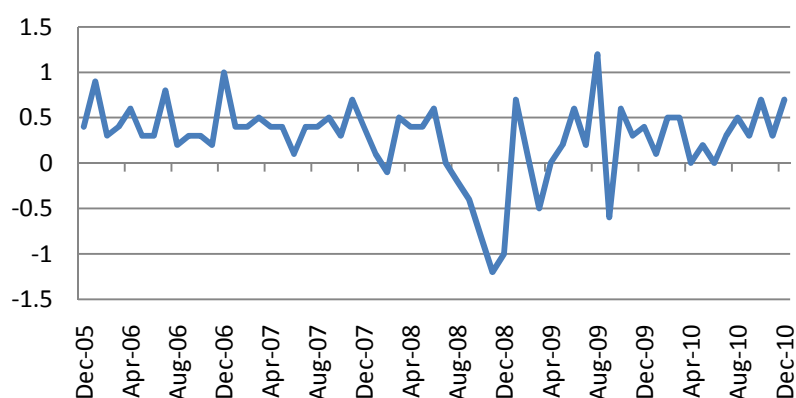


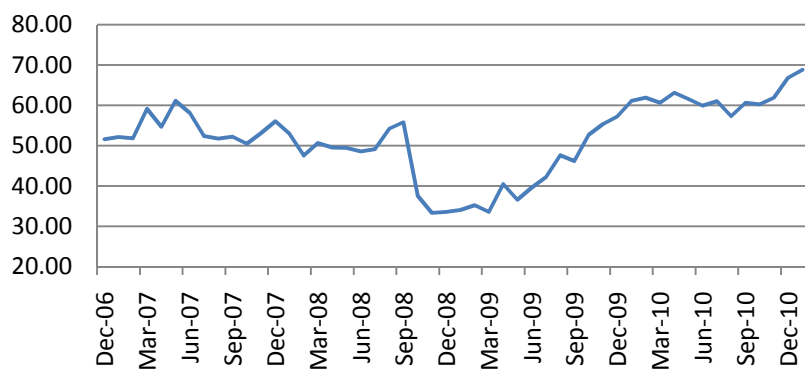
February 1, 2011

US Statistical data

Personal Spending up 0.7% m/m (consensus – 0.5%).



Chicago PMI up to 68.6, above consensus of 64.5.



Macro Indicators		
CDS HY 5Y	407.74	+0.30%
ITX Crossover	293.27	+1.84%
CDS Japan 5Y	81.70	+2.77%
CDS EM 5Y	113.02	-0.29%
CDS Russia 5Y	143.51	+2.75%
US Tsys 10Y	3.54%	-0.10%
US Tsys 5Y	2.14%	-0.08%
Brazil 10Y	4.23%	+0.00%
Germany 10Y	3.06%	+0.06%
EUR/USD	1.3718	+0.11%
USD/JPY	82.66	+0.33%
EUR/GBP	0.8639	-0.33%
Oil Brent	97.88	+0.50%
Gold	1317.7	-0.16%
Copper	9441	+1.19%
Nickel	26463	-0.02%
S&P 500	1293	-0.21%
Russell 2000	795.43	+0.00%
Bovespa	68050.71	-0.96%
Topix	919.5	-0.05%
Shanghai Comp	2,752.75	+0.13%
S&P/ASX 300	4,774.90	-0.65%
Sensex 30	18,408.36	-1.48%
Bovespa	68,050.71	-0.96%
DJ Euro Stoxx	2996	+0.10%
CAC Futures	4058	-0.07%
DAX Futures	7172	+0.13%
CBOE Put/Call	0.56	-3.45%
CBOE	824.31	+0.22%
VIX	16.15	-2.94%
VSTOXX	20.9088	-0.95%

Factor Assessment		
Factor	Grade	Prev. Grade
US credit risks	3	3
Fed Activity	5	4
Corporate news	8	8
Economic statistics	8	8
Inflation concerns	4	4
China tightening	4	4
European Sovereign	5	5
Risks		

*As of 9:00 GMT, Bloomberg

Earnings reports (sectoral results)

Sector	Reported	Total	Growth	Surprise	Pos Surp	Neg Surp
All Securities	192	498	8.29%	1.72%	140	52
Oil & Gas	14	38	16.64%	1.76%	13	1
Basic Materials	14	26	15.11%	2.07%	9	5
Industrials	38	73	7.11%	2.04%	30	8
Consumer Goods	14	54	0.20%	5.56%	9	5
Health Care	19	45	-0.66%	0.86%	16	3
Consumer Services	12	73	6.15%	-0.09%	6	6
Telecommunications	2	10	-0.27%	-0.22%	0	2
Utilities	7	35	2.99%	-3.00%	2	5
Financials	39	82	2.80%	0.15%	27	12
Technology	33	62	18.81%	3.93%	28	5

Daily Market Report

Most active stocks in Europe*

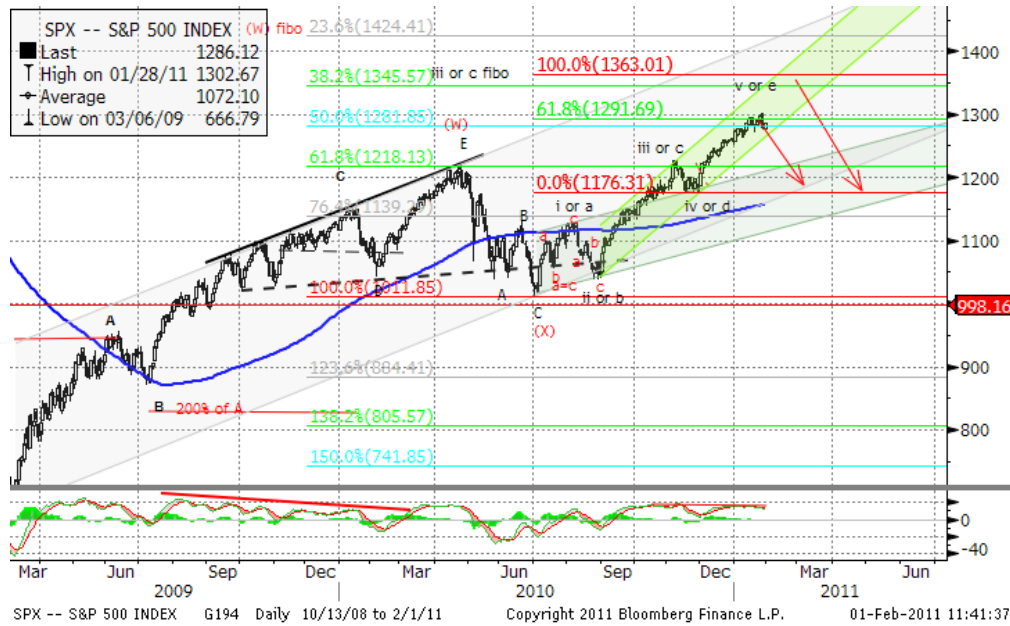
Stock	Price	Change
QIAGEN NV	13.05	-3.05%
EDF	31.315	-2.75%
JARDINE LLOYD TH	624.5	-1.65%
TATE & LYLE	544	-1.36%
UBI BANCA SCPA	7.475	-1.19%
BAE SYSTEMS PLC	338	-1.17%
BP PLC	479.7	-1.06%
CARPHONE WAREHOU	398.75	-1.05%
TAYLOR WIMPEY PL	35.64	+2.77%
PETROFAC LTD	1611	+2.87%
RENEWABLE ENERGY	19.05	+2.92%
SACYR VALLEHERM	7.18	+3.35%
PETROLEUM GEO	88.5	+3.51%
KAZAKHMYS PLC	1561	+3.65%
BANCO VALENCIA	3.82	+7.91%

S&P 500 Sub-index	Last	Change
CONS	293.42	+0.10%
DISCRET		
CONS	298.26	-0.26%
STAPLES		
ENERGY	543.84	+2.55%
FINANCIALS	220.70	+0.98%
HEALTH CARE	366.18	+0.13%
INDUSTRIALS	313.88	+0.92%
INFO TECH	421.56	+0.65%
MATERIALS	239.26	+1.59%
TELECOM	123.79	+0.14%
SERV		
UTILITIES	161.03	+0.09%

DJIA Eurostoxx	Last	Change
SX3P	344.01	-1.96%
SX4P	550.82	+0.79%
SX6P	326.81	-0.03%
SX7P	213.68	+0.51%
SX86P	116.25	+0.26%
SX8P	230.31	+3.35%
SXAP	351.14	+0.50%
SXDP	382.73	-1.02%
SXEP	350.85	+2.11%
SXFP	277.05	+1.39%
SXIP	170.1	+2.24%
SXKP	279.91	-0.38%
SXMP	185.7	-0.56%
SXNP	333.36	+0.96%
SXOP	286.27	-0.74%
SXPP	612.15	+2.42%
SXQP	401.22	-0.74%
SXRP	268.28	+0.89%
SXTP	132.23	-0.09%
SX3P	344.01	-1.96%

Technical view

S&P 500 Index, daily



The S&P 500 has met resistance around 1300. Final target of the current move still may be around 1376. However, if the 5th of V is finished, correction to 1230 is likely to come.

A pessimistic midterm target seems to be around 1000, after the pattern is completed and (C) starts.

Current support levels are at 1230, 1180, 1130, 1092, 1041, 1010, 980, 950, 870.

Resistance level: 1376.

Dow Jones Stoxx 600 Europe Index, daily



The index has broken wedge upper line as a resistance level. Final target of the current wave may be around 297.

Pessimistic scenario will be activated if the support at 276 is broken (this will point 258, 243, 210 levels as the final targets of the downward leg (C)).

Important support levels: 275.8, 263, 256, 243, 238, 217.

Important resistance levels – 280, 286.

Daily Market Report

EURUSD, daily



EURUSD current pattern is likely a zigzag in a wide triangle, which has its lower bound around 1.17. After short consolidation, another leg down with a support around 1.26 should unwind in the coming days.

Daily Market Report

Macroeconomic calendar*						
Время, GMT	Страна	Данные	Период	Прогноз	Значение	Прошл.
01/27/2011 00:01	UK	Hometrack Housing Survey (MoM)	JAN	--	--	-0.40%
01/27/2011 00:01	UK	Hometrack Housing Survey (YoY)	JAN	--	--	-1.60%
01/27/2011 10:00	EC	Business Climate Indicator	JAN	1.34	--	1.31
01/27/2011 10:00	EC	Euro-Zone Consumer Confidence	JAN F	-11.1	--	-11.4
01/27/2011 10:00	EC	Euro-Zone Economic Confidence	JAN	106.7	--	106.2
01/27/2011 10:00	EC	Euro-Zone Indust. Confidence	JAN	5	--	4
01/27/2011 10:00	EC	Euro-zone Services Confidence	JAN	10	--	9.8
01/27/2011 10:30	EC	ECB's Bini Smaghi Speaks in Bologna	23-Apr			
01/27/2011 11:00	UK	CBI Reported Sales	JAN	38	--	56
01/27/2011	GE	Consumer Price Index (MoM)	JAN P	-0.30%	--	--
01/27/2011	GE	Consumer Price Index (YoY)	JAN P	2.00%	--	--
01/27/2011	GE	CPI - Brandenburg (MoM)	JAN	--	--	1.10%
01/27/2011	GE	CPI - Brandenburg (YoY)	JAN	--	--	1.40%
01/27/2011	GE	CPI - Bavaria (MoM)	JAN	--	--	0.80%
01/27/2011	GE	CPI - Bavaria (YoY)	JAN	--	--	1.60%
01/27/2011	GE	CPI - Baden Wuerttemberg (MoM)	JAN	--	--	0.90%
01/27/2011	GE	CPI - Baden Wuerttemberg (YoY)	JAN	--	--	1.90%
01/27/2011	GE	CPI - Hesse (MoM)	JAN	--	--	1.10%
01/27/2011	GE	CPI - Hesse (YoY)	JAN	--	--	1.50%
01/27/2011	GE	CPI - EU Harmonised (MoM)	JAN P	-0.30%	--	--
01/27/2011	GE	CPI - EU Harmonised (YoY)	JAN P	2.20%	--	--
01/27/2011	GE	CPI - North Rhine-West. (MoM)	JAN	--	--	1.10%
01/27/2011	GE	CPI - North Rhine-West. (YoY)	JAN	--	--	1.80%
01/27/2011	GE	CPI - Saxony (MoM)	JAN	--	--	1.20%
01/27/2011	GE	CPI - Saxony (YoY)	JAN	--	--	1.80%
01/27/2011 13:00	SP	ECB's Gonzalez-Paramo Speaks in Madrid	23-Apr			
01/27/2011 13:30	US	Chicago Fed Nat Activity Index	DEC	0.31	--	-0.46
01/27/2011 13:30	US	Durable Goods Orders	DEC	1.50%	--	-1.30%
01/27/2011 13:30	US	Durables Ex Transportation	DEC	0.90%	--	2.40%
01/27/2011 13:30	US	Cap Goods Orders Nondef Ex Air	DEC	1.70%	--	2.60%
01/27/2011 13:30	US	Cap Goods Ship Nondef Ex Air	DEC	--	--	1.00%
01/27/2011 13:30	US	Initial Jobless Claims	22-Jan	409K	--	404K
01/27/2011 13:30	US	Continuing Claims	15-Jan	3880K	--	3861K
01/27/2011 15:00	US	Pending Home Sales MoM	DEC	1.00%	--	3.50%
01/27/2011 15:00	US	Pending Home Sales YoY	DEC	--	--	-2.40%
01/27/2011 15:30	US	EIA Natural Gas Storage Change	21-Jan	--	--	-243
01/27/2011 15:45	US	Fed Nominee Diamond Speaks at MIT	23-Apr			
01/27/2011 16:00	US	U.S. Fed to Purchase USD4-6 Bln	23-Apr			
01/27/2011 18:00	US	U.S. to Sell USD29 Bln 7-Year Notes	23-Apr			
01/27/2011 18:00	EC	ECB's Tumpel Gugerell Speaks in Mainz,	23-Apr			
01/27/2011 23:30	JN	Job-To-Applicant Ratio	DEC	0.58	--	0.57
01/27/2011 23:30	JN	Overall Hhold Spending (YoY)	DEC	-0.60%	--	-0.40%

Daily Market Report

01/27/2011 23:30	JN	Tokyo CPI YoY	JAN	-0.20%	--	-0.20%
01/27/2011 23:30	JN	Jobless Rate	DEC	5.10%	--	5.10%
01/27/2011 23:30	JN	Tokyo CPI Ex-Fresh Food YoY	JAN	-0.30%	--	-0.40%
01/27/2011 23:30	JN	Tokyo CPI Ex Food, Energy YoY	JAN	-0.50%	--	-0.50%
01/27/2011 23:30	JN	Natl CPI YoY	DEC	-0.10%	--	0.10%
01/27/2011 23:30	JN	Natl CPI Ex-Fresh Food YoY	DEC	-0.50%	--	--
01/27/2011 23:30	JN	Natl CPI Ex Food, Energy YoY	DEC	-0.80%	--	-0.90%
01/27/2011 23:50	JN	Retail Trade MoM SA	DEC	-1.40%	--	1.90%
01/27/2011 23:50	JN	Retail Trade YoY	DEC	0.60%	--	1.30%
01/27/2011 23:50	JN	Large Retailers' Sales	DEC	-0.50%	--	0.20%
01/28/2011 01:35	CH	MNI Business Condition Survey	JAN	--	--	62.08
01/28/2011 09:00	EC	Euro-Zone M3 s.a. 3 mth ave.	DEC	1.60%	--	1.30%
01/28/2011 09:00	EC	Euro-Zone M3 s.a. (YoY)	DEC	1.90%	--	1.90%
01/28/2011	PO	Bank of Portugal Publishes Bank Survey on	28-Jan			
01/28/2011 13:30	US	Employment Cost Index	4Q	0.50%	--	0.40%
01/28/2011 13:30	US	GDP QoQ (Annualized)	4Q A	3.50%	--	2.60%
01/28/2011 13:30	US	GDP Price Index	4Q A	1.70%	--	2.10%
01/28/2011 13:30	US	Core PCE QoQ	4Q A	0.40%	--	0.50%
01/28/2011 13:30	US	Personal Consumption	4Q A	4.00%	--	2.40%
01/28/2011 14:55	US	U. of Michigan Confidence	JAN F	73.1	--	72.7
01/28/2011 16:00	US	U.S. Fed to Purchase USD7-9 Bln	23-Apr			
01/31/2011 04:00	JN	Vehicle Production (YoY)	DEC	--	-5.10%	-6.70%
01/31/2011 05:00	JN	Housing Starts (YoY)	DEC	4.60%	7.50%	6.80%
01/31/2011 05:00	JN	Annualized Housing Starts	DEC	0.859M	0.861M	0.847M
01/31/2011 05:00	JN	Construction Orders (YoY)	DEC	1.10%	13.10%	-5.30%
01/31/2011 07:00	GE	Retail Sales (MoM)	DEC	2.00%	-0.30%	-2.40%
01/31/2011 07:00	GE	Retail Sales (YoY)	DEC	1.10%	-1.30%	2.00%
01/31/2011 09:30	IT	Draghi Attends Meeting of Italian Banking	23-Apr			
01/31/2011 10:00	EC	Euro-Zone CPI Estimate (YoY)	JAN	2.30%	--	2.20%
01/31/2011 13:30	US	Personal Income	DEC	0.40%	--	0.30%
01/31/2011 13:30	US	Personal Spending	DEC	0.50%	--	0.40%
01/31/2011 13:30	US	PCE Core (MoM)	DEC	0.10%	--	0.10%
01/31/2011 13:30	US	PCE Core (YoY)	DEC	0.80%	--	0.80%
01/31/2011 13:30	US	PCE Deflator (YoY)	DEC	1.30%	--	1.00%
01/31/2011 14:45	US	Chicago Purchasing Manager	JAN	64.5	--	66.8
01/31/2011 15:00	US	NAPM-Milwaukee	JAN	--	--	62
01/31/2011 15:30	US	Dallas Fed Manf. Activity	JAN	15	--	12.8
01/31/2011 16:00	US	U.S. Fed to Purchase USD6-8 Bln	23-Apr			
01/31/2011 16:30	US	U.S. to Sell USD32 Bln 3-Month Bills	23-Apr			
01/31/2011 16:30	US	U.S. to Sell USD30 Bln 6-Month Bills	23-Apr			
01/31/2011 17:00	US	Fed's Lockhart Speaks in Miami, Florida	23-Apr			
01/31/2011 17:00	US	Fed's Lockhart Speaks With Students in	31-Jan			
02/01/2011 01:00	CH	PMI Manufacturing	JAN	53.6	--	53.9
02/01/2011 01:30	JN	Labor Cash Earnings YoY	DEC	1.00%	--	-0.20%

Daily Market Report

02/01/2011 02:30	CH	HSBC Manufacturing PMI	JAN	--	--	54.4
02/01/2011 05:00	JN	Vehicle Sales (YoY)	JAN	--	--	-28.30%
02/01/2011 07:00	UK	Nat'wide House prices sa (MoM)	JAN	-0.40%	--	0.40%
02/01/2011 07:00	UK	Nat'wide House prices nsa(YoY)	JAN	-1.00%	--	0.40%
02/01/2011 08:55	GE	Unemployment Change (000's)	JAN	-10K	--	3K
02/01/2011 08:55	GE	Unemployment Rate (s.a)	JAN	7.50%	--	7.50%
02/01/2011 08:55	GE	PMI Manufacturing	JAN F	60.2	--	60.2
02/01/2011 09:00	EC	PMI Manufacturing	JAN F	56.9	--	--
02/01/2011 09:30	UK	PMI Manufacturing	JAN	58	--	58.3
02/01/2011 09:30	UK	M4 Ex OFCs 3M Annualised	DEC	--	--	3.50%
02/01/2011 09:30	UK	Net Consumer Credit	DEC	0.0B	--	-0.1B
02/01/2011 09:30	UK	Net Lending Sec. on Dwellings	DEC	0.6B	--	0.8B
02/01/2011 09:30	UK	Mortgage Approvals	DEC	46.5K	--	48.0K
02/01/2011 09:30	UK	M4 Money Supply (MoM)	DEC	--	--	-0.80%
02/01/2011 09:30	UK	M4 Money Supply (YoY)	DEC	--	--	-1.40%
02/01/2011 10:00	EC	Euro-Zone Unemployment Rate	DEC	10.10%	--	10.10%
02/01/2011 15:00	EC	ECB's Trichet Speaks in Milan, Italy	23-Apr			
02/01/2011 15:00	US	Construction Spending MoM	DEC	0.10%	--	0.40%
02/01/2011 15:00	US	ISM Manufacturing	JAN	58	--	57
02/01/2011 15:00	US	ISM Prices Paid	JAN	73.5	--	72.5
02/01/2011 16:00	US	U.S. Fed to Purchase USD1-2 Bln TIPS	23-Apr			
02/01/2011 16:30	US	U.S. to Sell 4-Week Bills	23-Apr			
02/01/2011 16:30	AS	ECB's Nowotny Speaks in Vienna	23-Apr			
02/01/2011 21:30	US	API U.S. Crude Oil Inventories	28-Jan	--	--	2120K
02/01/2011 21:30	US	API Cushing Crude OK Inventory	28-Jan	--	--	862K
02/01/2011 21:30	US	API U.S. Distillate Inventory	28-Jan	--	--	-5022K
02/01/2011 21:30	US	API U.S. Gasoline Inventories	28-Jan	--	--	1720K
02/01/2011 22:00	US	ABC Consumer Confidence	30-Jan	--	--	-44
02/01/2011 22:00	US	Domestic Vehicle Sales	JAN	9.55M	--	9.46M
02/01/2011 22:00	US	Total Vehicle Sales	JAN	12.60M	--	12.53M
02/01/2011 23:50	JN	Monetary Base (YoY)	JAN	--	--	7.00%
02/02/2011 00:01	UK	BRC Shop Price Index	23-Apr			
02/02/2011 09:30	UK	PMI Construction	JAN	49.5	--	49.1
02/02/2011 10:00	EC	Euro-Zone PPI (MoM)	DEC	0.70%	--	0.30%
02/02/2011 10:00	EC	Euro-Zone PPI (YoY)	DEC	5.20%	--	4.50%
02/02/2011 12:00	US	MBA Mortgage Applications	28-Jan	--	--	-12.90%
02/02/2011 12:30	US	Challenger Job Cuts YoY	JAN	--	--	-29.00%
02/02/2011 13:15	US	ADP Employment Change	JAN	150K	--	297K
02/02/2011 15:30	US	DOE U.S. Crude Oil Inventories	28-Jan	--	--	4836K
02/02/2011 15:30	US	DOE Cushing OK Crude Inventory	28-Jan	--	--	862K
02/02/2011 15:30	US	DOE U.S. Distillate Inventory	28-Jan	--	--	-140K
02/02/2011 15:30	US	DOE U.S. Gasoline Inventories	28-Jan	--	--	2404K
02/02/2011 15:30	US	DOE U.S. Refinery Utilization	28-Jan	--	--	-1.20%
02/02/2011 15:30	US	DOE Crude Oil Implied Demand	28-Jan	--	--	14015

Daily Market Report

02/02/2011 15:30	US	DOE Distillate Implied Demand	28-Jan	--	--	4545
02/02/2011 15:30	US	DOE Gasoline Implied Demand	28-Jan	--	--	8830.7
02/02/2011 16:00	US	U.S. Fed to Purchase USD1.5-2.5 Bln	23-Apr			
02/02/2011 22:30	US	Fed's Duke Speaks in North Carolina	23-Apr			
02/03/2011 01:00	CH	China Non-manufacturing PMI	JAN	--	--	56.5
02/03/2011 08:55	GE	PMI Services	JAN F	60	--	60
02/03/2011 09:00	EC	PMI Composite	JAN F	56.3	--	56.3
02/03/2011 09:00	EC	PMI Services	JAN F	55.2	--	--
02/03/2011 09:30	UK	PMI Services	JAN	51.3	--	49.7
02/03/2011 09:30	UK	Official Reserves (Changes)	JAN	--	--	\$976M
02/03/2011 10:00	EC	Euro-Zone Retail Sales (MoM)	DEC	0.50%	--	-0.80%
02/03/2011 10:00	EC	Euro-Zone Retail Sales (YoY)	DEC	0.20%	--	0.10%
02/03/2011	US	ICSC Chain Store Sales YoY	JAN	--	--	3.10%
02/03/2011 12:45	EC	ECB Announces Interest Rates	3-Feb	1.00%	--	1.00%
02/03/2011 13:30	EC	Trichet Speaks at ECB Monthly News	3-Feb			
02/03/2011 13:30	EC	Trichet Speaks at ECB Monthly News	3-Feb			
02/03/2011 13:30	EC	Trichet Speaks at ECB Monthly News	3-Feb			
02/03/2011 13:30	EC	Trichet Speaks at ECB Monthly News	3-Feb			
02/03/2011 13:30	US	Unit Labor Costs	4Q P	0.20%	--	-0.10%
02/03/2011 13:30	US	Initial Jobless Claims	29-Jan	420K	--	454K
02/03/2011 13:30	US	Continuing Claims	22-Jan	3920K	--	3991K
02/03/2011 13:30	US	Nonfarm Productivity	4Q P	2.00%	--	2.30%
02/03/2011 15:00	US	ISM Non-Manf. Composite	JAN	57	--	57.1
02/03/2011 15:00	US	Factory Orders	DEC	-0.40%	--	0.70%
02/03/2011 15:30	US	EIA Natural Gas Storage Change	28-Jan	--	--	-174
02/03/2011 16:00	US	U.S. Fed to Purchase USD7-9 Bln	23-Apr			
02/03/2011 18:00	US	Bernanke Speaks at National Press Club	23-Apr			
02/04/2011 01:00	US	Fed's Kocherlakota Speaks in St. Paul,	23-Apr			
02/04/2011 08:30	EC	ECB's Gonzalez-Paramo Speaks in Malaga	23-Apr			
01-04 FEB	UK	Halifax House Price 3Mths/Year	JAN	-3.00%	--	-1.60%
01-04 FEB	UK	Halifax House Prices sa (MoM)	JAN	-0.30%	--	-1.30%
02/04/2011	UK	New Car Registrations (YoY)	JAN	--	--	-18.00%
02/04/2011 13:30	US	Change in Nonfarm Payrolls	JAN	140K	--	103K
02/04/2011 13:30	US	Change in Private Payrolls	JAN	145K	--	113K
02/04/2011 13:30	US	Change in Manufact. Payrolls	JAN	9K	--	10K
02/04/2011 13:30	US	Unemployment Rate	JAN	9.50%	--	9.40%
02/04/2011 13:30	US	Avg Hourly Earning MOM All Emp	JAN	0.20%	--	0.10%
02/04/2011 13:30	US	Avg Hourly Earning YOY All Emp	JAN	1.70%	--	1.80%
02/04/2011 13:30	US	Avg Weekly Hours All Employees	JAN	34.3	--	34.3
02/04/2011 16:00	US	U.S. Fed to Purchase USD6-8 Bln	23-Apr			
02/04/2011 18:00	US	Fed's Fisher Speaks in Texas on U.S.	23-Apr			

Daily Market Report

Company Name	Company Ticker	Date	Time	Actual	Estimate	Surprise
Exxon Mobil Corp	XOM US	1/31/2011	Bef-mkt		1.631	
Roper Industries Inc	ROP US	1/31/2011	Bef-mkt		0.993	
Gannett Co Inc	GCI US	1/31/2011	Bef-mkt		0.807	
Illinois Tool Works Inc	ITW US	1/31/2011	13:00		0.805	
McKesson Corp	MCK US	1/31/2011	21:00		1.107	
Eastman Chemical Co	EMN US	1/31/2011	22:00		1.491	
Plum Creek Timber Co Inc	PCL US	1/31/2011	Aft-mkt		0.447	
CR Bard Inc	BCR US	1/31/2011	Aft-mkt		1.486	
Anadarko Petroleum Corp	APC US	1/31/2011	Aft-mkt		0.211	
Novellus Systems Inc	NVLS US	1/31/2011	Aft-mkt		0.941	
Biogen Idec Inc	BIIB US	2/1/2011	Bef-mkt		1.225	
McGraw-Hill Cos Inc/The	MHP US	2/1/2011	Bef-mkt		0.535	
Archer-Daniels-Midland Co	ADM US	2/1/2011	Bef-mkt		0.783	
Emerson Electric Co	EMR US	2/1/2011	Bef-mkt		0.651	
NiSource Inc	NI US	2/1/2011	Bef-mkt		0.342	
Bemis Co Inc	BMS US	2/1/2011	Bef-mkt		0.506	
United Parcel Service Inc	UPS US	2/1/2011	12:45		1.052	
Western Union Co/The	WU US	2/1/2011	21:00		0.351	
CH Robinson Worldwide Inc	CHRW US	2/1/2011	21:15		0.624	
Broadcom Corp	BRCM US	2/1/2011	Aft-mkt		0.741	
Electronic Arts Inc	ERTS US	2/1/2011	Aft-mkt		0.577	
Boston Scientific Corp	BSX US	2/1/2011	Aft-mkt		0.098	
Aflac Inc	AFL US	2/1/2011	Aft-mkt		1.352	
Massey Energy Co	MEE US	2/1/2011	Aft-mkt		-0.301	
Leggett & Platt Inc	LEG US	2/1/2011	Aft-mkt		0.238	
Pfizer Inc	PFE US	2/1/2011			0.459	
PACCAR Inc	PCAR US	2/1/2011			0.466	
Cummins Inc	CMI US	2/1/2011			1.703	
Sysco Corp	SYU US	2/1/2011			0.464	
MEMC Electronic Materials Inc	WFR US	2/1/2011			0.341	
Lexmark International Inc	LXK US	2/1/2011			1.116	
Wisconsin Energy Corp	WEC US	2/2/2011	Bef-mkt		1.011	
Time Warner Inc	TWX US	2/2/2011	Bef-mkt		0.622	
Thermo Fisher Scientific Inc	TMO US	2/2/2011	Bef-mkt		0.949	
Hospira Inc	HSP US	2/2/2011	Bef-mkt		0.926	
Whirlpool Corp	WHR US	2/2/2011	11:00		2.298	
Mattel Inc	MAT US	2/2/2011	11:00		0.856	
Genworth Financial Inc	GNW US	2/2/2011	12:00		0.178	
NASDAQ OMX Group Inc/The	NDAQ US	2/2/2011	12:00		0.506	
Avery Dennison Corp	AVY US	2/2/2011	13:30		0.97	

Daily Market Report

Cameron International Corp	CAM US	2/2/2011	14:00	0.67
News Corp	NWSA US	2/2/2011	21:00	0.284
Unum Group	UNM US	2/2/2011	21:00	0.685
AvalonBay Communities Inc	AVB US	2/2/2011	Aft-mkt	1.01
Tesoro Corp	TSO US	2/2/2011	Aft-mkt	-0.052
Hartford Financial Services Group Inc	HIG US	2/2/2011	Aft-mkt	0.874
Assurant Inc	AIZ US	2/2/2011	Aft-mkt	0.98
Vulcan Materials Co	VMC US	2/2/2011	Aft-mkt	-0.18
ACE Ltd	ACE US	2/2/2011	Aft-mkt	1.837
Yum! Brands Inc	YUM US	2/2/2011	Aft-mkt	0.598
Lincoln National Corp	LNC US	2/2/2011	Aft-mkt	0.885
Equity Residential	EQR US	2/2/2011	Aft-mkt	0.582
Cincinnati Financial Corp	CINF US	2/2/2011	Aft-mkt	0.348
Dun & Bradstreet Corp	DNB US	2/2/2011	Aft-mkt	1.858
Ameriprise Financial Inc	AMP US	2/2/2011	Aft-mkt	1.309
Visa Inc	V US	2/2/2011	Aft-mkt	1.203
BMC Software Inc	BMC US	2/2/2011		0.8
Allergan Inc/United States	AGN US	2/2/2011		0.886
Hershey Co/The	HSY US	2/2/2011		0.614
Marathon Oil Corp	MRO US	2/2/2011		0.955
National Oilwell Varco Inc	NOV US	2/3/2011	Bef-mkt	0.957
Goodrich Corp	GR US	2/3/2011	Bef-mkt	1.056
Cardinal Health Inc	CAH US	2/3/2011	Bef-mkt	0.612
Snap-On Inc	SNA US	2/3/2011	Bef-mkt	0.877
Mastercard Inc	MA US	2/3/2011	Bef-mkt	3.047
International Paper Co	IP US	2/3/2011	Bef-mkt	0.654
Viacom Inc	VIA/B US	2/3/2011	Bef-mkt	0.999
Moody's Corp	MCO US	2/3/2011	Bef-mkt	0.483
Starwood Hotels & Resorts Worldwide Inc	HOT US	2/3/2011	Bef-mkt	0.39
Spectra Energy Corp	SE US	2/3/2011	Bef-mkt	0.399
CME Group Inc	CME US	2/3/2011	Bef-mkt	3.804
Dow Chemical Co/The	DOW US	2/3/2011	11:30	0.349
CIGNA Corp	CI US	2/3/2011	11:30	1.012
ITT Corp	ITT US	2/3/2011	12:00	1.255
Kellogg Co	K US	2/3/2011	13:00	0.506
Ryder System Inc	R US	2/3/2011	13:00	0.627
Harman International Industries Inc	HAR US	2/3/2011	13:00	0.52
Life Technologies Corp	LIFE US	2/3/2011	Aft-mkt	0.863
PerkinElmer Inc	PKI US	2/3/2011	Aft-mkt	0.414
CB Richard Ellis Group Inc	CBG US	2/3/2011	Aft-mkt	0.324

Daily Market Report

Fiserv Inc	FISV US	2/3/2011	Aft-mkt	1.07
Sunoco Inc	SUN US	2/3/2011	Aft-mkt	0.064
JDS Uniphase Corp	JDSU US	2/3/2011	Aft-mkt	0.194
CareFusion Corp	CFN US	2/3/2011	Aft-mkt	0.374
AutoNation Inc	AN US	2/3/2011		0.35
Stericycle Inc	SRCL US	2/3/2011		0.638
Estee Lauder Cos Inc/The	EL US	2/3/2011		1.439
Merck & Co Inc	MRK US	2/3/2011		0.832
CVS Caremark Corp	CVS US	2/3/2011		0.789
Reynolds American Inc	RAI US	2/3/2011		0.614
Diamond Offshore Drilling Inc	DO US	2/3/2011		1.453
PPL Corp	PPL US	2/4/2011	Bef-mkt	0.569
Pulte Group Inc	PHM US	2/4/2011	Bef-mkt	-0.108
TECO Energy Inc	TE US	2/4/2011	Bef-mkt	0.251
AmerisourceBergen Corp	ABC US	2/4/2011	Bef-mkt	0.534
AON Corp	AON US	2/4/2011	Bef-mkt	0.813
Apartment Investment & Management Co	AIV US	2/4/2011	Bef-mkt	0.355
Simon Property Group Inc	SPG US	2/4/2011	Bef-mkt	1.744
Weyerhaeuser Co	WY US	2/4/2011	Bef-mkt	0.061
Fortune Brands Inc	FO US	2/4/2011	Bef-mkt	0.584
Aetna Inc	AET US	2/4/2011	11:00	0.615
Allegheny Energy Inc	AYE US	2/4/2011		0.475
Constellation Energy Group Inc	CEG US	2/4/2011		0.578
Clorox Co	CLX US	2/4/2011		0.609
Tyson Foods Inc	TSN US	2/4/2011		0.616
Cognizant Technology Solutions Corp	CTSH US	2/7/2011	Bef-mkt	0.669
Humana Inc	HUM US	2/7/2011	11:00	0.786
Principal Financial Group Inc	PFG US	2/7/2011	Aft-mkt	0.68
Becton Dickinson and Co	BDX US	2/7/2011	Aft-mkt	1.28
Pioneer Natural Resources Co	PXD US	2/7/2011	Aft-mkt	0.394
FMC Corp	FMC US	2/7/2011	Aft-mkt	1.044
Hasbro Inc	HAS US	2/7/2011		0.93
Loews Corp	L US	2/7/2011		0.86
Lorillard Inc	LO US	2/7/2011		1.673
Fidelity National Information Services Inc	FIS US	2/8/2011	Bef-mkt	0.596
Walt Disney Co/The	DIS US	2/8/2011	21:01	0.555
XL Group Plc	XL US	2/8/2011	Aft-mkt	0.662
Cerner Corp	CERN US	2/8/2011	Aft-mkt	0.843
Avon Products Inc	AVP US	2/8/2011		0.667

Daily Market Report

Sara Lee Corp	SLE US	2/8/2011		0.259
McAfee Inc	MFE US	2/8/2011		0.696
Coventry Health Care Inc	CVH US	2/8/2011		0.859
NYSE Euronext	NYX US	2/8/2011		0.435
Entergy Corp	ETR US	2/8/2011		1.26
Pitney Bowes Inc	PBI US	2/8/2011		0.613
DTE Energy Co	DTE US	2/9/2011	Bef-mkt	0.854
Coca-Cola Co/The	KO US	2/9/2011	Bef-mkt	0.715
Ingersoll-Rand PLC	IR US	2/9/2011	12:00	0.652
DENTSPLY International Inc	XRAY US	2/9/2011	12:00	0.499
Polo Ralph Lauren Corp	RL US	2/9/2011	13:00	1.285
Computer Sciences Corp	CSC US	2/9/2011	13:30	1.482
Allstate Corp/The	ALL US	2/9/2011	21:05	0.873
FLIR Systems Inc	FLIR US	2/9/2011	21:05	0.439
MetLife Inc	MET US	2/9/2011	Aft-mkt	1.101
Whole Foods Market Inc	WFMI US	2/9/2011	Aft-mkt	0.451
Prudential Financial Inc	PRU US	2/9/2011	Aft-mkt	1.465
Kimco Realty Corp	KIM US	2/9/2011	Aft-mkt	0.279
Equifax Inc	EFX US	2/9/2011	Aft-mkt	0.598
Cisco Systems Inc	CSCO US	2/9/2011	Aft-mkt	0.352
Torchmark Corp	TMK US	2/9/2011		1.644
Northrop Grumman Corp	NOC US	2/9/2011		1.017
Akamai Technologies Inc	AKAM US	2/9/2011		0.383
Sigma-Aldrich Corp	SIAL US	2/9/2011		0.799
IntercontinentalExchange Inc	ICE US	2/9/2011		1.33
Wyndham Worldwide Corp	WYN US	2/9/2011		0.444
ProLogis	PLD US	2/10/2011	Bef-mkt	0.164
Scripps Networks Interactive Inc	SNI US	2/10/2011	Bef-mkt	0.693
Teradata Corp	TDC US	2/10/2011	Bef-mkt	0.497
Laboratory Corp of America Holdings	LH US	2/10/2011	Bef-mkt	1.31
International Flavors & Fragrances Inc	IFF US	2/10/2011	Bef-mkt	0.745
Sprint Nextel Corp	S US	2/10/2011	12:00	-0.293
PepsiCo Inc/NC	PEP US	2/10/2011	12:00	1.039
Kraft Foods Inc	KFT US	2/10/2011	21:00	0.465
Cephalon Inc	CEPH US	2/10/2011	21:10	1.899
DaVita Inc	DVA US	2/10/2011	Aft-mkt	1.118
Omnicom Group Inc	OMC US	2/10/2011		0.811
Expedia Inc	EXPE US	2/10/2011		0.365
Republic Services Inc	RSG US	2/10/2011		0.415
Philip Morris International Inc	PM US	2/10/2011		0.961

Daily Market Report

Noble Energy Inc	NBL US	2/10/2011		0.99
Molson Coors Brewing Co	TAP US	2/10/2011		0.683
Coca-Cola Enterprises Inc	CCE US	2/11/2011	Bef-mkt	0.28
SCANA Corp	SCG US	2/11/2011	Bef-mkt	0.725
Discovery Communications Inc	DISCA US	2/11/2011	12:00	0.517

Company Name	Company Ticker	Date	Time	Actual	Estimate	Surprise
Banco Espirito Santo SA	BES PL	1/31/2011	Bef-mkt		0.419	
Ryanair Holdings PLC	RYA ID	1/31/2011	7:00	-0.007	-0.015	53.33%
QIAGEN NV	QGEN US	1/31/2011			0.245	
Enagas	ENG SM	2/1/2011	Bef-mkt		1.391	
Infineon Technologies AG	IFX GR	2/1/2011	6:30		0.115	
Autonomy Corp PLC	AU/ LN	2/1/2011	7:00		1.103	
BP PLC	BP/ LN	2/1/2011	7:00		1.128	
SKF AB	SKFB SS	2/1/2011	11:00		11.723	
ARM Holdings PLC	ARM LN	2/1/2011	12:00		0.087	
Roche Holding AG	ROG VX	2/2/2011	6:00		12.951	
Nordea Bank AB	NDA SS	2/2/2011	6:00		0.639	
Fortum OYJ	FUM1V FH	2/2/2011	7:00		1.612	
Sandvik AB	SAND SS	2/2/2011	7:00		5.552	
Novo Nordisk A/S	NOVOB DC	2/2/2011	7:00		24.739	
Electrolux AB	ELUXB SS	2/2/2011	7:00		16.084	
Outokumpu OYJ	OUT1V FH	2/2/2011	7:00		-0.346	
UPM-Kymmene OYJ	UPM1V FH	2/2/2011	7:30		0.941	
Banco Bilbao Vizcaya Argentaria SA	BBVA SM	2/2/2011	8:30		1.153	
Scania AB	SCVB SS	2/2/2011	8:30		10.998	
Atlas Copco AB	ATCOA SS	2/2/2011	11:00		8.17	
Banco Comercial Portugues SA	BCP PL	2/2/2011	17:00		0.054	
Holmen AB	HOLMB SS	2/2/2011			8.54	
Mapfre SA	MAP SM	2/2/2011			0.307	
Deutsche Bank AG	DBK GR	2/3/2011	Bef-mkt		4.753	
Banco Santander SA	SAN SM	2/3/2011	Bef-mkt		0.985	
TeliaSonera AB	TLSN SS	2/3/2011	6:15		4.655	
Muenchener Rueckversicherungs AG	MUV2 GR	2/3/2011	6:45		13.018	
Unilever NV	UNA NA	2/3/2011	7:00		1.513	
Konecranes OYJ	KCR1V FH	2/3/2011	7:00		1.267	
Rautaruukki OYJ	RTRKS FH	2/3/2011	7:00		-0.025	

Daily Market Report

Unilever PLC	ULVR LN	2/3/2011	7:00	1.513
Royal Dutch Shell PLC	RDSA LN	2/3/2011	7:00	3.085
Kesko OYJ	KESBV FH	2/3/2011	7:00	1.751
BT Group PLC	BT/A LN	2/3/2011	7:00	0.048
Metso OYJ	MEO1V FH	2/3/2011	10:00	1.898
GlaxoSmithKline PLC	GSK LN	2/3/2011	12:00	0.843
Enel SpA	ENEL IM	2/3/2011		0.457
TUI Travel PLC	TT/ LN	2/3/2011		
LVMH Moet Hennessy Louis Vuitton SA	MC FP	2/4/2011	Bef-mkt	5.327
YIT OYJ	YTY1V FH	2/4/2011	6:00	1.027
Volvo AB	VOLVB SS	2/4/2011	6:30	5.697
Skandinaviska Enskilda Banken AB	SEBA SS	2/4/2011	6:30	3.171
Banco Popular Espanol SA	POP SM	2/4/2011	7:30	0.353
Neste Oil OYJ	NES1V FH	2/4/2011	11:00	0.447
Julius Baer Group Ltd	BAER VX	2/7/2011	6:00	2.345
Randgold Resources Ltd	RRS LN	2/7/2011	7:00	1.493
Assa Abloy AB	ASSAB SS	2/7/2011	7:00	10.957
GEA Group AG	G1A GR	2/7/2011		0.95
BHP Billiton PLC	BLT LN	2/7/2011		1.71
Alfa Laval AB	ALFA SS	2/8/2011	5:30	7.54
Kemira OYJ	KRA1V FH	2/8/2011	5:30	0.686
UBS AG	UBSN VX	2/8/2011	5:45	1.841
Givaudan SA	GIVN VX	2/8/2011	6:00	56.568
Swedbank AB	SWEDA SS	2/8/2011	6:00	6.061
Telenor ASA	TEL NO	2/8/2011	6:00	6.481
Xstrata PLC	XTA LN	2/8/2011	6:30	1.756
Securitas AB	SECUB SS	2/8/2011	7:00	6.038
Outotec OYJ	OTE1V FH	2/8/2011	7:00	1.003
BG Group PLC	BG/ LN	2/8/2011	7:00	1.177
Stora Enso OYJ	STERV FH	2/8/2011	10:00	0.737
Klepierre	LI FP	2/8/2011	Aft-mkt	1.544
Statoil ASA	STL NO	2/8/2011		13.428
Tele2 AB	TEL2B SS	2/8/2011		12.758
ArcelorMittal	MT NA	2/8/2011		2.375
Peugeot SA	UG FP	2/9/2011	Bef-mkt	4.034
Sanoma OYJ	SAA1V FH	2/9/2011	5:30	1.038
Marine Harvest ASA	MHG NO	2/9/2011	6:00	0.655
Mobistar SA	MOBB BB	2/9/2011	6:00	4.194
Nokian Renkaat OYJ	NRE1V FH	2/9/2011	6:00	1.292
Pohjola Bank PLC	POH1S FH	2/9/2011	6:00	0.839

Daily Market Report

Syngenta AG	SYNN VX	2/9/2011	6:00	15.446
Renewable Energy Corp ASA	REC NO	2/9/2011	6:00	-0.03
Coca Cola Hellenic Bottling Co SA	EEEE GA	2/9/2011	6:30	1.227
Sanofi-Aventis SA	SAN FP	2/9/2011	6:30	6.958
Svenska Handelsbanken AB	SHBA SS	2/9/2011	6:30	17.398
Hexagon AB	HEXAB SS	2/9/2011	7:00	5.745
Vestas Wind Systems A/S	VWS DC	2/9/2011	7:30	1.06
Orion OYJ	ORNBV FH	2/9/2011	10:00	1.338
Air France-KLM	AF FP	2/9/2011	16:45	0.285
Unibail-Rodamco SE	UL FP	2/9/2011	Aft-mkt	9.007
Sampo OYJ	SAMAS FH	2/9/2011		2.123
Christian Dior SA	CDI FP	2/9/2011		5.819
JM AB	JM SS	2/9/2011		6.502
PagesJaunes Groupe	PAJ FP	2/9/2011		0.902
Lundin Petroleum AB	LUPE SS	2/9/2011		0.328
Aurubis AG	NDA GR	2/9/2011		
Suez Environnement Co	SEV FP	2/9/2011		0.895
Crucell NV	CRXL NA	2/9/2011		0.084
Industrivarden AB	INDUA SS	2/9/2011		13.1
Publicis Groupe SA	PUB FP	2/10/2011	Bef-mkt	2.366
KBC Groep NV	KBC BB	2/10/2011	6:00	4.641
Alcatel-Lucent/France	ALU FP	2/10/2011	6:00	-0.053
Dassault Systemes SA	DSY FP	2/10/2011	6:00	2.429
Tryg A/S	TRYG DC	2/10/2011	6:30	9.667
Umicore SA	UMI BB	2/10/2011	6:30	2.196
Danske Bank A/S	DANSKE DC	2/10/2011	7:00	6.826
Skanska AB	SKAA SS	2/10/2011	7:00	
Smith & Nephew PLC	SN/ LN	2/10/2011	7:00	0.692
Saipem SpA	SPM IM	2/10/2011	13:00	1.798
Renault SA	RNO FP	2/10/2011	Aft-mkt	5.253
Modern Times Group AB	MTGA SS	2/10/2011		26.108
Gecina SA	GFC FP	2/10/2011		5.357
Nutreco NV	NUO NA	2/10/2011		3.994
L'Oreal SA	OR FP	2/10/2011		4.033
Zurich Financial Services AG	ZURN VX	2/10/2011		25.21
Legrand SA	LR FP	2/10/2011		1.716
Orkla ASA	ORK NO	2/10/2011		1.472
Rhoen Klinikum AG	RHK GR	2/10/2011		1.019
Snam Rete Gas SpA	SRG IM	2/10/2011		0.296
TGS Nopec Geophysical Co ASA	TGS NO	2/10/2011		1.484

Daily Market Report

DnB NOR ASA	DNBNOR NO	2/10/2011		7.4
Credit Suisse Group AG	CSGN VX	2/10/2011		4.349
Rio Tinto PLC	RIO LN	2/10/2011		6.949
Diageo PLC	DGE LN	2/10/2011		0.517
Rolls-Royce Group PLC	RR/ LN	2/10/2011		0.384
Shire PLC	SHP LN	2/10/2011		1.395
Catlin Group Ltd	CGL LN	2/10/2011		0.757
Elan Corp PLC	ELN ID	2/10/2011		-0.017
Reckitt Benckiser Group PLC	RB/ LN	2/10/2011		2.312
Galp Energia SGPS SA	GALP PL	2/11/2011	Bef-mkt	0.434
ThyssenKrupp AG	TKA GR	2/11/2011	6:30	0.253
Cofinimmo	COFB BB	2/11/2011	7:00	7.688
SSAB AB	SSABA SS	2/11/2011	7:00	2.888
Cie Generale des Etablissements Michelin	ML FP 3439469Q	2/11/2011	7:00	5.817
Eurocommercial Properties NV	AU	2/11/2011		1.35
Elisa OYJ	ELI1V FH	2/11/2011		1.073
Boliden AB	BOL SS	2/11/2011		13.463
Total SA	FP FP	2/11/2011		4.661

Disclaimer. This report was prepared and provided for information purposes only under the condition it will not form the sole basis for any investment decision. It does not constitute an offer and should not be considered as an offer, or solicitation of an offer, to buy or sell any securities. The information and opinions contained in this report have been received from sources believed to be reliable. While every reasonable effort has been made to obtain accurate information and verify it, IC RUSS-INVEST or its affiliates makes no warranty, express or implied, as to the accuracy, completeness or correctness of the information and opinions contained herein. All such information, opinions and forecasts are subject to further change without notice. The forward-looking statements in this report are subject to risks, uncertainties and other factors that could cause actual results to differ materially from those stated in such statements. Neither we nor any of our respective agents, employees or advisors intend or have any duty or obligation to supply, amend, update or revise any of the forward-looking statements contained in this report. IC RUSS-INVEST, its directors and employees may have a position in any of the securities mentioned in this report. The report cannot be used on the territory of the USA, Canada, Great Britain, Japan, neither it can be a subject of national regulation of the states mentioned.

INVESTMENT COMPANY IC RUSS-INVEST

www.russ-invest.com

Moscow

Telephone: +7(495) 363-93-80
Fax: +7(495) 363-93-90
E-mail: mail@russ-invest.com
Mailing address: 5-3/12 Nashchiokinsky
Pereulok, bldg. 4, 119019 Moscow

St-Petersburg

Telephone: +7(812) 337-55-37
Fax: +7(812) 337-55-37
E-mail: spb@russ-invest.com
Mailing address: 52, Fontanky
Embankment, 190002 St-Petersburg

Samara

Telephone: +7 (846) 262-75-52
Fax: +7 (846) 262-75-52
E-mail: sam@russ-invest.com
Mailing address: 443067, Самара, ул.
agarina, 95

© 2007 | OJSC «IC RUSS-INVEST»

Licenses of FCFM №077-08757-000100 и №077-08755-001000

Licenses of FCFM №177-06310-100000 и №177-06312-010000

Licenses of FCFM №906