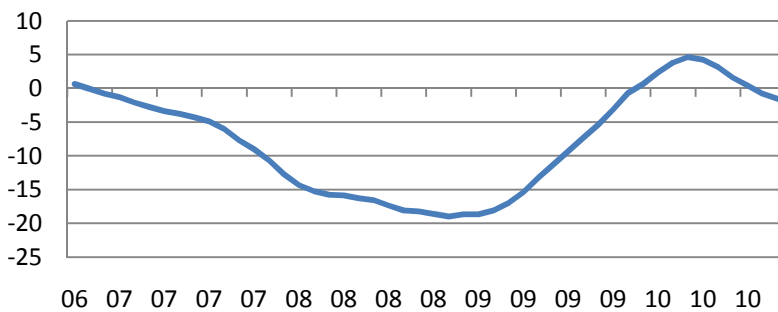


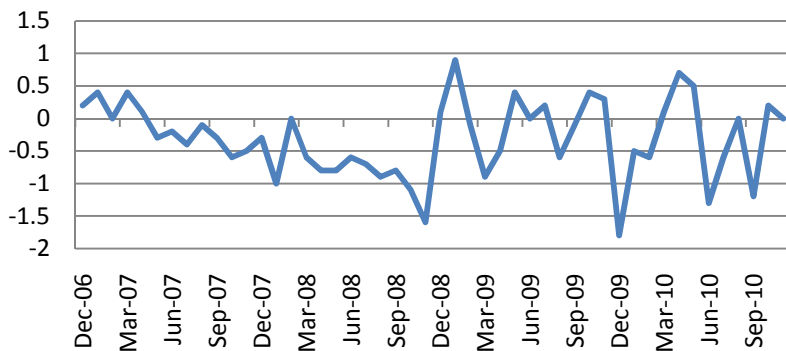
January 26, 2011

## US Statistical data

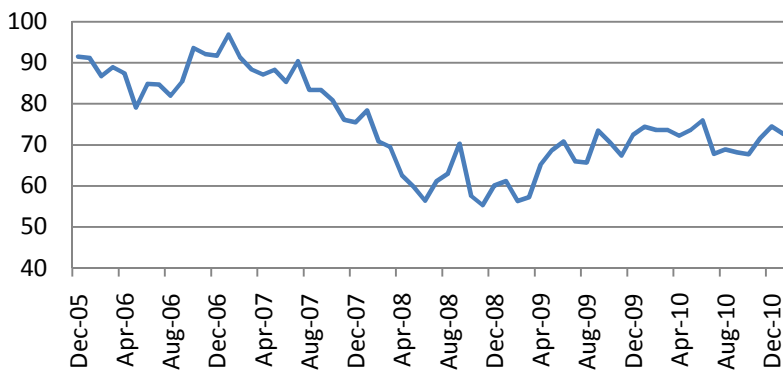
S&P/ Case-Shiller Index – down 1.5% y/y (cons. -1.5%).



FHFA home prices Index – unchanged, meeting forecast.



Consumer confidence – 60.6 vs consensus 54.



Macro Indicators		
CDS HY 5Y	405.09	-0.32%
ITX Crossover	287.49	+1.70%
CDS Japan 5Y	77.87	-0.47%
CDS EM 5Y	113.35	-0.17%
CDS Russia 5Y	139.01	-0.02%
US Tsys 10Y	3.53%	-0.21%
US Tsys 5Y	2.17%	-0.14%
Brazil 10Y	4.06%	-0.28%
Germany 10Y	3.00%	-0.06%
EUR/USD	1.3705	+0.46%
USD/JPY	82.04	+0.43%
EUR/GBP	0.8664	-0.43%
Oil Brent	96.16	+0.96%
Gold	1337.3	+0.38%
Copper	9250	-2.93%
Nickel	25872	-0.97%
S&P 500	1292.25	+0.37%
Russell 2000	779.96	+0.09%
Bovespa	69426.57	+0.42%
Topix	925	+0.05%
Shanghai Comp	2,708.81	+1.17%
S&P/ASX 300	4,807.80	+0.46%
Sensex 30	18,969.45	-0.95%
Bovespa	69,426.57	+0.42%
DJ Euro Stoxx	2984	+0.98%
CAC Futures	4057.5	+0.85%
DAX Futures	7153	+1.27%
CBOE Put/Call	0.65	+22.64%
CBOE	820.62	+0.07%
VIX	17.59	-0.34%
VSTOXX	20.7546	-3.73%

Factor Assessment		
Factor	Grade	Prev. Grade
US credit risks	3	-
Fed Activity	4	-
Corporate news	8	-
Economic statistics	8	-
Inflation concerns	4	-
China tightening	4	-
European Sovereign	5	--
Risks		

\*As of 9:00 GMT,, Bloomberg

## Daily Market Report

## Earnings reports (sectoral results)

Sector	Reported	Total	Growth	Surprise	Pos Surp	Neg Surp
All Securities	99	500	91.54%	6.59%	72	27
Oil & Gas	3	38	79.18%	11.73%	3	0
Basic Materials	9	26	57.23%	16.15%	8	1
Industrials	15	73	25.93%	7.79%	10	5
Consumer Goods	5	54	27.86%	8.49%	5	0
Health Care	9	45	3.94%	4.85%	8	1
Consumer Services	7	74	9.21%	3.75%	4	3
Telecommunications	1	10	-0.35%	-1.10%	0	1
Utilities	2	35	4.72%	-6.40%	0	2
Financials	31	83	N.M.	3.87%	20	11
Technology	17	62	35.71%	9.21%	14	3

S&P 500 Sub-index	Last	Change
CONS	299.99	+0.00%
DISCRET		
CONS	305.80	+0.19%
STAPLES		
ENERGY	523.93	-0.28%
FINANCIALS	220.98	-0.23%
HEALTH CARE	372.12	-0.04%
INDUSTRIALS	313.60	-0.17%
INFO TECH	424.56	+0.38%
MATERIALS	235.91	+0.09%
TELECOM	126.34	+1.03%
SERV		
UTILITIES	163.08	-0.14%

## Most active stocks in Europe\*

Q-CELLS SE	2.722	-2.09%
FIRSTGROUP PLC	378.8	-2.02%
ELAN CORP PLC	5.08	-1.84%
COMPASS GROUP	558.5	-1.76%
ARCELORMITTAL	26.85	-1.72%
LAFARGE SA	46.86	-1.32%
SCOTTISH & SOUTH	1200	-1.23%
LUXOTTICA GROUP	22.24	-1.20%
KESA ELECTRICALS	134.1	+2.44%
LONZA GROUP -REG	73.85	+2.50%
PORSCHE AUTO-PFD	66.35	+3.35%
PARMALAT SPA	2.2175	+3.50%
RENAULT SA	49.665	+3.75%
RANDSTAD HOLDING	39.95	+4.44%
UMICORE	37.13	+5.51%

DJIA Eurostoxx	Last	Change
SX3P	351.86	+0.28%
SX4P	550.65	+0.76%
SX6P	327.54	+0.20%
SX7P	212.18	-0.19%
SX86P	116.37	+0.36%
SX8P	223.86	+0.46%
SXAP	353.59	+1.20%
SXDP	387.39	+0.18%
SXEP	344.67	+0.31%
SXFP	274.2	+0.34%
SXIP	166.66	+0.17%
SXKP	283.55	+0.91%
SXMP	186.86	+0.06%
SXNP	331.38	+0.36%
SXOP	289.12	+0.25%
SXPP	601.46	+0.63%
SXQP	405.3	+0.27%
SXRP	266.64	+0.27%
SXTP	132.23	-0.09%
SX3P	351.86	+0.28%

## Technical view

### S&P 500 Index, daily



The S&P 500 has reached 1280 (61.8% projection of wave 3 or C). After the 5<sup>th</sup> of V is finished, correction to 1230 is likely to come.

However, a pessimistic midterm target seems to be around 1000, after the pattern is completed and (C) starts.

Current support levels are at 1230, 1180, 1130, 1092, 1041, 1010, 980, 950, 870.

Resistance level: 1281.

**Dow Jones Stoxx 600 Europe Index, daily**



The index has broken wedge upper line as a resistance level.

Pessimistic scenario will be activated if the support at 270 is broken (this will point 258, 243, 210 levels as the final targets of the downward leg (C)).

Important support levels: 275.8, 263, 256, 243, 238, 217.

Important resistance levels – 280, 286.

Daily Market Report

EURUSD, daily



EURUSD current pattern is likely a zigzag in a wide triangle, which has its lower bound around 1.17. After short consolidation, another leg down with a support around 1.26 should unwind in the coming days.

## Daily Market Report

Macroeconomic calendar*						
Время, GMT	Страна	Данные	Период	Прогноз	Значение	Прошл.
01/24/2011 03:32	CH	Leading Index	DEC	--	100.76	101.58
01/24/2011 05:00	JN	Supermarket Sales (YoY)	DEC	--	-1.60%	-0.50%
01/24/2011 08:30	GE	PMI Manufacturing	JAN A	60.9	--	60.9
01/24/2011 08:30	GE	PMI Services	JAN A	59	--	58.3
01/24/2011 09:00	EC	PMI Composite	JAN A	55.6	--	55.5
01/24/2011 09:00	EC	PMI Manufacturing	JAN A	57	--	57.1
01/24/2011 09:00	EC	PMI Services	JAN A	54.3	--	54.2
01/24/2011 10:00	EC	Industrial New Orders NSA (YoY)	NOV	17.40%	--	14.80%
01/24/2011 10:00	EC	Industrial New Orders SA (MoM)	NOV	1.90%	--	1.40%
01/24/2011 16:00	US	U.S. Fed to Purchase USD7-9 Bln	23-Apr			
01/24/2011 16:30	US	U.S. to Sell USD29 Bln 3-Month Bills	23-Apr			
01/24/2011 16:30	US	U.S. to Sell USD28 Bln 6-Month Bills	23-Apr			
01/25/2011 07:00	GE	GfK Consumer Confidence Survey	FEB	5.4	--	5.4
01/25/2011 09:30	UK	GDP (QoQ)	4Q A	0.50%	--	0.70%
01/25/2011 09:30	UK	GDP (YoY)	4Q A	2.60%	--	2.70%
01/25/2011 09:30	UK	Index of Services (3mth/3mth)	NOV	0.80%	--	0.60%
01/25/2011 09:30	UK	Index of Services (MoM)	NOV	0.50%	--	-0.40%
01/25/2011 09:30	UK	Public Finances (PSNCR)	DEC	16.3B	--	16.8B
01/25/2011 09:30	UK	PSNB ex Interventions	DEC	20.0B	--	23.3B
01/25/2011 09:30	UK	Public Sector Net Borrowing	DEC	18.0B	--	22.8B
01/25/2011	JN	BOJ Target Rate	25-Jan	0.10%	--	0.10%
01/25/2011 14:00	US	S&P/CaseShiller Home Price Ind	NOV	--	--	145.32
01/25/2011 14:00	US	S&P/CS 20 City MoM% SA	NOV	-0.93%	--	-0.99%
01/25/2011 14:00	US	S&P/CS Composite-20 YoY	NOV	-1.70%	--	-0.80%
01/25/2011 15:00	US	Consumer Confidence	JAN	54.2	--	52.5
01/25/2011 15:00	US	House Price Index MoM	NOV	0.00%	--	0.70%
01/25/2011 15:00	US	Richmond Fed Manufact. Index	JAN	22	--	25
01/25/2011 16:00	US	U.S. Fed to Purchase USD6-8 Bln	23-Apr			
01/25/2011 16:30	US	U.S. to Sell 4-Week Bills	23-Apr			
01/25/2011 18:00	US	U.S. to Sell USD35 Bln 2-Year Notes	23-Apr			
01/25/2011 21:30	US	API U.S. Crude Oil Inventories	21-Jan	--	--	3533K
01/25/2011 21:30	US	API Cushing Crude OK Inventory	21-Jan	--	--	-571K
01/25/2011 21:30	US	API U.S. Distillate Inventory	21-Jan	--	--	940K
01/25/2011 21:30	US	API U.S. Gasoline Inventories	21-Jan	--	--	1869K
01/25/2011 22:00	US	ABC Consumer Confidence	23-Jan	--	--	-43
01/25/2011 23:50	JN	Corp Service Price Index (YoY)	DEC	-1.30%	--	-1.10%
01/26/2011 01:00	JN	Small Business Confidence	JAN	--	--	45.9
01/26/2011 05:00	JN	BOJ Monthly Economic Report	23-Apr			
01/26/2011 09:30	UK	Bank of England Minutes	23-Apr			
01/26/2011 09:30	UK	BBA Loans for House Purchase	DEC	29250	--	29991
01/26/2011 12:00	US	MBA Mortgage Applications	21-Jan	--	--	5.00%
01/26/2011 14:00	US	Fed's Open Market Committee Meets on	26-Jan			

## Daily Market Report

01/26/2011 15:00	US	New Home Sales	DEC	300K	--	290K
01/26/2011 15:00	US	New Home Sales MoM	DEC	3.50%	--	5.50%
01/26/2011 15:30	US	DOE U.S. Crude Oil Inventories	21-Jan	--	--	2617K
01/26/2011 15:30	US	DOE Cushing OK Crude Inventory	21-Jan	--	--	-571K
01/26/2011 15:30	US	DOE U.S. Distillate Inventory	21-Jan	--	--	1038K
01/26/2011 15:30	US	DOE U.S. Gasoline Inventories	21-Jan	--	--	4443K
01/26/2011 15:30	US	DOE U.S. Refinery Utilization	21-Jan	--	--	-3.40%
01/26/2011 15:30	US	DOE Crude Oil Implied Demand	21-Jan	--	--	13830
01/26/2011 15:30	US	DOE Distillate Implied Demand	21-Jan	--	--	4445.7
01/26/2011 15:30	US	DOE Gasoline Implied Demand	21-Jan	--	--	8974.4
01/26/2011 15:45	AS	ECB's Nowotny Speaks in Vienna	23-Apr			
01/26/2011 16:00	EC	ECB's Stark Speaks in Kiel, Germany	23-Apr			
01/26/2011 18:00	US	U.S. to Sell USD35 Bln 5-Year Notes	23-Apr			
01/26/2011 19:15	US	FOMC Rate Decision	26-Jan	0.25%	--	0.25%
01/26/2011 23:50	JN	Merchnds Trade Balance Total	DEC	¥465.0B	--	¥162.8B
01/26/2011 23:50	JN	Japan Buying Foreign Bonds	21-Jan	--	--	¥766.5B
01/26/2011 23:50	JN	Japan Buying Foreign Stocks	21-Jan	--	--	-¥24.7B
01/26/2011 23:50	JN	Foreign Buying Japan Bonds	21-Jan	--	--	¥19.0B
01/26/2011 23:50	JN	Foreign Buying Japan Stocks	21-Jan	--	--	¥325.4B
01/26/2011 23:50	JN	Adjusted Merchnds Trade Bal.	DEC	¥523.9B	--	¥425.7B
01/26/2011 23:50	JN	Merchnds Trade Exports YoY	DEC	9.3	--	9.1
01/26/2011 23:50	JN	Merchnds Trade Imports YoY	DEC	12	--	14.2
01/27/2011 00:01	UK	Hometrack Housing Survey (MoM)	JAN	--	--	-0.40%
01/27/2011 00:01	UK	Hometrack Housing Survey (YoY)	JAN	--	--	-1.60%
01/27/2011 10:00	EC	Business Climate Indicator	JAN	1.34	--	1.31
01/27/2011 10:00	EC	Euro-Zone Consumer Confidence	JAN F	-11.1	--	-11.4
01/27/2011 10:00	EC	Euro-Zone Economic Confidence	JAN	106.7	--	106.2
01/27/2011 10:00	EC	Euro-Zone Indust. Confidence	JAN	5	--	4
01/27/2011 10:00	EC	Euro-zone Services Confidence	JAN	10	--	9.8
01/27/2011 10:30	EC	ECB's Bini Smaghi Speaks in Bologna	23-Apr			
01/27/2011 11:00	UK	CBI Reported Sales	JAN	38	--	56
01/27/2011	GE	Consumer Price Index (MoM)	JAN P	-0.30%	--	--
01/27/2011	GE	Consumer Price Index (YoY)	JAN P	2.00%	--	--
01/27/2011	GE	CPI - Brandenburg (MoM)	JAN	--	--	1.10%
01/27/2011	GE	CPI - Brandenburg (YoY)	JAN	--	--	1.40%
01/27/2011	GE	CPI - Bavaria (MoM)	JAN	--	--	0.80%
01/27/2011	GE	CPI - Bavaria (YoY)	JAN	--	--	1.60%
01/27/2011	GE	CPI - Baden Wuerttemberg (MoM)	JAN	--	--	0.90%
01/27/2011	GE	CPI - Baden Wuerttemberg (YoY)	JAN	--	--	1.90%
01/27/2011	GE	CPI - Hesse (MoM)	JAN	--	--	1.10%
01/27/2011	GE	CPI - Hesse (YoY)	JAN	--	--	1.50%
01/27/2011	GE	CPI - EU Harmonised (MoM)	JAN P	-0.30%	--	--
01/27/2011	GE	CPI - EU Harmonised (YoY)	JAN P	2.20%	--	--
01/27/2011	GE	CPI - North Rhine-West. (MoM)	JAN	--	--	1.10%

## Daily Market Report

01/27/2011	GE	CPI - North Rhine-West. (YoY)	JAN	--	--	1.80%
01/27/2011	GE	CPI - Saxony (MoM)	JAN	--	--	1.20%
01/27/2011	GE	CPI - Saxony (YoY)	JAN	--	--	1.80%
01/27/2011 13:00	SP	ECB's Gonzalez-Paramo Speaks in Madrid	23-Apr			
01/27/2011 13:30	US	Chicago Fed Nat Activity Index	DEC	0.31	--	-0.46
01/27/2011 13:30	US	Durable Goods Orders	DEC	1.50%	--	-1.30%
01/27/2011 13:30	US	Durables Ex Transportation	DEC	0.90%	--	2.40%
01/27/2011 13:30	US	Cap Goods Orders Nondef Ex Air	DEC	1.70%	--	2.60%
01/27/2011 13:30	US	Cap Goods Ship Nondef Ex Air	DEC	--	--	1.00%
01/27/2011 13:30	US	Initial Jobless Claims	22-Jan	409K	--	404K
01/27/2011 13:30	US	Continuing Claims	15-Jan	3880K	--	3861K
01/27/2011 15:00	US	Pending Home Sales MoM	DEC	1.00%	--	3.50%
01/27/2011 15:00	US	Pending Home Sales YoY	DEC	--	--	-2.40%
01/27/2011 15:30	US	EIA Natural Gas Storage Change	21-Jan	--	--	-243
01/27/2011 15:45	US	Fed Nominee Diamond Speaks at MIT	23-Apr			
01/27/2011 16:00	US	U.S. Fed to Purchase USD4-6 Bln	23-Apr			
01/27/2011 18:00	US	U.S. to Sell USD29 Bln 7-Year Notes	23-Apr			
01/27/2011 18:00	EC	ECB's Tumpel Gugerell Speaks in Mainz,	23-Apr			
01/27/2011 23:30	JN	Job-To-Applicant Ratio	DEC	0.58	--	0.57
01/27/2011 23:30	JN	Overall Hhold Spending (YoY)	DEC	-0.60%	--	-0.40%
01/27/2011 23:30	JN	Tokyo CPI YoY	JAN	-0.20%	--	-0.20%
01/27/2011 23:30	JN	Jobless Rate	DEC	5.10%	--	5.10%
01/27/2011 23:30	JN	Tokyo CPI Ex-Fresh Food YoY	JAN	-0.30%	--	-0.40%
01/27/2011 23:30	JN	Tokyo CPI Ex Food, Energy YoY	JAN	-0.50%	--	-0.50%
01/27/2011 23:30	JN	Natl CPI YoY	DEC	-0.10%	--	0.10%
01/27/2011 23:30	JN	Natl CPI Ex-Fresh Food YoY	DEC	-0.50%	--	--
01/27/2011 23:30	JN	Natl CPI Ex Food, Energy YoY	DEC	-0.80%	--	-0.90%
01/27/2011 23:50	JN	Retail Trade MoM SA	DEC	-1.40%	--	1.90%
01/27/2011 23:50	JN	Retail Trade YoY	DEC	0.60%	--	1.30%
01/27/2011 23:50	JN	Large Retailers' Sales	DEC	-0.50%	--	0.20%
01/28/2011 01:35	CH	MNI Business Condition Survey	JAN	--	--	62.08
01/28/2011 09:00	EC	Euro-Zone M3 s.a. 3 mth ave.	DEC	1.60%	--	1.30%
01/28/2011 09:00	EC	Euro-Zone M3 s.a. (YoY)	DEC	1.90%	--	1.90%
01/28/2011	PO	Bank of Portugal Publishes Bank Survey on	28-Jan			
01/28/2011 13:30	US	Employment Cost Index	4Q	0.50%	--	0.40%
01/28/2011 13:30	US	GDP QoQ (Annualized)	4Q A	3.50%	--	2.60%
01/28/2011 13:30	US	GDP Price Index	4Q A	1.70%	--	2.10%
01/28/2011 13:30	US	Core PCE QoQ	4Q A	0.40%	--	0.50%
01/28/2011 13:30	US	Personal Consumption	4Q A	4.00%	--	2.40%
01/28/2011 14:55	US	U. of Michigan Confidence	JAN F	73.1	--	72.7
01/28/2011 16:00	US	U.S. Fed to Purchase USD7-9 Bln	23-Apr			

## Daily Market Report

Company Name	Company Ticker	Date	Time	Actual	Estimate	Surprise
Halliburton Co	HAL US	1/24/2011	11:57	0.68	0.633	7.42%
Sealed Air Corp	SEE US	1/24/2011	12:31	0.46	0.454	1.32%
McDonald's Corp	MCD US	1/24/2011	12:58	1.15	1.155	-0.43%
CSX Corp	CSX US	1/24/2011	21:02	1.14	1.093	4.30%
Amgen Inc	AMGN US	1/24/2011	21:08	1.17	1.105	5.88%
American Express Co	AXP US	1/24/2011	21:09	0.94	0.965	-2.59%
Zions Bancorporation	ZION US	1/24/2011	21:10	-0.62	-0.356	-74.16%
Texas Instruments Inc	TXN US	1/24/2011	21:30	0.64	0.633	1.11%
Jacobs Engineering Group Inc	JEC US	1/25/2011	3:04	0.56	0.588	-4.76%
Baker Hughes Inc	BHI US	1/25/2011	11:00	0.84	0.652	28.83%
El du Pont de Nemours & Co	DD US	1/25/2011	11:00	0.5	0.313	59.74%
Verizon Communications Inc	VZ US	1/25/2011	11:30	0.54	0.546	-1.10%
Travelers Cos Inc/The	TRV US	1/25/2011	11:30	1.89	1.662	13.72%
KeyCorp	KEY US	1/25/2011	11:33	0.33	0.137	140.88%
EMC Corp/Massachusetts	EMC US	1/25/2011	12:00	0.42	0.411	2.19%
Coach Inc	COH US	1/25/2011	12:00	1	0.973	2.77%
Regions Financial Corp	RF US	1/25/2011	12:00	0.03	-0.13	123.08%
Tellabs Inc	TLAB US	1/25/2011	12:00	#####	0.083	-100%
Harley-Davidson Inc	HOG US	1/25/2011	12:00	-0.18	-0.298	39.60%
Waters Corp	WAT US	1/25/2011	12:00	1.38	1.313	5.10%
Quest Diagnostics Inc/DE	DGX US	1/25/2011	12:00	0.98	0.912	7.46%
Corning Inc	GLW US	1/25/2011	12:10	0.46	0.472	-2.54%
Kimberly-Clark Corp	KMB US	1/25/2011	12:30	1.2	1.151	4.26%
3M Co	MMM US	1/25/2011	12:30	1.28	1.268	0.95%
NextEra Energy Inc	NEE US	1/25/2011	12:33	0.8	0.88	-9.09%
United States Steel Corp	X US	1/25/2011	12:34	-1.22	-1.151	-5.99%
Johnson & Johnson	JNJ US	1/25/2011	12:45	1.03	1.033	-0.29%
WW Grainger Inc	GWW US	1/25/2011	13:01	1.79	1.676	6.80%
Sherwin-Williams Co/The	SHW US	1/25/2011	13:01	0.76	0.658	15.50%
Peabody Energy Corp	BTU US	1/25/2011	13:02	0.85	0.741	14.71%
AK Steel Holding Corp	AKS US	1/25/2011	13:30	-0.49	-0.631	22.35%
Norfolk Southern Corp	NSC US	1/25/2011	20:41	1	1.048	-4.58%
Molex Inc	MOLX US	1/25/2011	21:00	0.46	0.422	9.00%
Stryker Corp	SYK US	1/25/2011	21:00	0.93	0.908	2.42%
Total System Services Inc	TSS US	1/25/2011	21:00	0.24	0.242	-0.83%
DeVry Inc	DV US	1/25/2011	21:01	1.25	1.186	5.40%
CA Inc	CA US	1/25/2011	21:02	0.51	0.495	3.03%
Juniper Networks Inc	JNPR US	1/25/2011	21:04	0.42	0.368	14.13%
Gilead Sciences Inc	GILD US	1/25/2011	21:05	0.95	0.944	0.64%

## Daily Market Report

Yahoo! Inc	YHOO US	1/25/2011	21:05	0.26	0.221	17.65%
Altera Corp	ALTR US	1/25/2011	21:15	0.72	0.71	1.41%
Boston Properties Inc	BXP US	1/25/2011	22:58	1.14	1.104	3.26%
Automatic Data Processing Inc	ADP US	1/26/2011	Bef-mkt		0.61	
Rockwell Automation Inc	ROK US	1/26/2011	Bef-mkt		0.884	
Textron Inc	TXT US	1/26/2011	Bef-mkt		0.261	
Abbott Laboratories	ABT US	1/26/2011	Bef-mkt		1.291	
Valero Energy Corp	VLO US	1/26/2011	Bef-mkt		0.341	
Exelon Corp	EXC US	1/26/2011	Bef-mkt		0.915	
Praxair Inc	PX US	1/26/2011	Bef-mkt		1.231	
MeadWestvaco Corp	MWV US	1/26/2011	Bef-mkt		0.39	
Allegheny Technologies Inc	ATI US	1/26/2011	Bef-mkt		0.291	
Hess Corp	HES US	1/26/2011	Bef-mkt		1.234	
United Technologies Corp	UTX US	1/26/2011	Bef-mkt		1.293	
WellPoint Inc	WLP US	1/26/2011	11:00		1.223	
Legg Mason Inc	LM US	1/26/2011	12:00		0.456	
McCormick & Co Inc/MD	MKC US	1/26/2011	12:00		0.956	
Xerox Corp	XRX US	1/26/2011	12:15		0.284	
General Dynamics Corp	GD US	1/26/2011	12:30		1.848	
Southern Co	SO US	1/26/2011	12:30		0.181	
St Jude Medical Inc	STJ US	1/26/2011	12:30		0.737	
Boeing Co/The	BA US	1/26/2011	12:30		1.112	
Occidental Petroleum Corp	OXY US	1/26/2011	12:35		1.529	
ConocoPhillips	COP US	1/26/2011	13:30		1.309	
Robert Half International Inc	RHI US	1/26/2011	21:00		0.16	
	QCOM					
QUALCOMM Inc	US	1/26/2011	21:00		0.718	
Harris Corp	HRS US	1/26/2011	21:00		1.106	
Varian Medical Systems Inc	VAR US	1/26/2011	21:00		0.729	
Starbucks Corp	SBUX US	1/26/2011	21:03		0.392	
Citrix Systems Inc	CTXS US	1/26/2011	21:05		0.6	
E*Trade Financial Corp	ETFC US	1/26/2011	21:05		0.042	
NetFlix Inc	NFLX US	1/26/2011	21:05		0.711	
Motorola Mobility Holdings Inc	MMI US	1/26/2011	21:15		0.368	
Teradyne Inc	TER US	1/26/2011	23:30		0.245	
Murphy Oil Corp	MUR US	1/26/2011	Aft-mkt		1.002	
Owens-Illinois Inc	OI US	1/26/2011	Aft-mkt		0.468	
Symantec Corp	SYMC US	1/26/2011	Aft-mkt		0.333	
LSI Corp	LSI US	1/26/2011	Aft-mkt		0.128	
Noble Corp	NE US	1/26/2011	Aft-mkt		0.316	
Ball Corp	BLL US	1/27/2011	Bef-mkt		0.919	
Mead Johnson Nutrition Co	MJN US	1/27/2011	Bef-mkt		0.558	

## Daily Market Report

Tyco International Ltd	TYC US	1/27/2011	Bef-mkt	0.677
L-3 Communications Holdings Inc	LLL US	1/27/2011	Bef-mkt	2.312
Time Warner Cable Inc	TWC US	1/27/2011	Bef-mkt	1.006
EQT Corp	EQT US	1/27/2011	Bef-mkt	0.396
DR Horton Inc	DHI US	1/27/2011	Bef-mkt	-0.032
Stanley Black & Decker Inc	SWK US	1/27/2011	Bef-mkt	0.91
Eaton Corp	ETN US	1/27/2011	Bef-mkt	1.671
Lockheed Martin Corp	LMT US	1/27/2011	Bef-mkt	2.1
Xcel Energy Inc	XEL US	1/27/2011	Bef-mkt	0.309
Newell Rubbermaid Inc	NWL US	1/27/2011	Bef-mkt	0.318
Janus Capital Group Inc	JNS US	1/27/2011	Bef-mkt	0.208
Danaher Corp	DHR US	1/27/2011	11:00	0.663
Motorola Solutions Inc	MSI US	1/27/2011	12:00	1.075
Consol Energy Inc	CNX US	1/27/2011	12:00	0.545
Altria Group Inc	MO US	1/27/2011	12:00	0.444
Zimmer Holdings Inc	ZMH US	1/27/2011	12:00	1.189
Invesco Ltd	IVZ US	1/27/2011	12:30	0.398
Caterpillar Inc	CAT US	1/27/2011	12:30	1.279
AT&T Inc	T US	1/27/2011	13:00	0.538
Franklin Resources Inc	BEN US	1/27/2011	13:30	1.911
Raytheon Co	RTN US	1/27/2011	14:00	1.16
VeriSign Inc	VRSN US	1/27/2011	20:05	0.304
KLA-Tencor Corp	KLAC US	1/27/2011	21:15	1.053
Federated Investors Inc	FII US	1/27/2011	Aft-mkt	0.425
	MWW			
Monster Worldwide Inc	US	1/27/2011	Aft-mkt	0.074
Microsoft Corp	MSFT US	1/27/2011	Aft-mkt	0.684
SanDisk Corp	SNDK US	1/27/2011	Aft-mkt	1.086
Microchip Technology Inc	MCHP US	1/27/2011	Aft-mkt	0.565
Chubb Corp	CB US	1/27/2011	Aft-mkt	1.57
Amazon.com Inc	AMZN US	1/27/2011	Aft-mkt	0.878
Compuware Corp	CPWR US	1/27/2011	Aft-mkt	0.163
Nucor Corp	NUE US	1/27/2011		-0.107
Celgene Corp	CELG US	1/27/2011		0.733
Procter & Gamble Co/The	PG US	1/27/2011		1.094
Eli Lilly & Co	LLY US	1/27/2011		1.093
Helmerich & Payne Inc	HP US	1/27/2011		0.818
Baxter International Inc	BAX US	1/27/2011		1.102
Precision Castparts Corp	PCP US	1/27/2011		1.798
Bristol-Myers Squibb Co	BMJ US	1/27/2011		0.475
Colgate-Palmolive Co	CL US	1/27/2011		1.231
Honeywell International Inc	HON US	1/28/2011	Bef-mkt	0.855

## Daily Market Report

Dover Corp	DOV US	1/28/2011	12:00	0.817
Ford Motor Co	F US	1/28/2011	12:00	0.484
Dominion Resources Inc/VA	D US	1/28/2011	12:30	0.662
American Electric Power Co Inc	AEP US	1/28/2011		0.39
Chevron Corp	CVX US	1/28/2011		2.401
T Rowe Price Group Inc	TROW US	1/28/2011		0.683
Gannett Co Inc	GCI US	1/31/2011	Bef-mkt	0.807
Roper Industries Inc	ROP US	1/31/2011	Bef-mkt	0.993
Illinois Tool Works Inc	ITW US	1/31/2011	13:00	0.805
McKesson Corp	MCK US	1/31/2011	21:00	1.104
Eastman Chemical Co	EMN US	1/31/2011	22:00	1.494
CR Bard Inc	BCR US	1/31/2011	Aft-mkt	1.485
Plum Creek Timber Co Inc	PCL US	1/31/2011	Aft-mkt	0.447
Anadarko Petroleum Corp	APC US	1/31/2011	Aft-mkt	0.237
Exxon Mobil Corp	XOM US	1/31/2011		1.616
Novellus Systems Inc	NVLS US	1/31/2011		0.929
McGraw-Hill Cos Inc/The	MHP US	2/1/2011	Bef-mkt	0.535
United Parcel Service Inc	UPS US	2/1/2011	Bef-mkt	1.052
Biogen Idec Inc	BIIB US	2/1/2011	Bef-mkt	1.225
Emerson Electric Co	EMR US	2/1/2011	Bef-mkt	0.651
Archer-Daniels-Midland Co	ADM US	2/1/2011	Bef-mkt	0.788
NiSource Inc	NI US	2/1/2011	Bef-mkt	0.342
Bemis Co Inc	BMS US	2/1/2011	Bef-mkt	0.506
Western Union Co/The	WU US	2/1/2011	21:00	0.35
CH Robinson Worldwide Inc	CHRW US	2/1/2011	21:15	0.624
Leggett & Platt Inc	LEG US	2/1/2011	Aft-mkt	0.227
Electronic Arts Inc	ERTS US	2/1/2011	Aft-mkt	0.579
Broadcom Corp	BRCM US	2/1/2011	Aft-mkt	0.72
Massey Energy Co	MEE US	2/1/2011	Aft-mkt	-0.306
Boston Scientific Corp	BSX US	2/1/2011	Aft-mkt	0.096
Lexmark International Inc	LXK US	2/1/2011		1.11
Sysco Corp	SYU US	2/1/2011		0.464
MEMC Electronic Materials Inc	WFR US	2/1/2011		0.336
Pfizer Inc	PFE US	2/1/2011		0.458
Cummins Inc	CMI US	2/1/2011		1.703
PACCAR Inc	PCAR US	2/1/2011		0.466
Aflac Inc	AFL US	2/1/2011		1.351
Time Warner Inc	TWX US	2/2/2011	Bef-mkt	0.622
Thermo Fisher Scientific Inc	TMO US	2/2/2011	Bef-mkt	0.949
Hospira Inc	HSP US	2/2/2011	Bef-mkt	0.939
Whirlpool Corp	WHR US	2/2/2011	11:00	2.298
Mattel Inc	MAT US	2/2/2011	11:00	0.858

## Daily Market Report

NASDAQ OMX Group Inc/The	NDAQ US	2/2/2011	12:00	0.505
Genworth Financial Inc	GNW US	2/2/2011	12:00	0.178
Avery Dennison Corp	AVY US	2/2/2011	13:30	0.97
Unum Group	UNM US	2/2/2011	21:00	0.685
News Corp	NWSA US	2/2/2011	21:00	0.288
Assurant Inc	AIZ US	2/2/2011	Aft-mkt	1.071
Cincinnati Financial Corp	CINF US	2/2/2011	Aft-mkt	0.348
Dun & Bradstreet Corp	DNB US	2/2/2011	Aft-mkt	1.849
Tesoro Corp	TSO US	2/2/2011	Aft-mkt	-0.063
Equity Residential	EQR US	2/2/2011	Aft-mkt	0.582
AvalonBay Communities Inc	AVB US	2/2/2011	Aft-mkt	1.01
Lincoln National Corp	LNC US	2/2/2011	Aft-mkt	0.884
ACE Ltd	ACE US	2/2/2011	Aft-mkt	1.844
Hartford Financial Services Group Inc	HIG US	2/2/2011	Aft-mkt	0.891
Visa Inc	V US	2/2/2011	Aft-mkt	1.2
Ameriprise Financial Inc	AMP US	2/2/2011	Aft-mkt	1.303
Yum! Brands Inc	YUM US	2/2/2011	Aft-mkt	0.598
Vulcan Materials Co	VMC US	2/2/2011	Aft-mkt	-0.179
BMC Software Inc	BMC US	2/2/2011		0.8
Hershey Co/The	HSY US	2/2/2011		0.611
Allergan Inc/United States	AGN US	2/2/2011		0.886
Marathon Oil Corp	MRO US	2/2/2011		0.955
Wisconsin Energy Corp	WEC US	2/2/2011		1.011
Cameron International Corp	CAM US	2/2/2011		0.67
Snap-On Inc	SNA US	2/3/2011	Bef-mkt	0.877
Moody's Corp	MCO US	2/3/2011	Bef-mkt	0.485
National Oilwell Varco Inc	NOV US	2/3/2011	Bef-mkt	0.957
International Paper Co	IP US	2/3/2011	Bef-mkt	0.655
CME Group Inc	CME US	2/3/2011	Bef-mkt	3.804
Viacom Inc	VIA/B US	2/3/2011	Bef-mkt	0.999
Spectra Energy Corp	SE US	2/3/2011	Bef-mkt	0.398
Cardinal Health Inc	CAH US	2/3/2011	Bef-mkt	0.613
Goodrich Corp	GR US	2/3/2011	Bef-mkt	1.049
Mastercard Inc	MA US	2/3/2011	Bef-mkt	3.046
Starwood Hotels & Resorts Worldwide Inc	HOT US	2/3/2011	Bef-mkt	0.387
CIGNA Corp	CI US	2/3/2011	11:30	1.012
Dow Chemical Co/The	DOW US	2/3/2011	11:30	0.346
Kellogg Co	K US	2/3/2011	13:00	0.507
Harman International Industries Inc	HAR US	2/3/2011	13:00	0.52
Ryder System Inc	R US	2/3/2011	13:00	0.626

## Daily Market Report

Sunoco Inc	SUN US	2/3/2011	Aft-mkt	0.064
Fiserv Inc	FISV US	2/3/2011	Aft-mkt	1.07
JDS Uniphase Corp	JDSU US	2/3/2011	Aft-mkt	0.194
CareFusion Corp	CFN US	2/3/2011	Aft-mkt	0.373
Life Technologies Corp	LIFE US	2/3/2011	Aft-mkt	0.863
PerkinElmer Inc	PKI US	2/3/2011	Aft-mkt	0.414
Reynolds American Inc	RAI US	2/3/2011		0.614
Stericycle Inc	SRCL US	2/3/2011		0.638
CB Richard Ellis Group Inc	CBG US	2/3/2011		0.324
ITT Corp	ITT US	2/3/2011		1.255
CVS Caremark Corp	CVS US	2/3/2011		0.789
Merck & Co Inc	MRK US	2/3/2011		0.828
Estee Lauder Cos Inc/The	EL US	2/3/2011		1.439
AutoNation Inc	AN US	2/3/2011		0.35
Diamond Offshore Drilling Inc	DO US	2/3/2011		1.465
Apartment Investment & Management Co	AIV US	2/4/2011	Bef-mkt	0.355
Weyerhaeuser Co	WY US	2/4/2011	Bef-mkt	0.053
Pulte Group Inc	PHM US	2/4/2011	Bef-mkt	-0.108
TECO Energy Inc	TE US	2/4/2011	Bef-mkt	0.251
AON Corp	AON US	2/4/2011	Bef-mkt	0.815
Fortune Brands Inc	FO US	2/4/2011	Bef-mkt	0.584
AmerisourceBergen Corp	ABC US	2/4/2011	Bef-mkt	0.534
Simon Property Group Inc	SPG US	2/4/2011	Bef-mkt	1.736
Aetna Inc	AET US	2/4/2011	11:00	0.615
Clorox Co	CLX US	2/4/2011		0.609
Tyson Foods Inc	TSN US	2/4/2011		0.616
Constellation Energy Group Inc	CEG US	2/4/2011		0.577
PPL Corp	PPL US	2/4/2011		0.569
Allegheny Energy Inc	AYE US	2/4/2011		0.475

Company Name	Company Ticker	Date	Time	Actual	Estimate	Surprise
Koninklijke Philips Electronics NV	PHIA NA	1/24/2011	6:00	1.629	1.828	-10.89%
Wincor Nixdorf AG	WIN GR	1/24/2011	6:30	1.072	1.031	3.98%
STMicroelectronics NV	STM IM	1/24/2011	22:15	0.912	0.526	73.38%
Siemens AG	SIE GR	1/25/2011	6:00	1.931	1.684	14.67%
Telefonaktiebolaget LM Ericsson	ERICB SS	1/25/2011	6:30	5.082	5.351	-5.03%
Misys PLC	MSY LN	1/25/2011	7:00	0.029	0.057	-49.12%
Coloplast A/S	COLOB DC	1/25/2011	7:00	9.645	9.473	1.82%

## Daily Market Report

Castellum AB	CAST SS	1/25/2011	10:00	5.056	5.691	-11.16%
Lonza Group AG	LONN VX	1/26/2011	6:00	5.55	5.44	2.02%
SAP AG	SAP GR	1/26/2011	6:19	2.268	2.182	3.94%
Koninklijke KPN NV	KPN NA	1/26/2011	6:30	1.147	1.146	0.09%
Kone OYJ	KNEBV FH	1/26/2011	10:30		2.074	
Getinge AB	GETIB SS	1/26/2011	11:00		10.014	
Logitech International SA	LOGN VX	1/27/2011	3:00		0.371	
Novartis AG	NOVN VX	1/27/2011	6:30		5.196	
Hennes & Mauritz AB	HMB SS	1/27/2011	7:00		11.59	
AstraZeneca PLC	AZN LN	1/27/2011	7:00		6.554	
British Sky Broadcasting Group PLC	BSY LN	1/27/2011	7:00		0.188	
Banco de Sabadell SA	SAB SM	1/27/2011	7:30		0.227	
Nokia OYJ	NOK1V FH	1/27/2011	11:00		0.555	
Svenska Cellulosa AB	SCAB SS	1/27/2011	11:00		8.814	
Software AG	SOW GR	1/27/2011			6.321	
Fiat SpA	F IM	1/27/2011			0.258	
Britvic PLC	BVIC LN	1/27/2011				
Wartsila OYJ	WRT1V FH	1/28/2011	6:30		3.613	
Zardoya Otis SA	ZOT SM	1/28/2011			0.589	
Banco de Valencia SA	BVA SM	1/28/2011			0.235	
Ryanair Holdings PLC	RYA ID	1/31/2011			-0.015	
Banco Espirito Santo SA	BES PL	1/31/2011			0.425	
QIAGEN NV	QGEN US	1/31/2011			0.245	
Enagas	ENG SM	2/1/2011	Bef-mkt		1.396	
Infineon Technologies AG	IFX GR	2/1/2011	6:30		0.114	
BP PLC	BP/ LN	2/1/2011	7:00		1.128	
Autonomy Corp PLC	AU/ LN	2/1/2011	7:00		1.102	
SKF AB	SKFB SS	2/1/2011	11:00		11.659	
ARM Holdings PLC	ARM LN	2/1/2011	12:00		0.087	
Nordea Bank AB	NDA SS	2/2/2011	6:00		0.63	
Outokumpu OYJ	OUT1V FH	2/2/2011	7:00		-0.293	
Electrolux AB	ELUXB SS	2/2/2011	7:00		16.094	
Novo Nordisk A/S	NOVOB DC	2/2/2011	7:00		24.515	
Roche Holding AG	ROG VX	2/2/2011	7:00		12.894	
Sandvik AB	SAND SS	2/2/2011	7:00		5.553	
Fortum OYJ	FUM1V FH	2/2/2011	7:00		1.608	
UPM-Kymmene OYJ	UPM1V FH	2/2/2011	7:30		0.951	
Banco Bilbao Vizcaya Argentaria SA	BBVA SM	2/2/2011	8:30		1.166	
Scania AB	SCVB SS	2/2/2011	8:30		11.015	
Atlas Copco AB	ATCOA SS	2/2/2011	11:00		8.135	

## Daily Market Report

Banco Comercial Portugues SA	BCP PL	2/2/2011	17:00	0.055
Mapfre SA	MAP SM	2/2/2011		0.307
Holmen AB	HOLMB SS	2/2/2011		8.627
Banco Santander SA	SAN SM	2/3/2011	Bef-mkt	0.988
Deutsche Bank AG	DBK GR	2/3/2011	Bef-mkt	3.88
Kesko OYJ	KESBV FH	2/3/2011	6:00	1.783
TeliaSonera AB	TLSN SS	2/3/2011	6:15	4.647
Muenchener				
Rueckversicherungs AG	MUV2 GR	2/3/2011	6:45	12.951
Konecranes OYJ	KCR1V FH	2/3/2011	7:00	1.255
Royal Dutch Shell PLC	RDSA LN	2/3/2011	7:00	3.093
Unilever PLC	ULVR LN	2/3/2011	7:00	1.484
Rautaruukki OYJ	RTRKS FH	2/3/2011	7:00	-0.009
BT Group PLC	BT/A LN	2/3/2011	7:00	
Unilever NV	UNA NA	2/3/2011	7:00	1.484
Metso OYJ	MEO1V FH	2/3/2011	10:00	1.897
GlaxoSmithKline PLC	GSK LN	2/3/2011	12:00	0.88
TUI Travel PLC	TT/ LN	2/3/2011		
YIT OYJ	YTY1V FH	2/4/2011	4:00	1.028
LVMH Moet Hennessy Louis				
Vuitton SA	MC FP	2/4/2011	Bef-mkt	5.321
Volvo AB	VOLVB SS	2/4/2011	6:30	5.7
Skandinaviska Enskilda Banken				
AB	SEBA SS	2/4/2011	6:30	3.13
Neste Oil OYJ	NES1V FH	2/4/2011	7:00	0.443
Banco Popular Espanol SA	POP SM	2/4/2011	7:30	0.36

Disclaimer. This report was prepared and provided for information purposes only under the condition it will not form the sole basis for any investment decision. It does not constitute an offer and should not be considered as an offer, or solicitation of an offer, to buy or sell any securities. The information and opinions contained in this report have been received from sources believed to be reliable. While every reasonable effort has been made to obtain accurate information and verify it, IC RUSS-INVEST or its affiliates makes no warranty, express or implied, as to the accuracy, completeness or correctness of the information and opinions contained herein. All such information, opinions and forecasts are subject to further change without notice. The forward-looking statements in this report are subject to risks, uncertainties and other factors that could cause actual results to differ materially from those stated in such statements. Neither we nor any of our respective agents, employees or advisors intend or have any duty or obligation to supply, amend, update or revise any of the forward-looking statements contained in this report. IC RUSS-INVEST, its directors and employees may have a position in any of the securities mentioned in this report. The report cannot be used on the territory of the USA, Canada, Great Britain, Japan, neither it can be a subject of national regulation of the states mentioned.

## INVESTMENT COMPANY IC RUSS-INVEST

[www.russ-invest.com](http://www.russ-invest.com)

### Moscow

Telephone: +7(495) 363-93-80  
Fax: +7(495) 363-93-90  
E-mail: [mail@russ-invest.com](mailto:mail@russ-invest.com)  
Mailing address: 5-3/12 Nashchiokinsky  
Pereulok, bldg. 4, 119019 Moscow

### St-Petersburg

Telephone: +7(812) 337-55-37  
Fax: +7(812) 337-55-37  
E-mail: [spb@russ-invest.com](mailto:spb@russ-invest.com)  
Mailing address: 52, Fontanky  
Embankment, 190002 St-Petersburg

### Samara

Telephone: +7 (846) 262-75-52  
Fax: +7 (846) 262-75-52  
E-mail: [sam@russ-invest.com](mailto:sam@russ-invest.com)  
Mailing address: 443067, Самара, ул.  
агарина, 95

© 2007 | OJSC «IC RUSS-INVEST»  
Licenses of FCFM №077-08757-000100 и №077-08755-001000  
Licenses of FCFM №177-06310-100000 и №177-06312-010000  
Licenses of FCFM №906