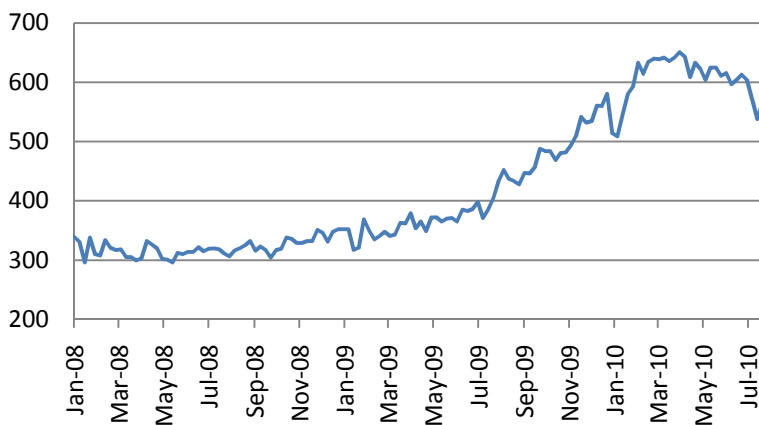


Daily Markets Report

August 06, 2010

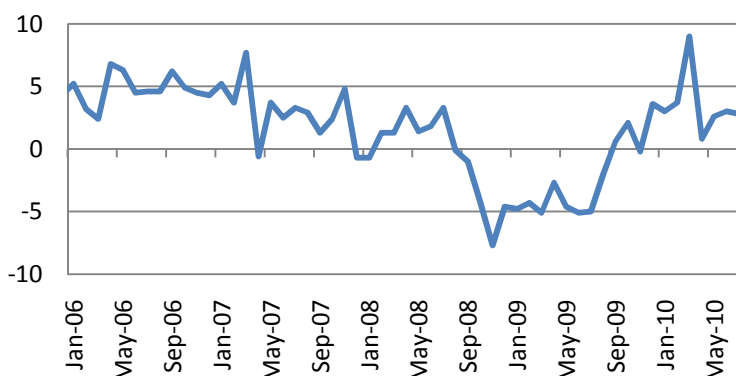
US stock indices fell on Thursday with Financials (-0.4%) as the weakest sector. The trading activity was quite low as the earnings season was coming to an end with 22:1 beat/miss ratio in the US and 3:1 in the Eurozone. Initial jobless claims rose to 479 000 for a week, ended on July, 31, well above the consensus estimates of 455 000.

Initial jobless claims, weekly, thous.



ISCS Chain store sales rose 2.8% y/y in July from 3.0% in June, reflecting some weakness in consumer activity.

ISCS Chain store sales, chg, y/y.



Asian markets were up on Friday. Shanghai stock indices rose 1.3-1.4% and Hang Seng added 0.73%. Kospi and Australian S&P/ASX 200 Index closed flat while Nikkei slid 0.12%.

Market Data*		
CDS HY 5Y	537.46	+0.83%
ITX Crossover	403.15	+1.90%
CDS Japan 5Y	68.60	-0.51%
CDS EM 5Y	112.99	-0.10%
CDS Russia 5Y	158.10	-0.39%
US Tsys 10Y	3.19%	+0.23%
US Tsys 5Y	1.80%	+0.17%
Brazil 10Y	4.17%	+0.00%
UK 10Y	3.10%	+0.26%
Germany 10Y	2.47%	+0.28%
EUR/USD	1.3191	+0.27%
USD/JPY	86.16	+0.10%
EUR/GBP	0.8296	-0.13%
Oil Brent	81.89	-0.38%
Gold	1199.6	+0.31%
Copper	7399	-0.35%
Nickel	21809	+0.97%
S&P 500	1125.81	+0.48%
Topix	863.5	+2.19%
Shanghai Comp	2,658.56	+0.76%
DJ EURO Stoxx	2829.64	+0.16%
VIX	22.1	-0.11%

Most active stocks in Europe*		
UNILEVER NV-CVA	21.415	-1.15%
SYMRISE AG	19.21	-0.57%
CAP GEMINI	37.67	+1.13%
SOC GENERALE	45.56	+0.74%
CREDIT AGRICOLE	11.08	+0.64%
ING GROEP NV-CVA	7.83	+1.16%
ESSILOR INTL	48.72	+1.10%
SAINT GOBAIN	34.37	+1.45%
FUGRO NV-CVA	43.6	+1.56%
LAFARGE SA	41.615	+1.25%
GEA GROUP AG	18.25	-0.08%
DEUTSCHE POST-RG	14.105	+1.55%
HANNOVER RUE-REG	38.2	+0.00%
TOGNUM AG	16.3	+2.58%
CAP GEMINI	37.67	+1.13%

*As of 8:00 GMT, Bloomberg

Daily Market Report

European indices opened mixed on Thursday. Dow Jones Eurostoxx 600 was down 0.17% with Healthcare (0.4%) stocks as leaders and Telecommunications (-0.41%) as the laggards.

Ahead Today

Germany Industrial Production data (10:00) are to be released today in Europe.

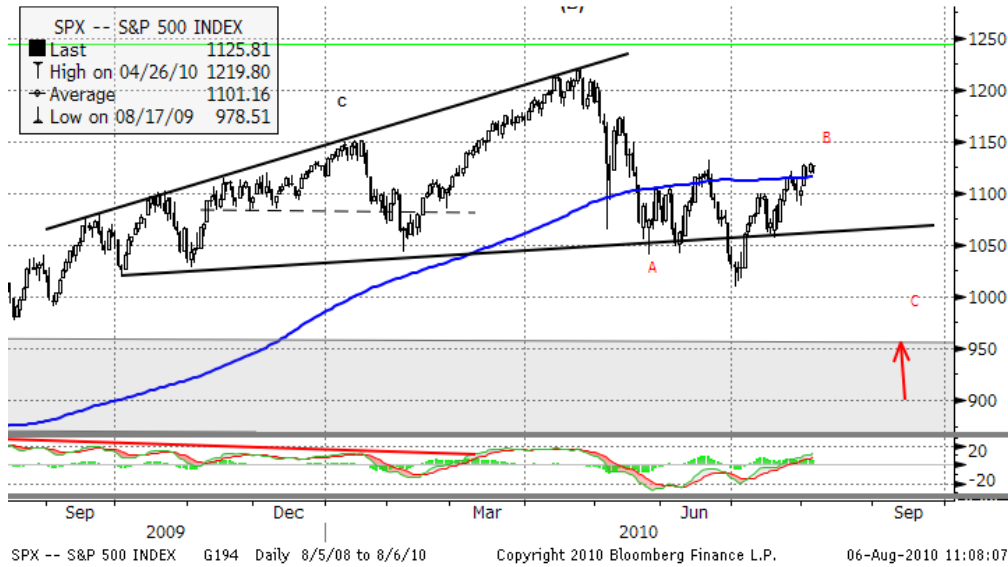
In the US, nonfarm payrolls, due at 12:30 Consumer Credit for June, due at 19:00 will be in focus.

DJIA Eurostoxx	Last	Change
SX3P	324.24	-0.40%
SX4P	480.57	+0.81%
SX6P	314.98	-0.05%
SX7P	229.26	+0.35%
SX86P	108.15	+0.73%
SX8P	196.6	+0.61%
SXAP	272.04	+0.93%
SXDP	365.5	+0.01%
SXEP	309.18	+0.88%
SXFP	242.1	+0.43%
SXIP	157.06	+0.76%
SXKP	265.23	+0.28%
SXMP	173.83	+0.02%
SXNP	289.08	+0.50%
SXOP	259.82	+0.63%
SXPP	519.92	+0.45%
SXQP	376.19	+0.37%
SXRP	263.59	+0.36%
SXTP	122.93	+0.75%
SXXP	262.4	+0.35%

S&P 500 Sub-index	Last	Change
CONS	253.6666	+0.24%
DISCRET		
CONS	278.964	-0.38%
ENERGY	420.8139	+0.09%
FINANCIALS	200.5205	-0.38%
HEALTH CARE	342.8398	-0.08%
INDUSTRIALS	269.0265	+0.10%
INFO TECH	360.0951	-0.42%
MATERIALS	197.5012	+0.34%
TELECOM SERV	112.4921	+0.25%
UTILITIES	156.8032	+0.05%

Technical view

S&P 500 Index, daily



The S&P 500 Index has formed a long-term head & shoulders pattern. A midterm target seems to be below 1000 at around 980 and 850 in 1-2 months.

However, short term “diamond” pattern may indicate that an upward correction is likely to reach 1150 level in the coming days. If the index holds above the 200-MA line, the likelihood of the bearish scenario will decrease significantly. On Friday the Index held above the midterm uptrend line.

Current support levels are at 1090, 1055, 1010, 980, 950, 870.

Resistance levels: 1130, 1150.

Dow Jones Stoxx 600 Europe Index, daily



The index has formed a head & shoulders pattern. Although it may consolidate at the current levels for 1-2 weeks, breaking the neck line at 240 will point 218, 210 levels as the final targets of the current downward leg.

However, the fact that 258 support level (midterm downtrend line) is held in the coming days confirms the probability of testing maximum levels of this year (275).

Important support levels: 250, 243, 238, 217.

Important resistance level – 272.

Daily Market Report

EURUSD, daily



EURUSD seems to be finishing the first impulse -5-wave leg of a correction to major move from December 2009 to June 2010. Although, the test of 1.35 is still likely, sharp move down may occur in the coming days with a support at 1.27.

Daily Market Report

US earnings season results

Sector	Reported	Total	Pos Surp	Neg Surp
All Securities	413	497	323	86
Oil & Gas	36	36	26	10
Basic Materials	26	26	17	8
Industrials	66	72	55	10
Consumer Goods	40	55	32	8
Health Care	42	46	32	9
Consumer Services	39	72	36	3
Telecommunications	9	10	7	2
Utilities	33	36	22	11
Financials	80	83	65	15
Technology	42	61	31	10

EU Earnings season results

Sector	Reported	Total	Pos Surp	Neg Surp
All Securities	235	308	122	96
Oil & Gas	20	25	10	10
Basic Materials	24	32	14	9
Industrials	45	55	21	22
Consumer Goods	26	31	14	10
Health Care	15	24	6	9
Consumer Services	16	26	11	4
Telecommunications	14	15	7	7
Utilities	14	17	5	7
Financials	46	67	24	13

Daily Market Report

Technology	15	16	10	5
------------	----	----	----	---

Macroeconomic calendar*					
Время, GMT	Страна	Данные	Период	Прогноз	Прошл.
08/02/2010 01:30	JN	Labor Cash Earnings YoY	JUN	--	-0.20%
08/02/2010 02:30	CH	HSBC Manufacturing PMI	JUL	--	50.4
08/02/2010 05:00	JN	Vehicle Sales (YoY)	JUL	--	20.60%
08/02/2010 07:55	GE	PMI Manufacturing	JUL F	--	61.2
08/02/2010 08:00	EC	PMI Manufacturing	JUL F	--	56.5
08/02/2010 08:30	UK	PMI Manufacturing	JUL	--	57.5
08/02/2010 14:00	US	ISM Manufacturing	JUL	--	56.2
08/02/2010 14:00	US	ISM Prices Paid	JUL	--	57
08/02/2010 14:00	US	Construction Spending MoM	JUN	--	-0.20%
08/02/2010 23:50	JN	Monetary Base (YoY)	JUL	--	3.60%
03-07 AUG	UK	Halifax House Prices sa (MoM)	JUL	--	-0.60%
03-07 AUG	UK	Halifax House Price 3Mths/Year	JUL	--	6.30%
08/03/2010 08:30	UK	PMI Construction	JUL	--	58.4
08/03/2010 09:00	EC	Euro-Zone PPI (MoM)	JUN	--	0.30%
08/03/2010 09:00	EC	Euro-Zone PPI (YoY)	JUN	--	3.10%
08/03/2010 12:30	US	Personal Income	JUN	0.30%	0.40%
08/03/2010 12:30	US	Personal Spending	JUN	0.20%	0.20%
08/03/2010 12:30	US	PCE Deflator (YoY)	JUN	--	1.90%
08/03/2010 12:30	US	PCE Core (MoM)	JUN	0.20%	0.20%
08/03/2010 12:30	US	PCE Core (YoY)	JUN	--	1.30%
08/03/2010 14:00	US	Factory Orders	JUN	--	-1.40%
08/03/2010 14:00	US	Pending Home Sales MoM	JUN	--	-30.00%
08/03/2010 14:00	US	Pending Home Sales YoY	JUN	--	-15.60%
08/03/2010 20:30	US	API U.S. Crude Oil Inventories	30-Jul	--	--
08/03/2010 20:30	US	API U.S. Gasoline Inventories	30-Jul	--	--
08/03/2010 20:30	US	API U.S. Distillate Inventory	30-Jul	--	--
08/03/2010 21:00	US	Domestic Vehicle Sales	JUL	--	8.57M
08/03/2010 21:00	US	Total Vehicle Sales	JUL	--	11.08M
08/04/2010 07:55	GE	PMI Services	JUL F	--	57.3
08/04/2010 08:00	EC	PMI Services	JUL F	--	56
08/04/2010 08:00	EC	PMI Composite	JUL F	--	56.7
08/04/2010 08:30	UK	PMI Services	JUL	--	54.4
08/04/2010 09:00	EC	Euro-Zone Retail Sales (YoY)	JUN	--	0.30%
08/04/2010 09:00	EC	Euro-Zone Retail Sales (MoM)	JUN	--	0.20%
08/04/2010 11:00	US	MBA Mortgage Applications	30-Jul	--	--
08/04/2010 11:30	US	Challenger Job Cuts YoY	JUL	--	-47.10%
08/04/2010 12:15	US	ADP Employment Change	JUL	--	13K
08/04/2010 14:00	US	ISM Non-Manf. Composite	JUL	--	53.8
08/04/2010 14:30	US	DOE U.S. Crude Oil Inventories	30-Jul	--	--

Daily Market Report

08/04/2010 14:30	US	DOE U.S. Gasoline Inventories	30-Jul	--	--
08/04/2010 14:30	US	DOE U.S. Distillate Inventory	30-Jul	--	--
08/04/2010 14:30	US	DOE U.S. Refinery Utilization	30-Jul	--	--
08/04/2010 14:30	US	DOE Cushing OK Crude Inventory	30-Jul	--	--
08/04/2010 14:30	US	DOE Crude Oil Implied Demand	30-Jul	--	--
08/04/2010 14:30	US	DOE Gasoline Implied Demand	30-Jul	--	--
08/04/2010 14:30	US	DOE Distillate Implied Demand	30-Jul	--	--
08/05/2010	UK	New Car Registrations (YoY)	JUL	--	10.80%
08/05/2010 10:00	GE	Factory Orders MoM (sa)	JUN	--	-0.50%
08/05/2010 10:00	GE	Factory Orders YoY (nsa)	JUN	--	24.80%
08/05/2010 11:00	UK	BOE Asset Purchase Target	AUG	--	200B
08/05/2010 11:00	UK	BOE ANNOUNCES RATES	5-Aug	0.50%	0.50%
08/05/2010 11:45	EC	ECB Announces Interest Rates	5-Aug	1.00%	1.00%
08/05/2010 12:30	US	Initial Jobless Claims	31-Jul	--	--
08/05/2010 12:30	US	Continuing Claims	24-Jul	--	--
08/05/2010 12:30	EC	Trichet Speaks at ECB Monthly News	5-Aug		
08/05/2010 12:30	EC	Trichet Speaks at ECB Monthly News	5-Aug		
08/05/2010 12:30	EC	Trichet Speaks at ECB Monthly News	5-Aug		
08/05/2010 14:30	US	EIA Natural Gas Storage Change	30-Jul	--	--
08/05/2010 14:30	US	ICSC Chain Store Sales YoY	JUL	--	3.00%
08/06/2010 05:00	JN	Leading Index CI	JUN P	--	98.6
08/06/2010 05:00	JN	Coincident Index CI	JUN P	--	101.2
08/06/2010 08:30	UK	Industrial Production (MoM)	JUN	--	0.70%
08/06/2010 08:30	UK	Industrial Production (YoY)	JUN	--	2.60%
08/06/2010 08:30	UK	Manufacturing Production (MoM)	JUN	--	0.30%
08/06/2010 08:30	UK	Manufacturing Production (YoY)	JUN	--	4.30%
08/06/2010 10:00	GE	Industrial Production MoM (sa)	JUN	--	2.60%
08/06/2010 10:00	GE	Industrial Prod. YoY (nsa wda)	JUN	--	12.40%
08/06/2010 12:30	US	Change in Private Payrolls	JUL	--	83K
08/06/2010 12:30	US	Change in Nonfarm Payrolls	JUL	--	-125K
08/06/2010 12:30	US	Unemployment Rate	JUL	--	9.50%
08/06/2010 12:30	US	Change in Manufact. Payrolls	JUL	--	9K
08/06/2010 17:00	US	Baker Hughes U.S. Rig Count	6-Aug	--	--
08/06/2010 19:00	US	Consumer Credit	JUN	--	-\$9.1B

Daily Market Report

Earnings Calendar – US*							
Company Name	Ticker	Date	Time	Period	Actual	Estimate	Surprise
Roper Industries Inc	ROP US	7/26/2010	11:00	Q2	0.74	0.741	-0.13%
FMC Technologies Inc	FTI US	7/26/2010	11:00	Q2	0.78	0.71	9.86%
Lorillard Inc	LO US	7/26/2010	11:30	Q2	1.73	1.608	7.59%
Legg Mason Inc	LM US	7/26/2010	20:00	Q1	0.3	0.313	-4.15%
Fluor Corp	FLR US	7/26/2010	20:05	Q2	0.87	0.705	23.40%
Plum Creek Timber Co Inc	PCL US	7/26/2010	20:07	Q2	0.21	0.153	37.25%
Masco Corp	MAS US	7/26/2010	21:00	Q2	0.16	0.134	19.40%
Range Resources Corp	RRC US	7/26/2010	22:45	Q2	0.09	0.104	-13.46%
Jacobs Engineering Group Inc	JEC US	7/27/2010	1:37	Q3	0.63	0.625	0.80%
Thermo Fisher Scientific Inc	TMO US	7/27/2010	10:00	Q2	0.84	0.842	-0.24%
El du Pont de Nemours & Co	DD US	7/27/2010	10:00	Q2	1.17	0.944	23.94%
Lexmark International Inc	LXK US	7/27/2010	11:00	Q2	1.23	0.934	31.69%
Regions Financial Corp	RF US	7/27/2010	11:00	Q2	-0.11	-0.206	46.60%
Office Depot Inc	ODP US	7/27/2010	11:00	Q2	-0.07	-0.167	58.08%
AmerisourceBergen Corp	ABC US	7/27/2010	11:00	Q3	0.52	0.491	5.91%
Tellabs Inc	TLAB US	7/27/2010	11:00	Q2	0.16	0.125	28%
NASDAQ OMX Group Inc/The	NDAQ	7/27/2010	11:02	Q2	0.52	0.487	6.78%
L-3 Communications Holdings Inc	LLL US	7/27/2010	11:07	Q2	2.04	1.932	5.59%
Invesco Ltd	IVZ US	7/27/2010	11:30	Q2	0.27	0.263	2.66%
Western Union Co/The	WU US	7/27/2010	11:30	Q2	0.36	0.321	12.15%
Cummins Inc	CMI US	7/27/2010	11:30	Q2	1.25	0.886	41.08%
Lockheed Martin Corp	LMT US	7/27/2010	11:30	Q2	1.96	1.782	9.99%
United States Steel Corp	X US	7/27/2010	11:31	Q2	0.44	0.66	-33.33%
Occidental Petroleum Corp	OXY US	7/27/2010	11:35	Q2	1.31	1.349	-2.89%
Valero Energy Corp	VLO US	7/27/2010	11:44	Q2	0.93	0.718	29.53%
SUPERVALU Inc	SVU US	7/27/2010	12:00	Q1	0.43	0.428	0.47%
PACCAR Inc	PCAR	7/27/2010	12:00	Q2	0.27	0.21	28.57%
Bemis Co Inc	BMS US	7/27/2010	12:00	Q2	0.58	0.556	4.32%
AK Steel Holding Corp	AKS US	7/27/2010	12:30	Q2	0.34	0.066	415.15%
Ecolab Inc	ECL US	7/27/2010	12:53	Q2	0.56	0.56	0%
Fiserv Inc	FISV US	7/27/2010	20:01	Q2	1	0.964	3.73%
Norfolk Southern Corp	NSC US	7/27/2010	20:01	Q2	1.04	0.986	5.48%
Nabors Industries Ltd	NBR US	7/27/2010	20:01	Q2	0.19	0.179	6.15%
Kimco Realty Corp	KIM US	7/27/2010	20:02	Q2	0.31	0.268	15.67%
Broadcom Corp	BRCM	7/27/2010	20:05	Q2	0.68	0.61	11.48%
ACE Ltd	ACE US	7/27/2010	20:05	Q2	2.01	1.838	9.36%
Aflac Inc	AFL US	7/27/2010	20:06	Q2	1.35	1.331	1.43%
Cephalon Inc	CEPH	7/27/2010	20:10	Q2	2.05	1.815	12.95%

Daily Market Report

International Game Technology	IGT US	7/27/2010	20:15	Q3	0.21	0.206	1.94%
CH Robinson Worldwide Inc	CHRW	7/27/2010	20:15	Q2	0.59	0.549	7.47%
Sealed Air Corp	SEE US	7/27/2010	21:01	Q2	0.35	0.366	-4.37%
CB Richard Ellis Group Inc	CBG US	7/27/2010	21:05	Q2	0.18	0.087	106.90%
Boston Properties Inc	BXP US	7/27/2010	21:32	Q2	1.12	0.995	12.56%
QEP Resources Inc	QEP US	7/27/2010	22:18	Q2	0.33	0.303	8.91%
Massey Energy Co	MEE US	7/27/2010	22:35	Q2	-0.02	0.296	-106.76%
Aetna Inc	AET US	7/28/2010	0:10	Q2	1.05	0.728	44.23%
Wyndham Worldwide Corp	WYN US	7/28/2010	10:00	Q2	0.51	0.4	27.50%
WellPoint Inc	WLP US	7/28/2010	10:00	Q2	1.67	1.559	7.12%
Newmont Mining Corp	NEM US	7/28/2010	10:00	Q2	0.77	0.866	-11.09%
Praxair Inc	PX US	7/28/2010	10:02	Q2	1.19	1.138	4.57%
Constellation Energy Group Inc	CEG US	7/28/2010	10:05	Q2	0.71	0.749	-5.21%
MeadWestvaco Corp	MWV	7/28/2010	10:50	Q2	0.35	0.327	7.03%
Rockwell Automation Inc	ROK US	7/28/2010	11:00	Q3	0.83	0.795	4.40%
Comcast Corp	CMCSA	7/28/2010	11:00	Q2	0.33	0.32	3.13%
Sprint Nextel Corp	S US	7/28/2010	11:00	Q2	-0.25	-0.179	-39.66%
Eastman Kodak Co	EK US	7/28/2010	11:00	Q2	-0.51	-0.322	-58.39%
CVS Caremark Corp	CVS US	7/28/2010	11:00	Q2	0.65	0.678	-4.13%
Waters Corp	WAT US	7/28/2010	11:00	Q2	0.93	0.898	3.56%
International Paper Co	IP US	7/28/2010	11:00	Q2	0.42	0.412	1.94%
Corning Inc	GLW US	7/28/2010	11:10	Q2	0.58	0.528	9.85%
Dominion Resources Inc/VA	D US	7/28/2010	11:30	Q2	0.72	0.671	7.30%
Boeing Co/The	BA US	7/28/2010	11:30	Q2	1.06	1.013	4.64%
Southern Co	SO US	7/28/2010	11:30	Q2	0.62	0.594	4.38%
Coca-Cola Enterprises Inc	CCE US	7/28/2010	11:30	Q2	0.79	0.69	14.49%
CMS Energy Corp	CMS US	7/28/2010	11:30	Q2	0.26	0.266	-2.26%
General Dynamics Corp	GD US	7/28/2010	11:30	Q2	1.68	1.609	4.41%
Hospira Inc	HSP US	7/28/2010	11:30	Q2	0.86	0.804	6.97%
Allegheny Technologies Inc	ATI US	7/28/2010	11:35	Q2	0.36	0.369	-2.44%
Hess Corp	HES US	7/28/2010	11:51	Q2	1.15	1.117	2.95%
ConocoPhillips	COP US	7/28/2010	12:30	Q2	1.67	1.562	6.91%
Avery Dennison Corp	AVY US	7/28/2010	12:30	Q2	0.94	0.656	43.29%
Torchmark Corp	TMK US	7/28/2010	20:00	Q2	1.58	1.517	4.15%
Varian Medical Systems Inc	VAR US	7/28/2010	20:00	Q3	0.74	0.644	14.91%
Express Scripts Inc	ESRX US	7/28/2010	20:01	Q2	0.6	0.589	1.87%
Akamai Technologies Inc	AKAM	7/28/2010	20:01	Q2	0.34	0.337	0.89%
LSI Corp	LSI US	7/28/2010	20:01	Q2	0.11	0.11	0%
Stericycle Inc	SRCL US	7/28/2010	20:02	Q2	0.62	0.598	3.68%
Cerner Corp	CERN	7/28/2010	20:02	Q2	0.69	0.67	2.99%
Ameriprise Financial Inc	AMP US	7/28/2010	20:03	Q2	1.1	0.766	43.60%
BMC Software Inc	BMC US	7/28/2010	20:05	Q1	0.62	0.647	-4.17%

Daily Market Report

Citrix Systems Inc	CTXS US	7/28/2010	20:05	Q2	0.41	0.431	-4.87%
Visa Inc	V US	7/28/2010	20:05	Q3	0.97	0.933	3.97%
Owens-Illinois Inc	OI US	7/28/2010	20:05	Q2	0.9	0.912	-1.32%
Lincoln National Corp	LNC US	7/28/2010	20:10	Q2	0.86	0.797	7.90%
Symantec Corp	SYMC	7/28/2010	20:11	Q1	0.35	0.352	-0.57%
Mylan Inc/PA	MYL US	7/28/2010	20:15	Q2	0.37	0.376	-1.60%
Equifax Inc	EFX US	7/28/2010	20:22	Q2	0.58	0.568	2.11%
Pioneer Natural Resources Co	PXD US	7/28/2010	20:30	Q2	0.43	0.432	-0.46%
Cincinnati Financial Corp	CINF US	7/28/2010	20:30	Q2	0.26	0.193	34.72%
FMC Corp	FMC US	7/28/2010	20:32	Q2	1.28	1.227	4.32%
Equity Residential	EQR US	7/28/2010	20:40	Q2	0.58	0.552	5.07%
Assurant Inc	AIZ US	7/28/2010	21:00	Q2	1.35	1.16	16.38%
Cliffs Natural Resources Inc	CLF US	7/28/2010	21:10	Q2	1.91	2.076	-8.00%
Flowserve Corp	FLS US	7/28/2010	21:19	Q2	1.62	1.653	-2.00%
Tesoro Corp	TSO US	7/28/2010	21:51	Q2	0.3	0.175	71.43%
Teradyne Inc	TER US	7/28/2010	22:30	Q2	0.69	0.477	44.65%
O'Reilly Automotive Inc	ORLY	7/28/2010	22:30	Q2	0.81	0.742	9.16%
Becton Dickinson and Co	BDX US	7/29/2010	9:15	Q3	1.29	1.244	3.70%
Helmerich & Payne Inc	HP US	7/29/2010	10:00	Q3	0.6	0.597	0.50%
Ball Corp	BLL US	7/29/2010	10:00	Q2	1.38	1.287	7.23%
Iron Mountain Inc	IRM US	7/29/2010	10:00	Q2	0.28	0.244	14.75%
RadioShack Corp	RSH US	7/29/2010	10:23	Q2	0.41	0.406	0.99%
Mead Johnson Nutrition Co	MJN US	7/29/2010	11:00	Q2	0.63	0.617	2.11%
Wisconsin Energy Corp	WEC US	7/29/2010	11:00	Q2	0.74	0.687	7.71%
Xcel Energy Inc	XEL US	7/29/2010	11:00	Q2	0.29	0.275	5.45%
CME Group Inc	CME US	7/29/2010	11:00	Q2	4.43	4.36	1.61%
Moody's Corp	MCO US	7/29/2010	11:00	Q2	0.49	0.438	11.87%
Motorola Inc	MOT US	7/29/2010	11:00	Q2	0.09	0.081	11.11%
Colgate-Palmolive Co	CL US	7/29/2010	11:00	Q2	1.17	1.167	0.26%
National Oilwell Varco Inc	NOV US	7/29/2010	11:00	Q2	0.97	0.93	4.30%
Interpublic Group of Cos Inc/The	IPG US	7/29/2010	11:00	Q2	0.17	0.098	73.47%
EQT Corp	EQT US	7/29/2010	11:00	Q2	0.22	0.248	-11.29%
Raytheon Co	RTN US	7/29/2010	11:00	Q2	1.27	1.194	6.37%
Avon Products Inc	AVP US	7/29/2010	11:03	Q2	0.48	0.441	8.84%
DENTSPLY International Inc	XRAY	7/29/2010	11:05	Q2	0.5	0.503	-0.60%
Consol Energy Inc	CNX US	7/29/2010	11:15	Q2	0.45	0.665	-32.33%
Life Technologies Corp	LIFE US	7/29/2010	11:30	Q2	0.91	0.869	4.72%
SCANA Corp	SCG US	7/29/2010	11:30	Q2	0.43	0.453	-5.08%
Waste Management Inc	WM US	7/29/2010	11:30	Q2	0.54	0.54	0%
Williams Cos Inc/The	WMB	7/29/2010	11:30	Q2	0.27	0.296	-8.78%
Celgene Corp	CELG US	7/29/2010	11:30	Q2	0.69	0.658	4.86%
Noble Energy Inc	NBL US	7/29/2010	11:30	Q2	1.07	0.752	42.29%

Daily Market Report

Automatic Data Processing Inc	ADP US	7/29/2010	11:31	Q4	0.42	0.424	-0.94%
Goodrich Corp	GR US	7/29/2010	11:33	Q2	1.24	1.068	16.10%
Ventas Inc	VTR US	7/29/2010	11:37	Q2	0.71	0.685	3.65%
Southwest Airlines Co	LUV US	7/29/2010	11:37	Q2	0.29	0.265	9.43%
Goodyear Tire & Rubber Co/The	GT US	7/29/2010	11:57	Q2	0.12	0.085	41.18%
Meredith Corp	MDP US	7/29/2010	12:00	Q4	0.7	0.665	5.26%
Northrop Grumman Corp	NOC US	7/29/2010	12:01	Q2	2.34	2.196	6.56%
Dr Pepper Snapple Group Inc	DPS US	7/29/2010	12:01	Q2	0.74	0.691	7.09%
Exxon Mobil Corp	XOM US	7/29/2010	12:03	Q2	1.6	1.449	10.42%
Kellogg Co	K US	7/29/2010	12:06	Q2	0.79	0.944	-16.31%
Franklin Resources Inc	BEN US	7/29/2010	13:00	Q3	1.58	1.498	5.47%
Expedia Inc	EXPE US	7/29/2010	20:00	Q2	0.44	0.418	5.26%
Wynn Resorts Ltd	WYNN	7/29/2010	20:02	Q2	0.52	0.417	24.70%
MEMC Electronic Materials Inc	WFR US	7/29/2010	20:03	Q2	0.02	0.086	-76.74%
MetLife Inc	MET US	7/29/2010	20:04	Q2	1.23	0.998	23.25%
Sunoco Inc	SUN US	7/29/2010	20:05	Q2	1.31	0.761	72.14%
Genworth Financial Inc	GNW	7/29/2010	20:05	Q2	0.24	0.281	-14.59%
First Solar Inc	FSLR US	7/29/2010	20:05	Q2	1.84	1.622	13.44%
McAfee Inc	MFE US	7/29/2010	20:05	Q2	0.63	0.597	5.53%
Amgen Inc	AMGN	7/29/2010	20:06	Q2	1.38	1.297	6.40%
Republic Services Inc	RSG US	7/29/2010	20:06	Q2	0.43	0.424	1.42%
Monster Worldwide Inc	MWW	7/29/2010	20:10	Q2	-1.00E-11	-0.049	100%
Pactiv Corp	PTV US	7/29/2010	20:15	Q2	0.56	0.549	2.00%
Dun & Bradstreet Corp	DNB US	7/29/2010	20:30	Q2	1.23	1.224	0.49%
KLA-Tencor Corp	KLAC US	7/29/2010	20:35	Q4	0.7	0.595	17.65%
Eastman Chemical Co	EMN US	7/29/2010	21:12	Q2	2.05	1.653	24.02%
DTE Energy Co	DTE US	7/29/2010		Q2	0.39	0.595	-34.45%
AON Corp	AON US	7/30/2010	10:30	Q2	0.81	0.749	8.14%
Newell Rubbermaid Inc	NWL US	7/30/2010	10:30	Q2	0.51	0.438	16.44%
Coventry Health Care Inc	CVH US	7/30/2010	10:45	Q2	1.01	0.574	75.96%
American Electric Power Co Inc	AEP US	7/30/2010	10:57	Q2	0.74	0.691	7.09%
ITT Corp	ITT US	7/30/2010	10:59	Q2	1.14	1.073	6.24%
Merck & Co Inc	MRK US	7/30/2010	11:00	Q2	0.86	0.825	4.24%
Simon Property Group Inc	SPG US	7/30/2010	11:00	Q2	1.38	1.337	3.22%
Apartment Investment &	AIV US	7/30/2010	11:00	Q2	0.41	0.327	25.38%
McKesson Corp	MCK US	7/30/2010	11:30	Q1	1.1	1.068	3.00%
Fortune Brands Inc	FO US	7/30/2010	11:33	Q2	0.98	0.755	29.80%
Chevron Corp	CVX US	7/30/2010	12:30	Q2	2.7	2.461	9.71%
Weyerhaeuser Co	WY US	7/30/2010	12:30	Q2	0.2	0.128	56.25%
Public Service Enterprise Group	PEG US	7/30/2010	12:45	Q2	0.65	0.642	1.25%
Humana Inc	HUM	8/2/2010	10:00	Q2	2.55	1.677	52.06%
Loews Corp	L US	8/2/2010	10:00	Q2	0.87	0.745	16.78%

Daily Market Report

NRG Energy Inc	NRG US	8/2/2010	10:35	Q2	0.81	0.431	87.94%
Allergan Inc/United States	AGN US	8/2/2010	13:00	Q2	0.85	0.806	5.46%
Expeditors International of	EXPD	8/2/2010	13:00	Q2	0.42	0.359	16.99%
Principal Financial Group Inc	PFG US	8/2/2010	20:00	Q2	0.63	0.66	-4.55%
DaVita Inc	DVA US	8/2/2010	20:00	Q2	1.06	1.065	-0.47%
VeriSign Inc	VRSN	8/2/2010	20:05	Q2	0.24	0.243	-1.23%
Vulcan Materials Co	VMC US	8/2/2010	22:39	Q2	0.02	0.245	-91.84%
NYSE Euronext	NYX US	8/3/2010	6:30	Q2	0.64	0.594	7.74%
Baker Hughes Inc	BHI US	8/3/2010	8:00	Q2	0.41	0.433	-5.31%
Cognizant Technology Solutions	CTSH	8/3/2010	10:00	Q2	0.59	0.537	9.87%
Nicor Inc	GAS US	8/3/2010	10:00	Q2	0.53	0.44	20.45%
NiSource Inc	NI US	8/3/2010	10:30	Q2	0.13	0.094	38.30%
Dow Chemical Co/The	DOW	8/3/2010	10:33	Q2	0.54	0.566	-4.59%
Emerson Electric Co	EMR US	8/3/2010	10:45	Q3	0.78	0.676	15.38%
Procter & Gamble Co/The	PG US	8/3/2010	10:55	Q4	0.71	0.734	-3.27%
DR Horton Inc	DHI US	8/3/2010	11:00	Q3	0.16	0.158	1.27%
Coach Inc	COH US	8/3/2010	11:00	Q4	0.64	0.561	14.08%
Marsh & McLennan Cos Inc	MMC	8/3/2010	11:00	Q2	0.46	0.443	3.84%
Archer-Daniels-Midland Co	ADM US	8/3/2010	11:00	Q4	0.76	0.529	43.67%
Pfizer Inc	PFE US	8/3/2010	11:00	Q2	0.62	0.522	18.77%
Smith International Inc	SII US	8/3/2010	11:00	Q2	0.29	0.242	19.83%
American Tower Corp	AMT US	8/3/2010	11:00	Q2	0.25	0.192	30.21%
Discovery Communications Inc	DISCA	8/3/2010	11:01	Q2	0.49	0.429	14.22%
Duke Energy Corp	DUK US	8/3/2010	11:01	Q2	0.34	0.282	20.57%
Dean Foods Co	DF US	8/3/2010	11:01	Q2	0.29	0.246	17.89%
Entergy Corp	ETR US	8/3/2010	11:01	Q2	1.71	1.551	10.25%
Tenet Healthcare Corp	THC US	8/3/2010	11:30	Q2	0.07	0.06	16.67%
Molson Coors Brewing Co	TAP US	8/3/2010	11:30	Q2	1.25	1.199	4.25%
Parker Hannifin Corp	PH US	8/3/2010	11:35	Q4	1.35	1.092	23.63%
Mastercard Inc	MA US	8/3/2010	11:58	Q2	3.49	3.338	4.55%
HCP Inc	HCP US	8/3/2010	12:00	Q2	0.55	0.541	1.66%
Rowan Cos Inc	RDC US	8/3/2010	12:01	Q2	0.79	0.675	17.04%
Pinnacle West Capital Corp	PNW US	8/3/2010	12:02	Q2	0.83	0.843	-1.54%
Clorox Co	CLX US	8/3/2010	12:30	Q4	1.2	1.202	-0.17%
FirstEnergy Corp	FE US	8/3/2010	12:30	Q2	0.82	0.778	5.40%
Vornado Realty Trust	VNO US	8/3/2010	12:39	Q2	1.11	1.064	4.32%
Marathon Oil Corp	MRO US	8/3/2010	12:47	Q2	1.11	0.8	38.75%
Sempra Energy	SRE US	8/3/2010	13:00	Q2	0.89	0.82	8.54%
CBS Corp	CBS US	8/3/2010	20:00	Q2	0.25	0.213	17.37%
Unum Group	UNM	8/3/2010	20:00	Q2	0.69	0.676	2.07%
priceline.com Inc	PCLN	8/3/2010	20:01	Q2	3.09	2.647	16.74%
Pitney Bowes Inc	PBI US	8/3/2010	20:01	Q2	0.48	0.57	-15.79%

Daily Market Report

XL Group Plc	XL US	8/3/2010	20:01	Q2	0.71	0.64	10.94%
Harris Corp	HRS US	8/3/2010	20:03	Q4	1.24	1.232	0.65%
Whole Foods Market Inc	WFMI	8/3/2010	20:05	Q3	0.39	0.372	4.84%
Electronic Arts Inc	ERTS US	8/3/2010	20:05	Q1	-0.24	-0.352	31.82%
Chesapeake Energy Corp	CHK US	8/3/2010	20:05	Q2	0.75	0.693	8.23%
Anadarko Petroleum Corp	APC US	8/3/2010	20:10	Q2	0.49	0.365	34.25%
Oneok Inc	OKE US	8/3/2010	20:10	Q2	0.39	0.326	19.63%
Molex Inc	MOLX	8/3/2010	20:11	Q4	0.39	0.38	2.63%
Northeast Utilities	NU US	8/3/2010	20:15	Q2	0.41	0.438	-6.39%
AvalonBay Communities Inc	AVB US	8/3/2010	21:10	Q2	1.04	1.003	3.69%
Titanium Metals Corp	TIE US	8/3/2010	21:15	Q2	0.11	0.101	8.91%
Quanta Services Inc	PWR US	8/4/2010	10:00	Q2	0.22	0.186	18.28%
RR Donnelley & Sons Co	RRD US	8/4/2010	10:30	Q2	0.47	0.358	31.28%
Spectra Energy Corp	SE US	8/4/2010	10:30	Q2	0.27	0.294	-8.16%
Frontier Communications Corp	FTR US	8/4/2010	11:00	Q2	0.19	0.145	31.03%
Pulte Group Inc	PHM US	8/4/2010	11:00	Q2	0.2	-0.015	1433.33%
Qwest Communications	Q US	8/4/2010	11:00	Q2	0.1	0.092	8.70%
Time Warner Inc	TWX US	8/4/2010	11:00	Q2	0.5	0.456	9.65%
Cameron International Corp	CAM US	8/4/2010	11:15	Q2	0.58	0.545	6.42%
El Paso Corp	EP US	8/4/2010	11:30	Q2	0.22	0.205	7.32%
IntercontinentalExchange Inc	ICE US	8/4/2010	11:30	Q2	1.51	1.415	6.71%
CenterPoint Energy Inc	CNP US	8/4/2010	12:00	Q2	0.2	0.223	-10.31%
Polo Ralph Lauren Corp	RL US	8/4/2010	12:01	Q1	1.21	0.9	34.44%
Allegheny Energy Inc	AYE US	8/4/2010	12:30	Q2	0.57	0.377	51.19%
Devon Energy Corp	DVN US	8/4/2010	12:30	Q2	1.53	1.406	8.82%
CenturyLink Inc	CTL US	8/4/2010	12:31	Q2	0.88	0.848	3.77%
PG&E Corp	PCG US	8/4/2010	13:02	Q2	0.91	0.896	1.56%
News Corp	NWSA	8/4/2010	20:00	Q4	0.38	0.199	90.95%
Allstate Corp/The	ALL US	8/4/2010	20:05	Q2	0.81	0.685	18.25%
Prudential Financial Inc	PRU US	8/4/2010	20:06	Q2	1.51	1.312	15.09%
Hartford Financial Services Group	HIG US	8/4/2010	20:15	Q2	0.92	0.713	29.03%
Health Care REIT Inc	HCN US	8/4/2010	21:02	Q2	0.8	0.794	0.76%
Murphy Oil Corp	MUR US	8/4/2010	21:15	Q2	1.41	1.205	17.01%
Integrus Energy Group Inc	TEG US	8/4/2010	23:30	Q2	0.47	0.423	11.11%
International Flavors &	IFF US	8/5/2010	Bef-	Q2		0.81	
Consolidated Edison Inc	ED US	8/5/2010	Bef-	Q2		0.505	
Ameren Corp	AEE US	8/5/2010	Bef-	Q2		0.495	
PPL Corp	PPL US	8/5/2010	Bef-	Q2		0.664	
Windstream Corp	WIN US	8/5/2010	Bef-	Q2		0.201	
Teradata Corp	TDC US	8/5/2010	Bef-	Q2		0.407	
Time Warner Cable Inc	TWC US	8/5/2010	Bef-	Q2		0.928	
DIRECTV	DTV US	8/5/2010	Bef-	Q2		0.599	

Daily Market Report

Watson Pharmaceuticals Inc	WPI US	8/5/2010	Bef-	Q2	0.809	
MetroPCS Communications Inc	PCS US	8/5/2010	10:00	Q2	0.13	
CIGNA Corp	CI US	8/5/2010	10:30	Q2	1.004	
Cardinal Health Inc	CAH US	8/5/2010	11:00	Q4	0.489	
Viacom Inc	VIA/B	8/5/2010	11:00	Q3	0.662	
TECO Energy Inc	TE US	8/5/2010	11:00	Q2	0.338	
Edison International	EIX US	8/5/2010	12:30	Q2	0.682	
Denbury Resources Inc	DNR US	8/5/2010	12:30	Q2	0.146	
Kraft Foods Inc	KFT US	8/5/2010	20:00	Q2	0.519	
Harman International Industries	HAR US	8/5/2010	20:10	Q4	0.32	
Southwestern Energy Co	SWN US	8/5/2010	Aft-mkt	Q2	0.361	
Microchip Technology Inc	MCHP	8/5/2010	Aft-mkt	Q1	0.526	
CF Industries Holdings Inc	CF US	8/5/2010	Aft-mkt	Q2	2.971	
PerkinElmer Inc	PKI US	8/5/2010	Aft-mkt	Q2	0.332	
Public Storage	PSA US	8/5/2010		Q2	1.241	
American International Group Inc	AIG US	8/6/2010	Bef-	Q2	0.985	
Progress Energy Inc	PGN US	8/6/2010	Bef-	Q2	0.621	
EOG Resources Inc	EOG US	8/6/2010	Bef-	Q2	0.26	
Pepco Holdings Inc	POM US	8/6/2010	Bef-	Q2	0.2	
Leucadia National Corp	LUK US	8/6/2010		Q2		
Berkshire Hathaway Inc	BRK/A	8/6/2010		Q2	1413.69	
Washington Post Co/The	WPO US	8/6/2010		Q2		
AES Corp/The	AES US	8/6/2010		Q2	0.214	

Earnings calendar, Europe*

Company Name	Ticker	Date	Time	Period	Actual	Estimate	Surprise
Pearson PLC	PSO LN	7/26/2010	6:00	S1 2010	0.166	0.09	84.44%
Reckitt Benckiser Group PLC	RB/ LN	7/26/2010	6:01	S1 2010	1.007	0.982	2.55%
Terna Rete Elettrica Nazionale	TRN IM	7/26/2010	8:58	S1 2010	0.117	0.11	6.36%
Luxottica Group SpA	LUX IM	7/26/2010	15:42	S1 2010	0.535	0.557	-3.95%
ICADE	ICAD FP	7/26/2010	17:51	S1 2010	17.887		
Banco Espirito Santo SA	BES PL	7/26/2010		S1 2010	0.226		
SAP AG	SAP GR	7/27/2010	Bef-	Q2 2010	0.414	0.463	-10.58%
Deutsche Bank AG	DBK GR	7/27/2010	Bef-	Q2 2010	1.816	1.478	22.87%
UBS AG	UBSN VX	7/27/2010	4:45	Q2 2010	0.529	0.275	92.36%
Norsk Hydro ASA	NHY NO	7/27/2010	5:30	Q2 2010	0.395	0.457	-13.57%
Koninklijke KPN NV	KPN NA	7/27/2010	5:30	S1 2010	0.575	0.57	0.88%
BP PLC	BP/ LN	7/27/2010	6:00	Q2 2010	0.22	0.249	-11.65%
Daily Mail & General Trust PLC	DMGT LN	7/27/2010	6:00	Q3 2010			

Daily Market Report

ARM Holdings PLC	ARM LN	7/27/2010	6:00	S1 2010	0.044	0.039	12.82%
Croda International PLC	CRDA LN	7/27/2010	6:00	S1 2010	0.469	0.396	18.43%
Misys PLC	MSY LN	7/27/2010	6:00	Y 2010	0.131	0.116	12.93%
Verbund AG	VER AV	7/27/2010	6:00	Q2 2010	0.293	0.333	-12.01%
Provident Financial PLC	PFG LN	7/27/2010	6:00	S1 2010	0.296	0.299	-1.00%
Snam Rete Gas SpA	SRG IM	7/27/2010	10:54	S1 2010	0.149	0.138	7.97%
Saipem SpA	SPM IM	7/27/2010	11:28	S1 2010	0.861	0.86	0.12%
Air France-KLM	AF FP	7/27/2010	15:46	Q1 2011	2.5	-0.001	250100%
LVMH Moet Hennessy Louis	MC FP	7/27/2010	15:49	S1 2010	2.143	1.972	8.67%
Valeo SA	FR FP	7/27/2010	Aft-	S1 2010	2.148		
Christian Dior SA	CDI FP	7/27/2010	18:45	S1 2010	2.322	2.1	10.57%
Daimler AG	DAI GR	7/27/2010		Q2 2010	1.18	1.077	9.56%
Banco Popular Espanol SA	POP SM	7/27/2010		S1 2010	0.266		
Gas Natural SDG SA	GAS SM	7/27/2010		S1 2010	0.924	0.927	-0.32%
MTU Aero Engines Holding AG	MTX GR	7/27/2010		Q2 2010	0.572	0.792	-27.78%
Fonciere Des Regions	FDR FP	7/27/2010		S1 2010	1.994	3.12	-36.09%
Danone	BN FP	7/27/2010		S1 2010	1.327	1.352	-1.85%
Deutsche Boerse AG	DB1 GR	7/27/2010		Q2 2010	1.196	0.913	31.00%
Acerinox SA	ACX SM	7/27/2010		S1 2010	0.323	0.335	-3.58%
Metropole Television SA	MMT FP	7/27/2010		S1 2010	0.654	0.626	4.47%
Klepierre	LI FP	7/27/2010		S1 2010	0.34	0.995	-65.83%
Informa PLC	INF LN	7/27/2010		S1 2010	0.167	0.154	8.44%
ArcelorMittal	MT NA	7/28/2010	Bef-	Q2 2010	1.083	0.783	38.31%
Peugeot SA	UG FP	7/28/2010	Bef-	S1 2010	3.228	1.919	68.21%
Atos Origin SA	ATO FP	7/28/2010	4:59	S1 2010	1.406	1.074	30.91%
Safran SA	SAF FP	7/28/2010	5:09	S1 2010	0.558	0.513	8.77%
PagesJaunes Groupe	PAJ FP	7/28/2010	5:15	S1 2010	0.438	0.417	5.04%
Infineon Technologies AG	IFX GR	7/28/2010	5:30	Q3 2010	0.115	0.095	21.05%
Nexans SA	NEX FP	7/28/2010	5:30	S1 2010	0.966	0.94	2.77%
Gecina SA	GFC FP	7/28/2010	6:00	S1 2010	3.299	3.07	7.46%
Centrica PLC	CNA LN	7/28/2010	6:00	S1 2010	0.172	0.149	15.44%
Assa Abloy AB	ASSAB SS	7/28/2010	6:00	Q2 2010	2.785	2.579	7.99%
Wolters Kluwer NV	WKL NA	7/28/2010	6:00	S1 2010	0.656	0.623	5.30%
Yell Group PLC	YELL LN	7/28/2010	6:00	Q1 2011	0.014	0.012	16.67%
BG Group PLC	BG/ LN	7/28/2010	6:01	S1 2010	0.392404		
British American Tobacco PLC	BATS LN	7/28/2010	6:01	S1 2010	0.802	0.844	-4.98%
Rexam PLC	REX LN	7/28/2010	6:01	S1 2010	0.159	0.135	17.78%
Jerónimo Martins SGPS SA	JMT PL	7/28/2010	6:15	S1 2010	0.163	0.16	1.88%
ENI SpA	ENI IM	7/28/2010	10:21	S1 2010	0.952	0.92	3.48%
Finmeccanica SpA	FNC IM	7/28/2010	15:50	S1 2010	0.295	0.374	-21.12%
Vallourec SA	VK FP	7/28/2010	15:52	Q2 2010	0.54	0.975	-44.62%
Gestevisión Telecinco SA	TL5 SM	7/28/2010		S1 2010	0.491	0.483	1.66%

Daily Market Report

Ebro Foods SA	EBRO SM	7/28/2010		S1 2010	0.267	0.5	-46.60%
Thales SA	HO FP	7/28/2010		S1 2010	0.691	0.663	4.22%
Endesa SA	ELE SM	7/28/2010		S1 2010	1.918	1.73	10.87%
Banco Bilbao Vizcaya Argentaria	BBVA SM	7/28/2010		S1 2010	0.674		
Wincor Nixdorf AG	WIN GR	7/28/2010		Q3 2010	0.628	0.716	-12.29%
Brisa Auto-Estradas de Portugal	BRI PL	7/28/2010		S1 2010	0.076	0.1	-24%
Banco Comercial Portugues SA	BCP PL	7/28/2010		S1 2010	0.035		
EDP Renovaveis SA	EDPR PL	7/28/2010		S1 2010	0.047	0.064	-26.56%
Logitech International SA	LOGN VX	7/29/2010	2:00	Q1 2011	0.111	0.038	192.11%
ACS Actividades de Construcccion	ACS SM	7/29/2010	Bef-	S1 2010	1.631	1.5	8.73%
Clariant AG	CLN VX	7/29/2010	5:00	Q2 2010	0.112	0.394	-71.57%
Nutreco NV	NUO NA	7/29/2010	5:00	S1 2010	1.128	0.988	14.17%
Dassault Systemes SA	DSY FP	7/29/2010	5:00	S1 2010	0.73	0.94	-22.34%
Synthes Inc	SYST VX	7/29/2010	5:00	S1 2010	3.578	3.671	-2.53%
Eramet	ERA FP	7/29/2010	5:01	S1 2010	6.638		
SCOR SE	SCR FP	7/29/2010	5:16	S1 2010	0.844	0.743	13.59%
Statoil ASA	STL NO	7/29/2010	5:30	Q2 2010	3.243	3.592	-9.72%
BASF SE	BAS GR	7/29/2010	5:30	Q2 2010	1.288	1.258	2.38%
Aixtron AG	AIXA GR	7/29/2010	5:30	Q2 2010	0.42	0.401	4.74%
Sanofi-Aventis SA	SAN FP	7/29/2010	5:30	Q2 2010	1.9	1.769	7.41%
Randstad Holding NV	RAND NA	7/29/2010	5:30	S1 2010	0.44		
Cap Gemini SA	CAP FP	7/29/2010	5:30	S1 2010	0.654	0.75	-12.80%
Kemira OYJ	KRA1V FH	7/29/2010	5:30	Q2 2010	0.149	0.158	-5.70%
Bayer AG	BAYN GR	7/29/2010	5:30	Q2 2010	0.635	1.216	-47.78%
France Telecom SA	FTE FP	7/29/2010	5:31	S1 2010	0.849	0.826	2.78%
Publicis Groupe SA	PUB FP	7/29/2010	5:33	S1 2010	0.929	0.921	0.87%
Legrand SA	LR FP	7/29/2010	5:35	S1 2010	0.755	0.74	2.03%
Solvay SA	SOLB BB	7/29/2010	5:36	S1 2010	22.723		
Coca Cola Hellenic Bottling Co SA	EEEE GA	7/29/2010	5:42	Q2 2010	0.468	0.521	-10.17%
BT Group PLC	BT/A LN	7/29/2010	6:00	Q1 2011	0.044	0.04	10%
Royal Dutch Shell PLC	RDSA LN	7/29/2010	6:00	S1 2010	1.684		
Travis Perkins PLC	TPK LN	7/29/2010	6:00	S1 2010	0.396	0.338	17.16%
Neste Oil OYJ	NES1V FH	7/29/2010	6:00	Q2 2010	0.066	0.044	50%
British Sky Broadcasting Group	BSY LN	7/29/2010	6:00	Y 2010	0.311	0.304	2.30%
BAE Systems PLC	BA/ LN	7/29/2010	6:00	S1 2010	0.22	0.173	27.17%
Deutsche Lufthansa AG	LHA GR	7/29/2010	6:00	Q2 2010	0.42	0.343	22.45%
Petroleum Geo-Services ASA	PGS NO	7/29/2010	6:00	Q2 2010	-0.113	0.022	-613.64%
Reed Elsevier PLC	REL LN	7/29/2010	6:00	S1 2010	0.213	0.195	9.23%
Inchcape PLC	INCH LN	7/29/2010	6:00	S1 2010	0.172	0.151	13.91%
Rolls-Royce Group PLC	RR/ LN	7/29/2010	6:01	S1 2010	0.187	0.188	-0.53%
Banco Santander SA	SAN SM	7/29/2010	6:30	Q2 2010	0.244	0.264	-7.58%
Casino Guichard Perrachon SA	CO FP	7/29/2010	6:55	S1 2010	1.568	1.78	-11.91%

Daily Market Report

Repsol YPF SA	REP SM	7/29/2010	7:00	S1 2010	0.844		
Metso OYJ	MEO1V FH	7/29/2010	9:00	Q2 2010	0.415	0.375	10.67%
Azimut Holding SpA	AZM IM	7/29/2010	11:51	S1 2010	0.317		
Pirelli & C SpA	PC IM	7/29/2010	12:30	S1 2010	-0.33		
Parmalat SpA	PLT IM	7/29/2010	14:16	S1 2010	0.085		
Enel SpA	ENEL IM	7/29/2010	15:14	S1 2010	0.258	0.225	14.67%
Mediaset SpA	MS IM	7/29/2010	15:45	S1 2010	0.205	0.205	-1.35E-
Reed Elsevier NV	REN NA	7/29/2010		S1 2010	0.377	0.327	15.29%
Temenos Group AG	TEMN SW	7/29/2010		Q2 2010	0.23	0.271	-15.13%
Merck KGAA	MRK GR	7/29/2010		Q2 2010	1.52	1.359	11.85%
Puma AG Rudolf Dassler Sport	PUM GR	7/29/2010		Q2 2010	2.971	3.107	-4.38%
Gamesa Corp Tecnologica SA	GAM SM	7/29/2010		S1 2010	0.068955	0.073	-5.54%
Ferrovial SA	FER SM	7/29/2010		S1 2010	0.124	0.325	-61.85%
Volkswagen AG	VOW GR	7/29/2010		Q2 2010	2.69	1.716	56.76%
Telefonica SA	TEF SM	7/29/2010		S1 2010	0.81	0.803	0.87%
Fomento de Construcciones y	FCC SM	7/29/2010		S1 2010	0.703	0.865	-18.73%
Siemens AG	SIE GR	7/29/2010		Q3 2010	1.62	1.36	19.12%
Continental AG	CON GR	7/29/2010		Q2 2010	1.307	1.426	-8.35%
Software AG	SOW GR	7/29/2010		Q2 2010	1.317	1.224	7.60%
Indra Sistemas SA	IDR SM	7/29/2010		S1 2010	0.617	0.65	-5.08%
Grifols SA	GRF SM	7/29/2010		S1 2010	0.357	0.34	5%
MAN SE	MAN GR	7/29/2010		Q2 2010	1.159	1.116	3.85%
Abertis Infraestructuras SA	ABE SM	7/29/2010		S1 2010	0.471	0.47	0.21%
EDP - Energias de Portugal SA	EDP PL	7/29/2010		S1 2010	0.153	0.14	9.29%
AstraZeneca PLC	AZN LN	7/29/2010		S1 2010	3.819	3.593	6.29%
Renault SA	RNO FP	7/30/2010	Bef-	S1 2010	2.702	1.49	81.34%
Galp Energia SGPS SA	GALP PL	7/30/2010	Bef-	S1 2010	0.197		
Imerys SA	NK FP	7/30/2010	4:22	Q2 2010	1.098		
European Aeronautic Defence	EAD FP	7/30/2010	5:00	Q2 2010	0.1	0.103	-2.91%
PPR	PP FP	7/30/2010	5:01	S1 2010	3.182	2.75	15.71%
Alcatel-Lucent/France	ALU FP	7/30/2010	5:04	Q2 2010	-0.061	-0.034	-79.41%
Wacker Chemie AG	WCH GR	7/30/2010	5:15	Q2 2010	2.707	2.344	15.49%
Belgacom SA	BELG BB	7/30/2010	5:15	S1 2010	2.621		
EDF SA	EDF FP	7/30/2010	5:19	S1 2010	1.439	1.392	3.38%
Schneider Electric SA	SU FP	7/30/2010	5:30	S1 2010	2.86	2.282	25.33%
GEA Group AG	G1A GR	7/30/2010	5:30	Q2 2010	0.212	0.213	-0.47%
Cie Generale de Geophysique-	GA FP	7/30/2010	5:30	S1 2010	-0.00264		
Rhodia SA	RHA FP	7/30/2010	5:30	S1 2010	1.13		
CNP Assurances	CNP FP	7/30/2010	5:30	S1 2010	0.8885	0.86	3.31%
Lafarge SA	LG FP	7/30/2010	5:40	S1 2010	0.813	0.93	-12.58%
Eutelsat Communications	ETL FP	7/30/2010	5:40	Y 2010	1.224	1.271	-3.70%
Anglo American PLC	AAL LN	7/30/2010	6:00	S1 2010	1.83	1.86	-1.61%

Daily Market Report

Rentokil Initial PLC	RTO LN	7/30/2010	6:00	S1 2010	0.023		
Cie de St-Gobain	SGO FP	7/30/2010	6:00	S1 2010	0.983	1.185	-17.05%
British Airways PLC	BAY LN	7/30/2010	6:00	Q1 2011	-0.109	-0.133	18.05%
Jardine Lloyd Thompson Group	JLT LN	7/30/2010	6:00	S1 2010	0.237	0.229	3.49%
Charter International PLC	CHTR LN	7/30/2010	6:00	S1 2010	0.328	0.285	15.09%
SES SA	SESG FP	7/30/2010	6:00	S1 2010	0.588	0.59	-0.34%
United Business Media Ltd	UBM LN	7/30/2010	6:00	S1 2010	0.249	0.226	10.18%
Cie Generale des Etablissements	ML FP	7/30/2010	6:00	S1 2010	3.416	2.696	26.71%
Vedanta Resources PLC	VED LN	7/30/2010	6:06	Q1 2011			
Total SA	FP FP	7/30/2010	6:10	Q2 2010	1.316	1.178	11.71%
JC Decaux SA	DEC FP	7/30/2010	7:31	S1 2010	0.294	0.266	10.53%
Criteria Caixacorp SA	CRI SM	7/30/2010	9:00	S1 2010	0.36		
HeidelbergCement AG	HEI GR	7/30/2010		Q2 2010	0.677	1.162	-41.74%
Zardoya Otis SA	ZOT SM	7/30/2010		S1 2010	0.3		
Pargesa Holding SA	PARG SW	7/30/2010		S1 2010	2.7		
DSV A/S	DSV DC	7/30/2010		S1 2010	2.694		
Groupe Bruxelles Lambert SA	GBLB BB	7/30/2010		S1 2010	1.91	1.88	1.60%
Red Electrica Corp SA	REE SM	7/30/2010		S1 2010	1.44	1.425	1.05%
Bekaert SA	BEKB BB	7/30/2010		S1 2010	9.148	5.965	53.36%
Bolsas y Mercados Espanoles SA	BME SM	7/30/2010		S1 2010	1.01	0.86	17.44%
Erste Group Bank AG	EBS AV	7/30/2010		Q2 2010	0.48	0.538	-10.78%
Sika AG	SIK SW	7/30/2010		S1 2010	33.489	53.78	-37.73%
Banco de Valencia SA	BVA SM	7/30/2010		S1 2010	0.097		
Acciona SA	ANA SM	7/30/2010		S1 2010	1.227	1.02	20.29%
TNT NV	TNT NA	8/2/2010	Bef-	S1 2010	0.629		
BNP Paribas	BNP FP	8/2/2010	5:00	Q2 2010	1.776	1.234	43.92%
UCB SA	UCB BB	8/2/2010	5:12	S1 2010	0.839	0.914	-8.21%
Metro AG	MEO GR	8/2/2010	5:15	Q2 2010	0.3	0.375	-20%
Air Liquide SA	AI FP	8/2/2010	5:30	S1 2010	2.4	2.383	0.71%
Intertek Group PLC	ITRK LN	8/2/2010	6:00	S1 2010	0.413	0.386	6.99%
Hammerson PLC	HMSO LN	8/2/2010	6:00	S1 2010	0.097	0.097	0%
Ultra Electronics Holdings PLC	ULE LN	8/2/2010	6:00	S1 2010	0.5	0.46	8.70%
HSBC Holdings PLC	HSBA LN	8/2/2010	8:15	S1 2010	0.354	0.348	1.72%
Banca Carige SpA	CRG IM	8/2/2010	16:40	S1 2010	0.039		
Cofinimmo	COFB BB	8/2/2010		S1 2010	3.774	4.47	-15.57%
Telenet Group Holding NV	TNET BB	8/2/2010		S1 2010	0.195		
Linde AG	LIN GR	8/2/2010		Q2 2010	1.462	1.446	1.11%
Fresenius Medical Care AG & Co	FME GR	8/3/2010	5:00	Q2 2010	0.828	0.799	3.63%
Arkema SA	AKE FP	8/3/2010	5:00	S1 2010	2.669	1.53	74.44%
Koninklijke DSM NV	DSM NA	8/3/2010	5:15	S1 2010	1.677	1.225	36.90%
Xstrata PLC	XTA LN	8/3/2010	6:00	S1 2010	0.785	0.818	-4.03%
Rotork PLC	ROR LN	8/3/2010	6:00	S1 2010	0.395	0.36	9.72%

Daily Market Report

Weir Group PLC/The	WEIR LN	8/3/2010	6:00	S1 2010	0.463	0.462	0.22%
Fresnillo PLC	FRES LN	8/3/2010	6:00	S1 2010	0.291	0.305	-4.59%
Taylor Wimpey PLC	TW/ LN	8/3/2010	6:00	S1 2010	0.002		
Drax Group PLC	DRX LN	8/3/2010	6:00	S1 2010	0.291	0.309	-5.83%
Meggitt PLC	MGGT LN	8/3/2010	6:00	S1 2010	0.123	0.122	0.82%
GKN PLC	GKN LN	8/3/2010	6:00	S1 2010	0.117		
ITV PLC	ITV LN	8/3/2010	6:01	S1 2010	0.022	0.02	10%
Bayerische Motoren Werke AG	BMW GR	8/3/2010	6:18	Q2 2010	1.27	0.951	33.54%
UPM-Kymmene OYJ	UPM1V FH	8/3/2010	6:30	Q2 2010	0.287	0.138	107.97%
UniCredit SpA	UCG IM	8/3/2010	14:02	S1 2010	0.035		
Prysmian SpA	PRY IM	8/3/2010	14:16	S1 2010	0.241		
Atlantia SpA	ATL IM	8/3/2010	15:44	S1 2010	0.556	0.625	-11.04%
Cie Nationale a Portefeuille	NAT BB	8/3/2010	15:47	S1 2010	1.026		
Deutsche Post AG	DPW GR	8/3/2010		Q2 2010	0.211	0.201	4.98%
Fresenius SE	FRE GR	8/3/2010		Q2 2010	0.941	0.998	-5.71%
Imtech NV	IM NA	8/3/2010		S1 2010	0.84	0.826	1.69%
Petroplus Holdings AG	PPHN VX	8/4/2010	4:30	Q2 2010	-1.289	0.261	-593.87%
Pohjola Bank PLC	POH1S FH	8/4/2010	5:00	Q2 2010	0.117	0.08	46.25%
Societe Generale	GLE FP	8/4/2010	5:00	Q2 2010	0.997	0.989	0.81%
AXA SA	CS FP	8/4/2010	5:01	S1 2010	0.81	0.747	8.43%
Swisscom AG	SCMN VX	8/4/2010	5:30	Q2 2010	9.517	9.72	-2.09%
Societe BIC SA	BB FP	8/4/2010	5:30	S1 2010	2.029	1.933	4.97%
OMV AG	OMV AV	8/4/2010	5:30	Q2 2010	1.13	1.012	11.66%
SGL Carbon SE	SGL GR	8/4/2010	5:30	Q2 2010	0.273	0.208	31.25%
Adidas AG	ADS GR	8/4/2010	5:31	Q2 2010	0.602	0.26	131.54%
Suez Environnement Co	SEV FP	8/4/2010	5:35	S1 2010	0.414	0.375	10.40%
Lundin Petroleum AB	LUPE SS	8/4/2010	6:00	Q2 2010	8.91582	7.176	24.24%
British Land Co PLC	BLND LN	8/4/2010	6:01	Q1 2011	0.072	0.064	12.50%
Lloyds Banking Group PLC	LLOY LN	8/4/2010	6:01	S1 2010	0.009	0.001	800%
Cookson Group PLC	CKSN LN	8/4/2010	6:01	S1 2010	0.299	0.246	21.54%
Allied Irish Banks PLC	ALBK ID	8/4/2010	7:00	S1 2010	-1.966	-1.682	-16.88%
Shire PLC	SHP LN	8/4/2010	11:00	S1 2010	0.652		
A2A SpA	A2A IM	8/4/2010	11:39	S1 2010	0.029	0.03	-3.33%
Swatch Group AG/The	UHR VX	8/4/2010		S1 2010	8.302	7.99	3.90%
Deutsche Postbank AG	DPB GR	8/4/2010		Q2 2010	0.261	0.279	-6.45%
Tognum AG	TGM GR	8/4/2010		Q2 2010	0.184	0.197	-6.60%
Muenchener Rueckversicherungs	MUV2 GR	8/4/2010		Q2 2010	3.802	2.713	40.14%
Meda AB	MEDAA SS	8/4/2010		Q2 2010	1.195	1.442	-17.13%
Henkel AG & Co KGaA	HEN3 GR	8/4/2010		Q2 2010	0.726	0.675	7.56%
Standard Chartered PLC	STAN LN	8/4/2010		S1 2010	1.074	1.026	4.68%
Legal & General Group PLC	LGEM LN	8/4/2010		S1 2010	0.069	0.063	9.52%
Fraport AG Frankfurt Airport	FRA GR	8/5/2010	4:59	Q2 2010	0.504	0.543	-7.18%

Daily Market Report

KBC Groep NV	KBC BB	8/5/2010	5:00	S1 2010	5.418		
RSA Insurance Group PLC	RSA LN	8/5/2010	6:00	S1 2010	0.062	0.058	6.90%
TGS Nopec Geophysical Co ASA	TGS NO	8/5/2010	6:00	Q2 2010	0.243	0.254	-4.33%
Novo Nordisk A/S	NOVOB DC	8/5/2010	6:00	Q2 2010	6.075	5.789	4.94%
Capital Shopping Centres Group	CSCG LN	8/5/2010	6:00	S1 2010	0.07	0.076	-7.89%
Hexagon AB	HEXAB SS	8/5/2010	6:00	Q2 2010	1.861	1.82	2.25%
Randgold Resources Ltd	RRS LN	8/5/2010	6:00	S1 2010	0.588		
Schroders PLC	SDR LN	8/5/2010	6:01	S1 2010	0.494	0.408	21.08%
Ladbrokes PLC	LAD LN	8/5/2010	6:01	S1 2010	0.085	0.085	0%
Cobham PLC	COB LN	8/5/2010	6:01	S1 2010	0.09	0.089	1.12%
Unilever PLC	ULVR LN	8/5/2010	6:01	S1 2010	0.775	0.725	6.90%
Barclays PLC	BARC LN	8/5/2010	6:01	S1 2010	0.197	0.163	20.86%
Unilever NV	UNA NA	8/5/2010	6:01	S1 2010	0.72	0.725	-0.69%
Smith & Nephew PLC	SN/ LN	8/5/2010	6:01	S1 2010	0.36		
Rio Tinto PLC	RIO LN	8/5/2010	6:15	S1 2010	3.013	2.883	4.51%
Assicurazioni Generali SpA	G IM	8/5/2010	11:00	S1 2010			
Telecom Italia SpA	TIT IM	8/5/2010	11:00	S1 2010		0.056	
Natixis	KN FP	8/5/2010	Aft-	Q2 2010		0.21	
Tenaris SA	TEN IM	8/5/2010	Aft-	Q2 2010		0.23	
Hellenic Telecommunications	HTO GA	8/5/2010		Q2 2010	-0.124	0.069	-279.71%
Nokian Renkaat OYJ	NRE1V FH	8/5/2010		Q2 2010	0.417	0.251	66.14%
Outotec OYJ	OTE1V FH	8/5/2010		Q2 2010	0.148	0.25	-40.80%
Commerzbank AG	CBK GR	8/5/2010		Q2 2010	0.319	0.073	336.99%
Delta Lloyd NV	DL NA	8/5/2010		S1 2010	4.62		
Swiss Reinsurance Co Ltd	RUKN VX	8/5/2010		Q2 2010	2.62626	1.023	156.72%
Rhoen Klinikum AG	RHK GR	8/5/2010		Q2 2010	0.252	0.26	-3.08%
Beiersdorf AG	BEI GR	8/5/2010		Q2 2010	0.553	0.57	-2.98%
Givaudan SA	GIVN VX	8/5/2010		S1 2010	22.578	28.814	-21.64%
Zurich Financial Services AG	ZURN VX	8/5/2010		S1 2010	11.275	12.115	-6.93%
Deutsche Telekom AG	DTE GR	8/5/2010		Q2 2010	0.187	0.202	-7.43%
Portugal Telecom SGPS SA	PTC PL	8/5/2010		S1 2010	0.36	0.24	50%
Aviva PLC	AV/ LN	8/5/2010		S1 2010	0.337	0.289	16.61%
Dexia SA	DEXB BB	8/6/2010	5:00	Q2 2010			
Allianz SE	ALV GR	8/6/2010	5:00	Q2 2010		2.383	
Lanxess AG	LXS GR	8/6/2010	5:30	Q2 2010		1.077	
Umicore	UMI BB	8/6/2010	5:30	S1 2010		0.875	
Sanoma OYJ	SAA1V FH	8/6/2010	5:30	Q2 2010		0.324	
Catlin Group Ltd	CGL LN	8/6/2010	6:00	S1 2010		0.434	
Old Mutual PLC	OML LN	8/6/2010	6:00	S1 2010		0.068	
Securitas AB	SECUB SS	8/6/2010	6:00	Q2 2010		1.358	
Royal Bank of Scotland Group PLC	RBS LN	8/6/2010	6:00	S1 2010		-0.003	
Tomkins PLC	TOMK LN	8/6/2010	6:00	S1 2010			

Daily Market Report

Veolia Environnement	VIE FP	8/6/2010	S1 2010		0.653	
Fugro NV	FUR NA	8/6/2010	S1 2010		1.284	
Logica PLC	LOG LN	8/6/2010	S1 2010		0.054	
Inmarsat PLC	ISAT LN	8/6/2010	S1 2010			

Disclaimer. This report was prepared and provided for information purposes only under the condition it will not form the sole basis for any investment decision. It does not constitute an offer and should not be considered as an offer, or solicitation of an offer, to buy or sell any securities. The information and opinions contained in this report have been received from sources believed to be reliable. While every reasonable effort has been made to obtain accurate information and verify it, IC RUSS-INVEST or its affiliates makes no warranty, express or implied, as to the accuracy, completeness or correctness of the information and opinions contained herein. All such information, opinions and forecasts are subject to further change without notice. The forward-looking statements in this report are subject to risks, uncertainties and other factors that could cause actual results to differ materially from those stated in such statements. Neither we nor any of our respective agents, employees or advisors intend or have any duty or obligation to supply, amend, update or revise any of the forward-looking statements contained in this report. IC RUSS-INVEST, its directors and employees may have a position in any of the securities mentioned in this report. The report cannot be used on the territory of the USA, Canada, Great Britain, Japan, neither it can be a subject of national regulation of the states mentioned.

INVESTMENT COMPANY IC RUSS-INVESTwww.russ-invest.com**Moscow**

Telephone: +7(495) 363-93-80
 Fax: +7(495) 363-93-90
 E-mail: mail@russ-invest.com
 Mailing address: 5-3/12 Nashchiokinsky
 Pereulok, bldg. 4, 119019 Moscow

St-Petersburg

Telephone: +7(812) 337-55-37
 Fax: +7(812) 337-55-37
 E-mail: spb@russ-invest.com
 Mailing address: 52, Fontanky
 Embankment, 190002 St-Petersburg

Samara

Telephone: +7 (846) 262-75-52
 Fax: +7 (846) 262-75-52
 E-mail: sam@russ-invest.com
 Mailing address: 443067, Camapa, ul.
 agarina, 95

© 2007 | OJSC «IC RUSS-INVEST»

Licenses of FCFM №077-08757-000100 и №077-08755-001000

Licenses of FCFM №177-06310-100000 и №177-06312-010000

Licenses of FCFM №906